



US00D745229S

(12) **United States Design Patent**
Pulliam et al.

(10) **Patent No.:** **US D745,229 S**
(45) **Date of Patent:** **** Dec. 8, 2015**

(54) **ELECTRONIC MODULE FOR A DOG COLLAR**

(71) Applicant: **i4c Innovations Inc.**, Chantilly, VA (US)

(72) Inventors: **Graham Pulliam**, Washington, DC (US); **Jonathan Abarbanel**, Los Angeles, CA (US); **Jeffrey Bentzler**, Playa Del Rey, CA (US); **John Couse**, Toronto (CA); **Emily Hartman**, Purcellville, VA (US); **Stuart Karten**, Venice, CA (US); **Amanda Landis-Hanna**, Fairfax, VA (US); **Frederick Joel Mason**, Haymarket, VA (US); **Jeffrey Noce**, Alexandria, VA (US); **Joe Paul Tupin, Jr.**, Round Hill, VA (US); **Wendy L. Weinberger**, Ashburn, VA (US)

(73) Assignee: **i4c Innovations Inc.**, Chantilly, VA (US)

(**) Term: **14 Years**

(21) Appl. No.: **29/478,142**

(22) Filed: **Dec. 31, 2013**

(51) **LOC (10) Cl.** **30-99**

(52) **U.S. Cl.**
USPC **D30/199**

(58) **Field of Classification Search**
USPC D30/144, 145, 151, 152, 153, 155, 199;
D10/104.1, 104.2
CPC ... A01K 15/00; A01K 15/021; A01K 15/022;
A01K 15/023; A01K 11/006; A01K 27/00;
A01K 27/001; A01K 27/009; A01D 15/04
See application file for complete search history.

(56) **References Cited**

U.S. PATENT DOCUMENTS

2,189,096 A	2/1940	Alonge	
2,472,351 A	6/1949	Tyler	
3,983,483 A *	9/1976	Pando	455/90.2
4,612,719 A	9/1986	de Jong	
4,748,938 A *	6/1988	Owen	119/650
D306,504 S *	3/1990	Young	D30/152

(Continued)

FOREIGN PATENT DOCUMENTS

EM	000897442-0004	4/2008
EM	001100275-0001	3/2009

(Continued)

OTHER PUBLICATIONS

Dec. 2, 2014 (JP) Notification of Reason for Refusal—App. No. 2014-014368—English translation.

(Continued)

Primary Examiner — Martie K Holtje

(74) *Attorney, Agent, or Firm* — Banner & Witcoff, Ltd.

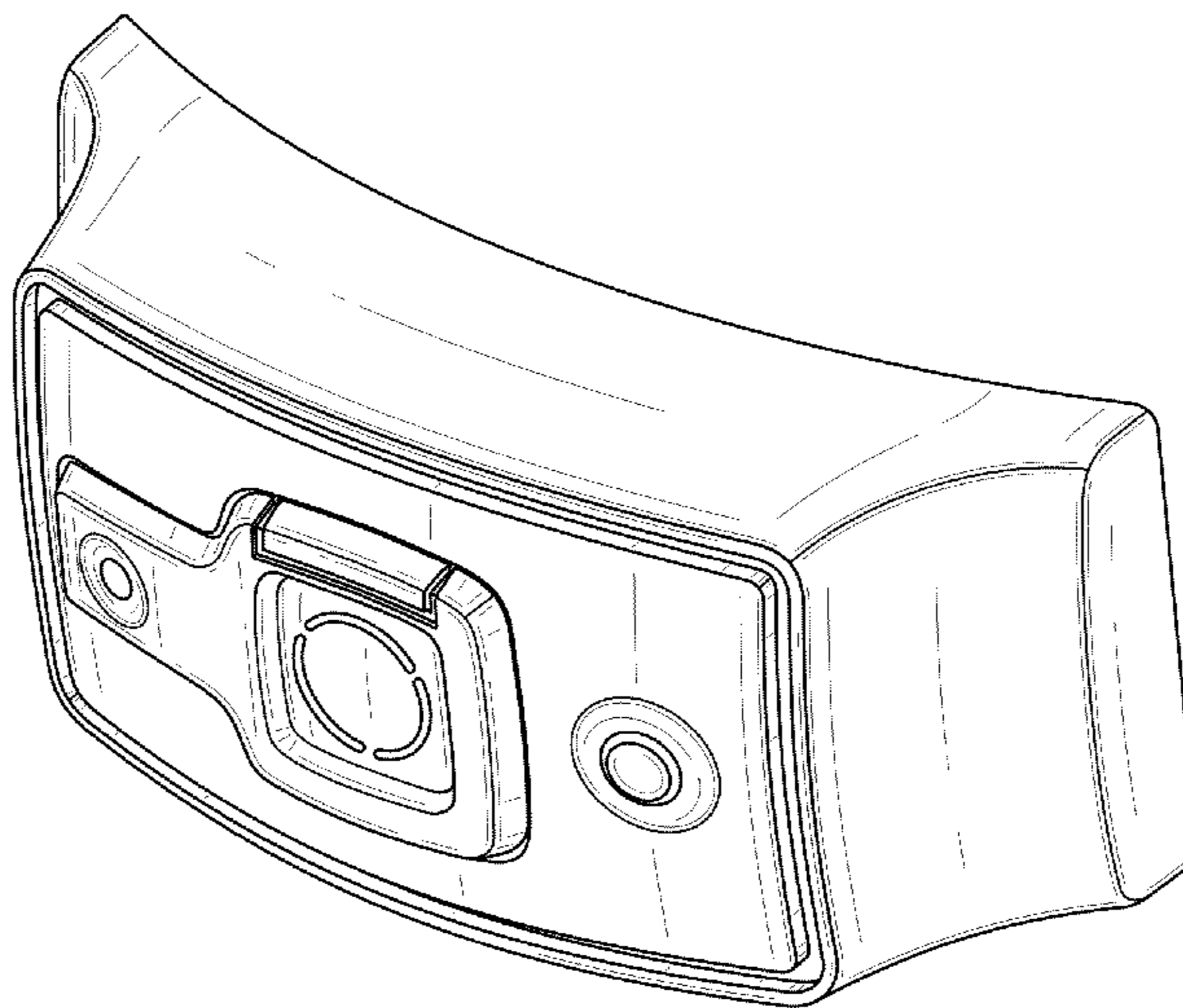
(57) **CLAIM**

The ornamental design for an electronic module for a dog collar, as shown and described.

DESCRIPTION

FIG. 1 is a front perspective view of an electronic module for a dog collar showing the new design; FIG. 2 is a front view thereof; FIG. 3 is a rear view thereof; FIG. 4 is a right side view thereof; FIG. 5 is a left side view thereof; FIG. 6 is a top view thereof; and, FIG. 7 is a bottom view thereof. The structural features depicted by broken lines in FIG. 3 have been shown for the purpose of illustrating portions of the electronic module for a dog collar that form no part of the claimed design.

1 Claim, 4 Drawing Sheets



(56)

References Cited

U.S. PATENT DOCUMENTS

5,046,453 A * 9/1991 Vinci 119/718
 5,617,814 A * 4/1997 Bianco et al. 119/720
 5,899,370 A 5/1999 Bould
 5,952,925 A * 9/1999 Secker 340/573.2
 6,079,367 A * 6/2000 Stapelfeld et al. 119/720
 D439,708 S * 3/2001 Jenkins D30/152
 6,830,014 B1 * 12/2004 Lalor 119/859
 D523,369 S * 6/2006 Jacober et al. D11/3
 D523,998 S * 6/2006 Nottingham et al. D30/152
 D545,220 S 6/2007 Leung
 7,382,328 B2 6/2008 Lee, IV et al.
 7,574,979 B2 * 8/2009 Nottingham et al. 119/863
 7,644,685 B2 1/2010 Groh et al.
 7,771,112 B2 8/2010 Morgan
 7,996,983 B2 8/2011 Lee, IV et al.
 8,011,327 B2 * 9/2011 Mainini et al. 119/720
 D660,185 S 5/2012 Schrepfer
 D661,846 S * 6/2012 Miller et al. D30/152
 D665,952 S * 8/2012 Guo D30/152
 D666,367 S * 8/2012 Miller et al. D30/152
 D673,334 S * 12/2012 Guo D30/152
 8,345,414 B2 1/2013 Mooring et al.
 D734,900 S 7/2015 Pulliam et al.
 2003/0122678 A1 * 7/2003 Duncan et al. 340/573.3
 2005/0211187 A1 * 9/2005 Harman et al. 119/721
 2006/0169222 A1 * 8/2006 Gerig 119/859
 2007/0204810 A1 * 9/2007 Nottingham et al. 119/859
 2007/0209604 A1 * 9/2007 Groh et al. 119/858
 2007/0222624 A1 * 9/2007 Eicken et al. 340/573.3
 2007/0227465 A1 * 10/2007 Gerig et al. 119/859
 2009/0289844 A1 * 11/2009 Palsgrove et al. 342/357.07
 2010/0050955 A1 * 3/2010 Pacheco et al. 119/719

2011/0232585 A1 * 9/2011 Rich et al. 119/721
 2013/0002720 A1 1/2013 Chang
 2013/0233252 A1 * 9/2013 Bellon et al. 119/720

FOREIGN PATENT DOCUMENTS

EM 002019786-0001 4/2012
 EM 002106427-0001 10/2012
 EM 002115923-0001 10/2012
 EM 002283119-0001 8/2013
 EM 002283119-0002 8/2013
 EM 002283119-0003 8/2013
 EM 002283119-0004 8/2013
 EM 002283119-0005 8/2013
 JP 2005287708 A 10/2005
 JP 2006280966 A 10/2006
 JP 2011062112 A 3/2011
 WO 2011121753 A1 10/2011

OTHER PUBLICATIONS

Dec. 2, 2014 (JP) Notification of Reason for Refusal—App. No. 2014-014369—English translation.
 Dec. 2, 2014 (JP) Notification of Reason for Refusal—App. No. 2014-014370—English translation.
 Dec. 2, 2014 (JP) Notification of Reason for Refusal—App. No. 2014-014371—English translation.
 Jan. 16, 2015 (CA) Examiner's Report—App. 157458.
 Jan. 16, 2015 (CA) Examiner's Report—App. 157459.
 Jan. 16, 2015 (CA) Examiner's Report—App. 157460.
 Feb. 24, 2015 (KR) Examiner's Report—App. 30-2014-0031953.
 Feb. 24, 2015 (KR) Examiner's Report—App. 30-2014-0031954.
 Feb. 24, 2015 (KR) Examiner's Report—App. 30-2014-0031955.
 Feb. 24, 2015 (KR) Examiner's Report—App. 30-2014-0031957.

* cited by examiner

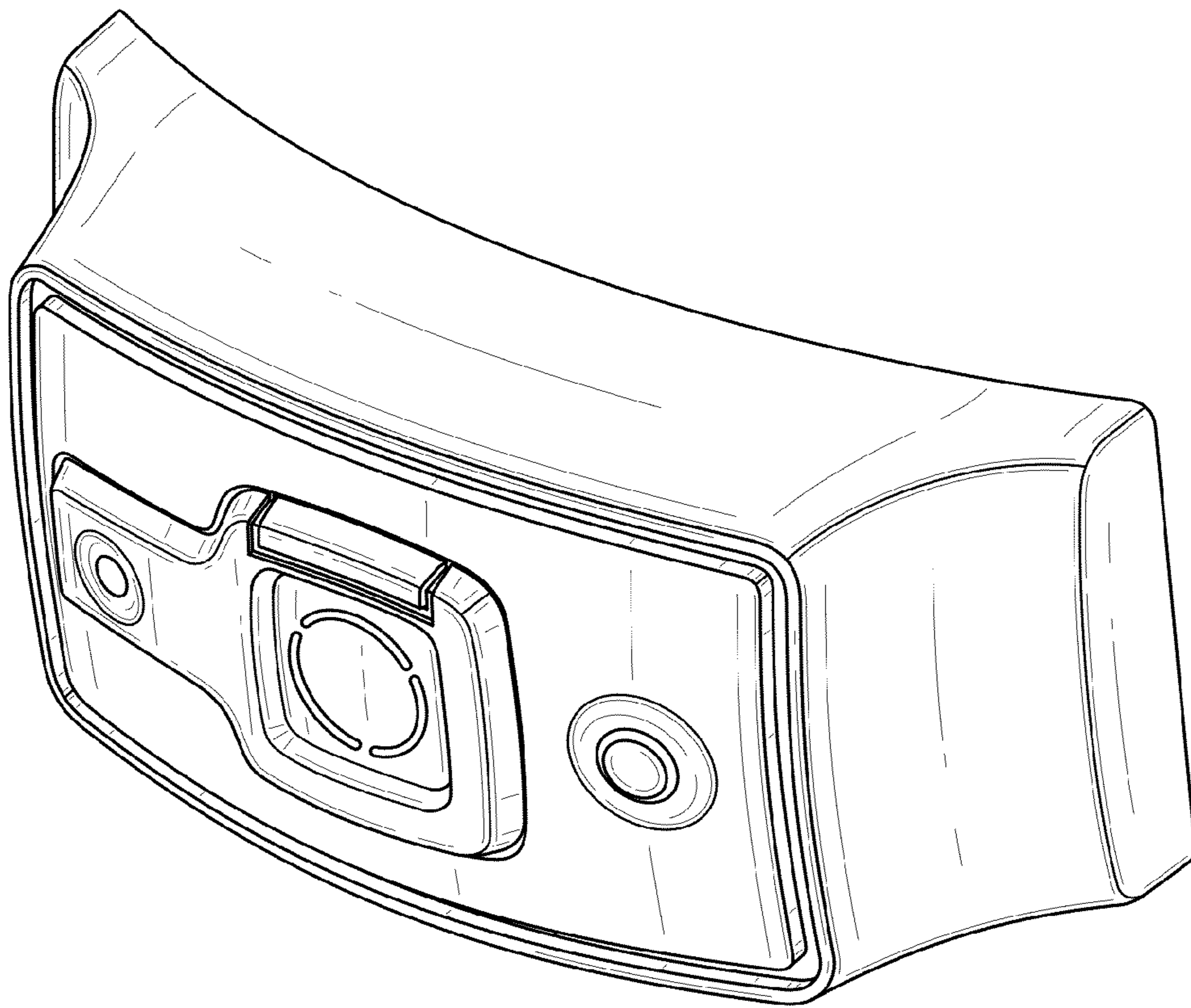


FIG. 1

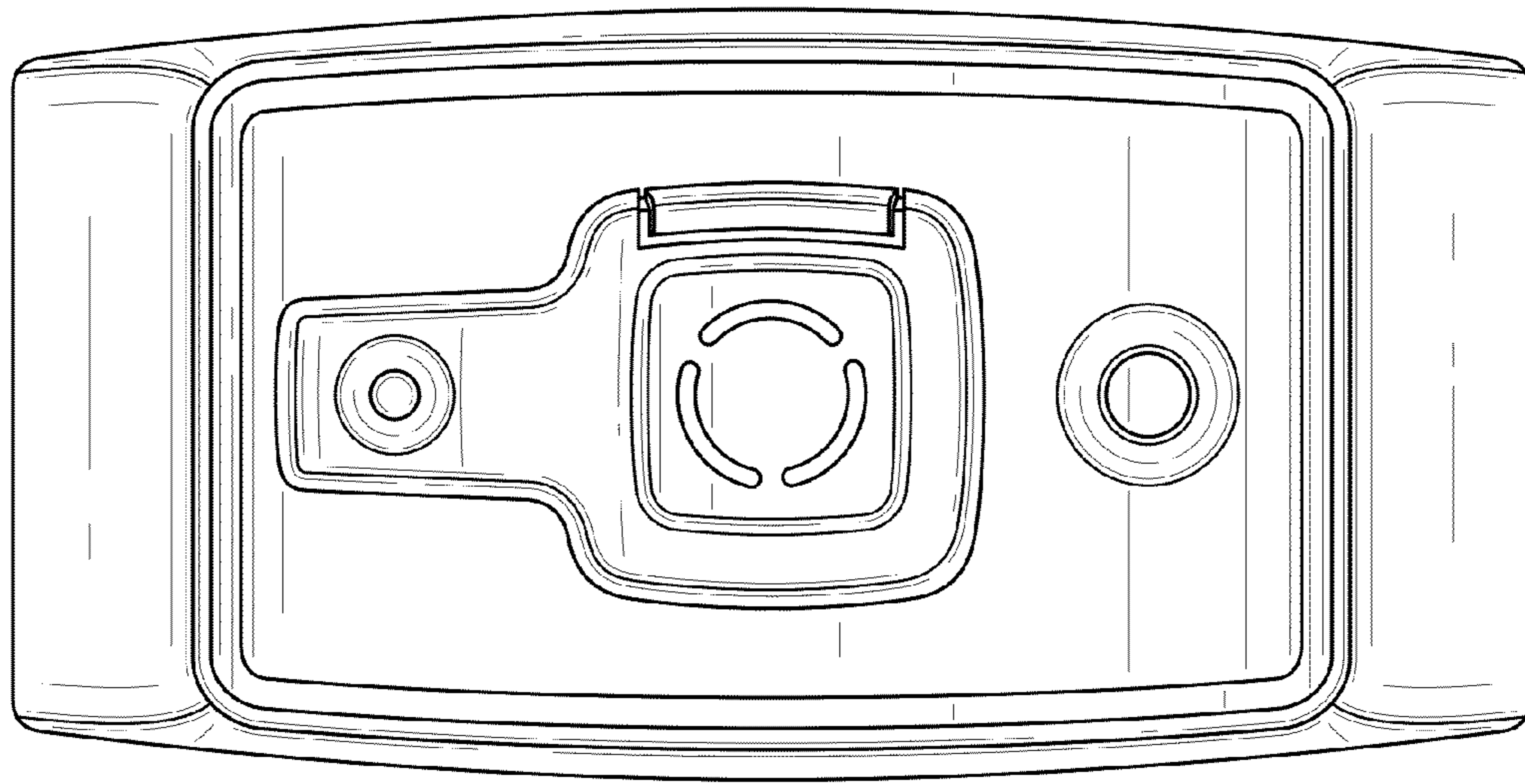


FIG. 2

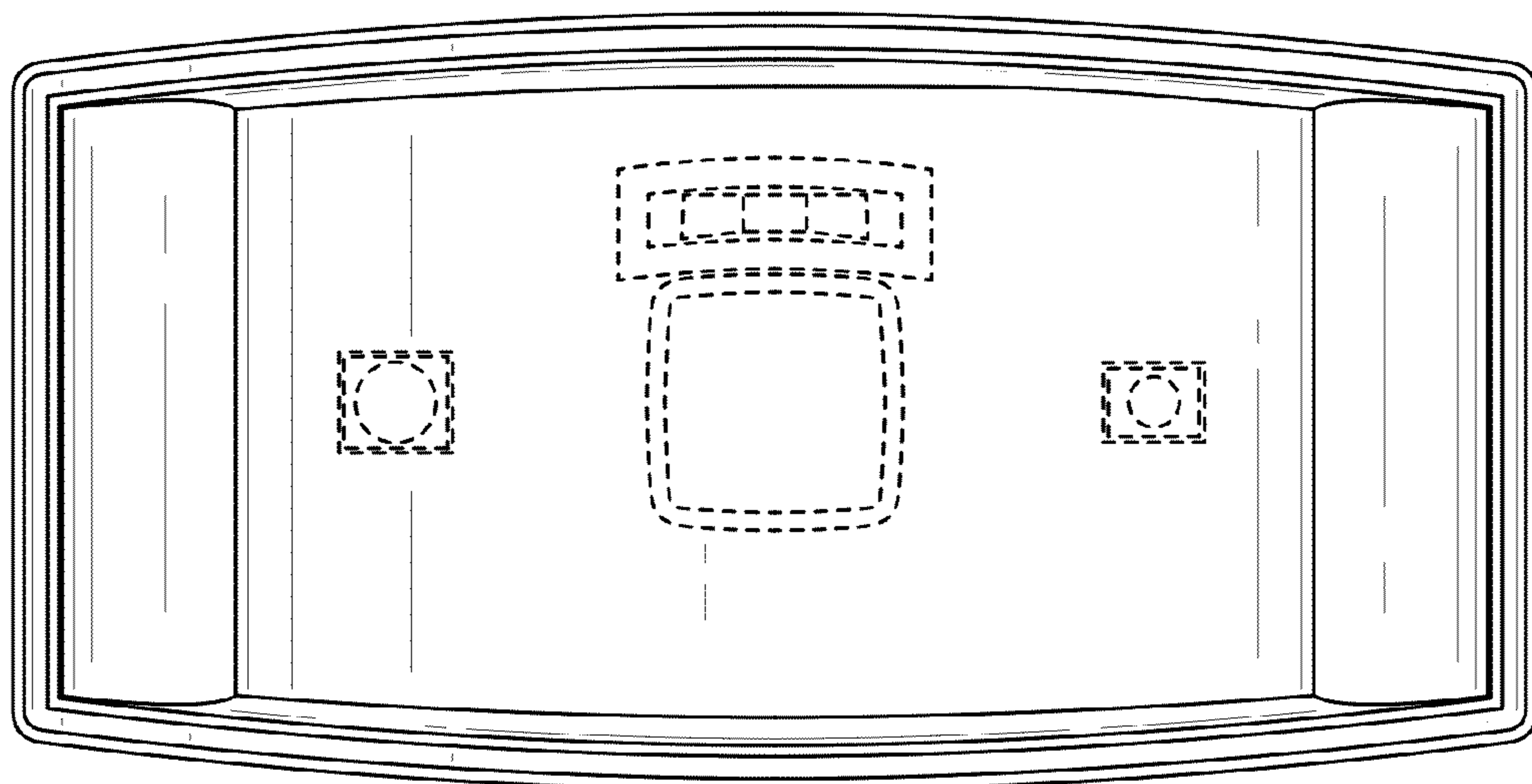


FIG. 3

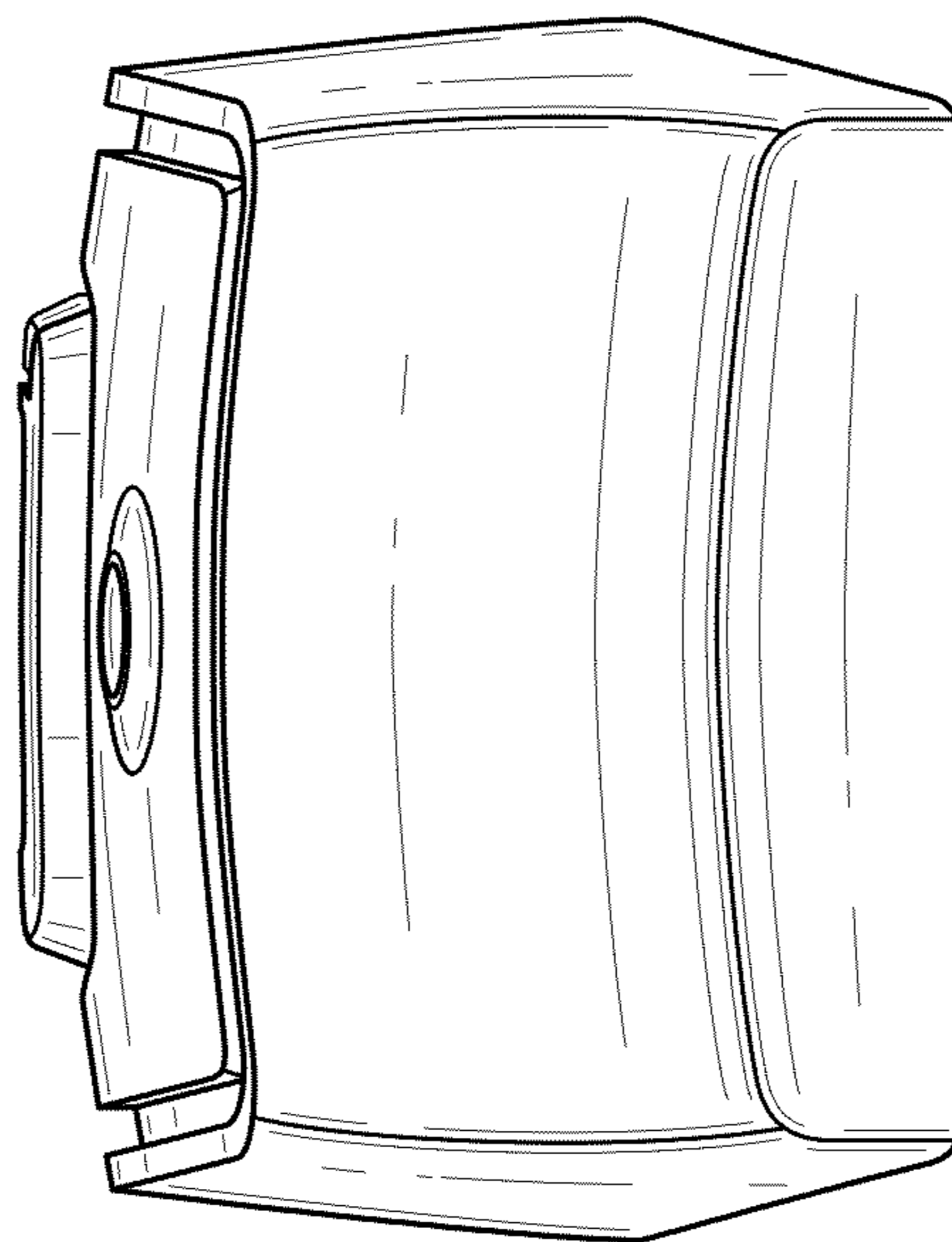


FIG. 4

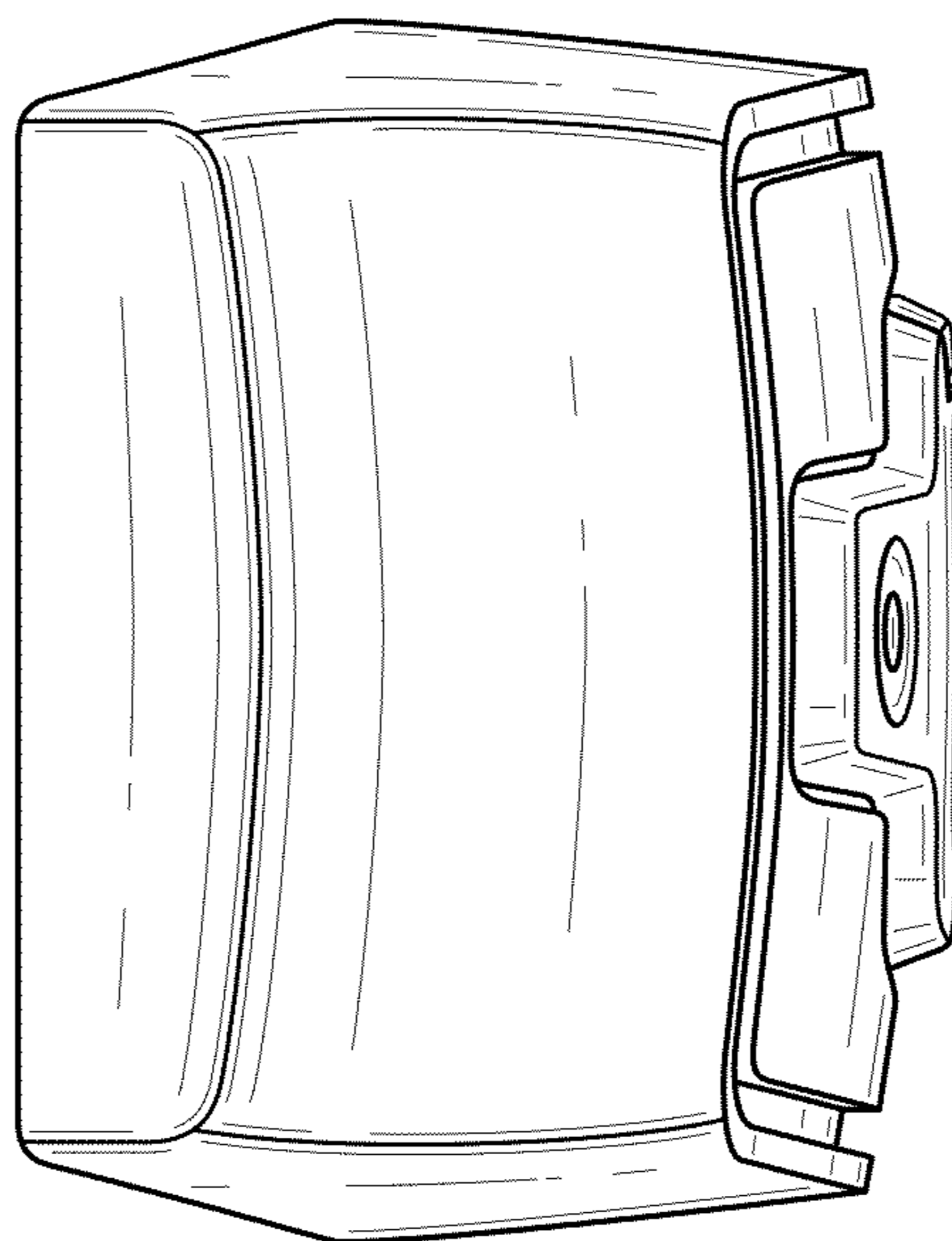


FIG. 5




FIG. 6

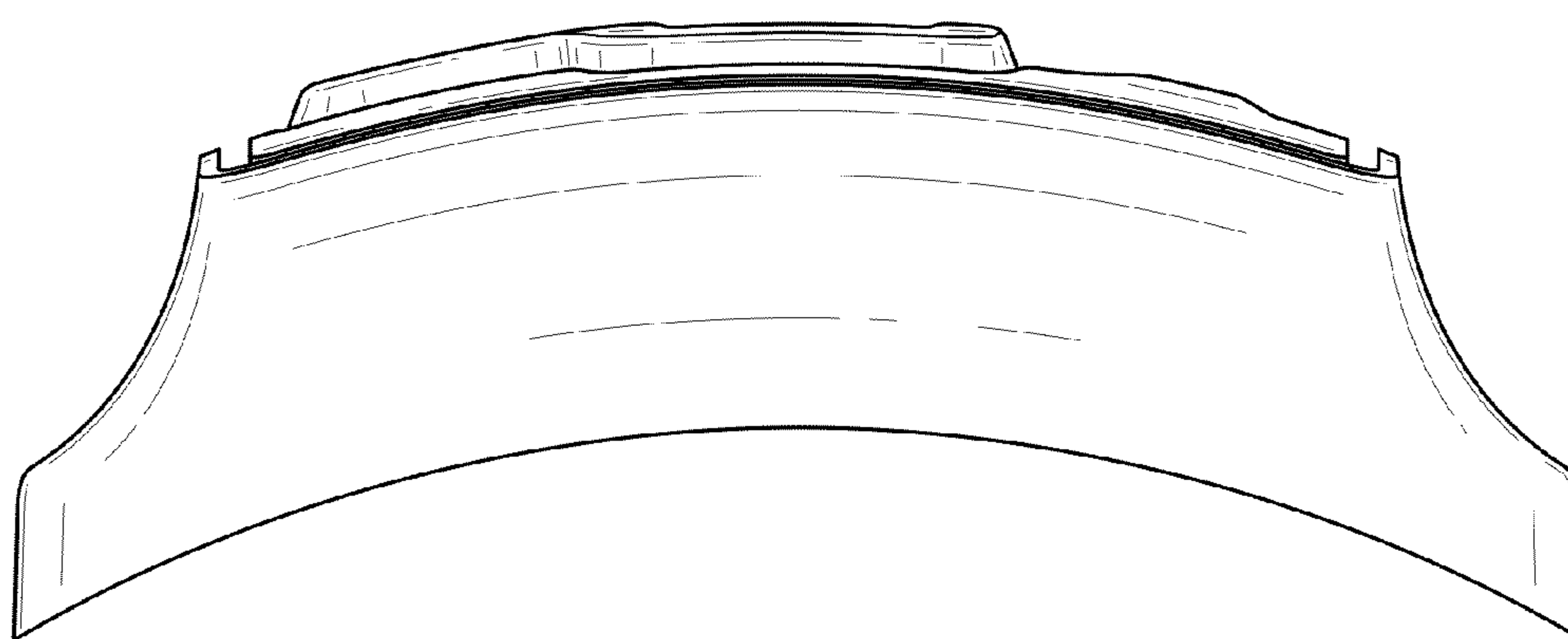


FIG. 7