



US00D745221S

(12) **United States Design Patent**  
**Willows et al.**

(10) **Patent No.:** **US D745,221 S**  
(45) **Date of Patent:** **\*\* Dec. 8, 2015**

- (54) **REFLECTIVE STRIP**
- (71) Applicant: **Amphipod, Inc.**, Seattle, WA (US)
- (72) Inventors: **Keith S. Willows**, Seattle, WA (US);  
**June A. Angus**, Seattle, WA (US);  
**Antonio Del Rosario**, Bellevue, WA (US)
- (73) Assignee: **AMPHIPOD, INC.**, Seattle, WA (US)
- (\*\*) Term: **14 Years**
- (21) Appl. No.: **29/502,080**
- (22) Filed: **Sep. 11, 2014**
- (51) **LOC (10) Cl.** ..... **29-02**
- (52) **U.S. Cl.**  
USPC ..... **D29/122**
- (58) **Field of Classification Search**  
USPC ..... D29/122, 101.1, 101.3, 101.4, 101.2;  
D2/717, 840, 841, 844, 847, 849, 830,  
D2/834, 853; 2/106, 115, 116, 456;  
D3/318; D11/200, 210, 95, 96;  
359/515-519; 362/103; D5/99;  
428/187  
CPC ..... A41D 1/00  
See application file for complete search history.

5,239,450 A *	8/1993	Wall	362/104
5,285,312 A	2/1994	Mastro	
5,349,920 A *	9/1994	Koizumi	116/28 R
5,358,461 A	10/1994	Bailey, Jr.	
D356,675 S	3/1995	Gamm	
D369,237 S	4/1996	Gamm	
D369,568 S	5/1996	Sloot	
5,677,790 A	10/1997	Taglieri	
5,768,041 A	6/1998	Rudolph	
5,913,483 A *	6/1999	Polk	24/712.3
5,923,483 A	7/1999	Sloot	
D418,267 S	12/1999	Lin	
6,000,111 A	12/1999	Deskins et al.	
6,086,213 A	7/2000	Holce	
6,106,130 A	8/2000	Harding	
6,170,959 B1	1/2001	Richardson, III	
D442,506 S	5/2001	Allen	

(Continued)

*Primary Examiner* — Randall Gholson

(74) *Attorney, Agent, or Firm* — Lowe Graham Jones PLLC

(57) **CLAIM**

The ornamental design for a reflective strip, as shown and described.

**DESCRIPTION**

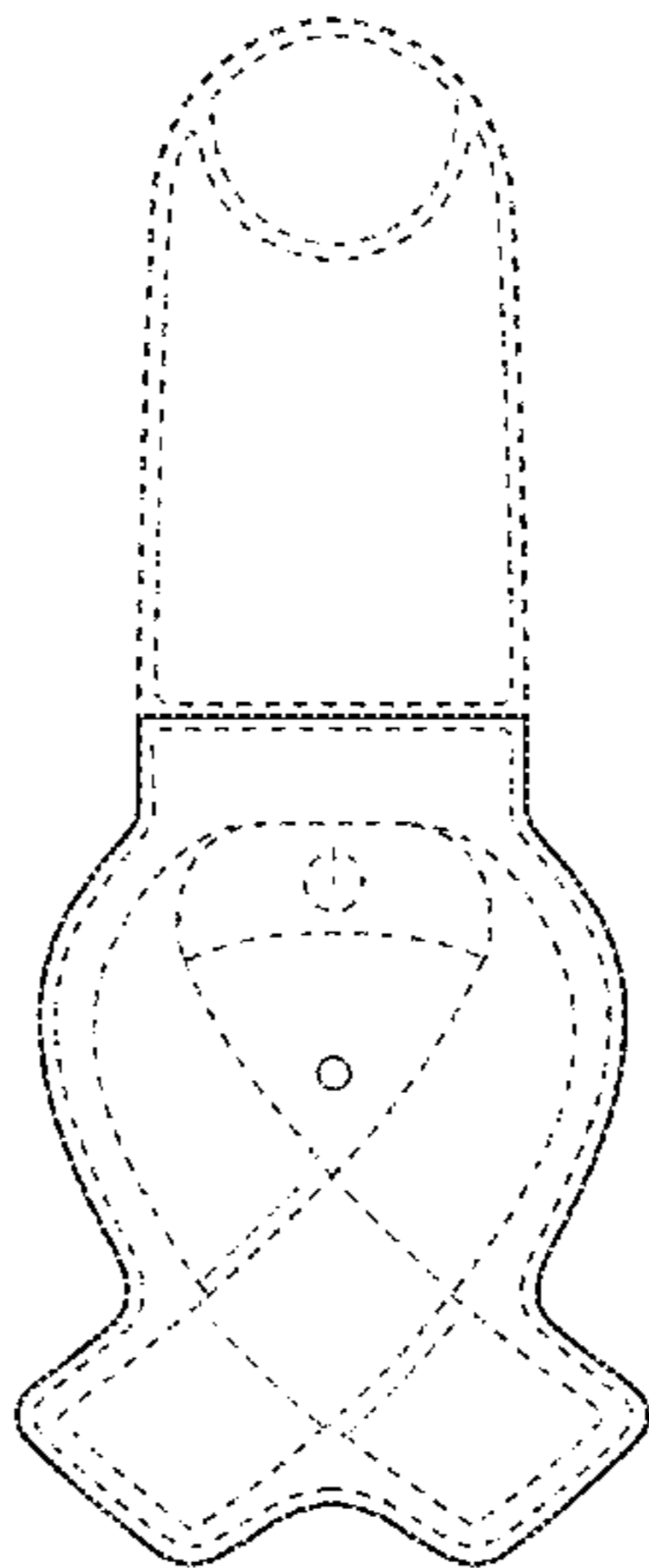
FIG. 1 is a front view of the reflective strip.  
 FIG. 2 is a top view of the reflective strip.  
 FIG. 3 is a left side view of the reflective strip.  
 FIG. 4 is a right side view of the reflective strip.  
 FIG. 5 is a bottom view of the reflective strip.  
 FIG. 6 is rear a view of the reflective strip; and,  
 FIG. 7 is a perspective view of the reflective strip, shown in a preferred environment in which the reflective strip is folded in half and clipped to a pocket of a representative shirt or other article of clothing.  
 The broken lines depict portions of the reflective strip that form no part of the claimed design. The broken lines showing a pocket in FIG. 7 illustrate a preferred environment and form no part of the claimed design.

**1 Claim, 2 Drawing Sheets**

(56) **References Cited**

U.S. PATENT DOCUMENTS

3,363,293 A	1/1968	Nemrod et al.	
3,849,804 A	11/1974	Rakow	
3,894,790 A	7/1975	Golden et al.	
3,901,554 A	8/1975	Kennedy et al.	
D244,515 S *	5/1977	Tuleja	D10/111
4,571,025 A	2/1986	Stephen	
D305,178 S *	12/1989	Tonkel	D2/975
5,088,439 A	2/1992	Anderson	
5,169,702 A	12/1992	Schell	
5,193,026 A	3/1993	Purvis et al.	



(56)

**References Cited**

U.S. PATENT DOCUMENTS

6,224,234	B1	5/2001	Demmery				
D453,413	S *	2/2002	Tsujino et al.	.....	D2/978		
6,506,465	B1	1/2003	Sloot				
D469,709	S	2/2003	Sloot				
6,590,145	B2	7/2003	Doiron				
6,988,298	B2	1/2006	Ternasky et al.				
D541,193	S *	4/2007	Hart et al.	.....	D12/42		
7,377,663	B2 *	5/2008	Desjardin	.....	362/103		
D624,247	S	9/2010	Thind				
7,841,741	B2	11/2010	Chan et al.				
D666,833	S	9/2012	Robinson				
D675,356	S *	1/2013	Case	.....	D26/39		
D699,007	S *	2/2014	Willows et al.	.....	D29/122		
D699,399	S	2/2014	Willows et al.				
D699,898	S	2/2014	Willows et al.				
D699,899	S	2/2014	Willows et al.				
D711,273	S *	8/2014	Mulvoy et al.	.....	D10/111		

\* cited by examiner

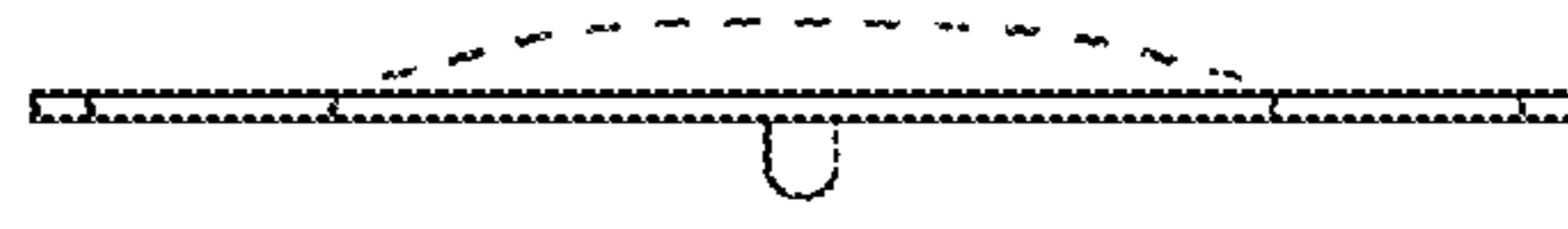


Fig. 2

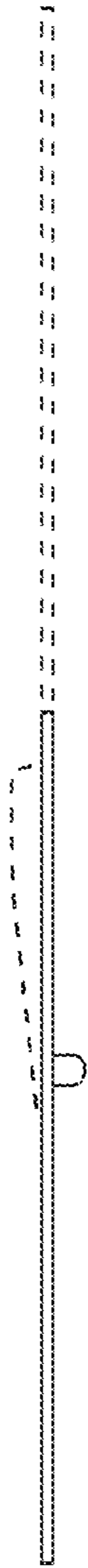


Fig. 3

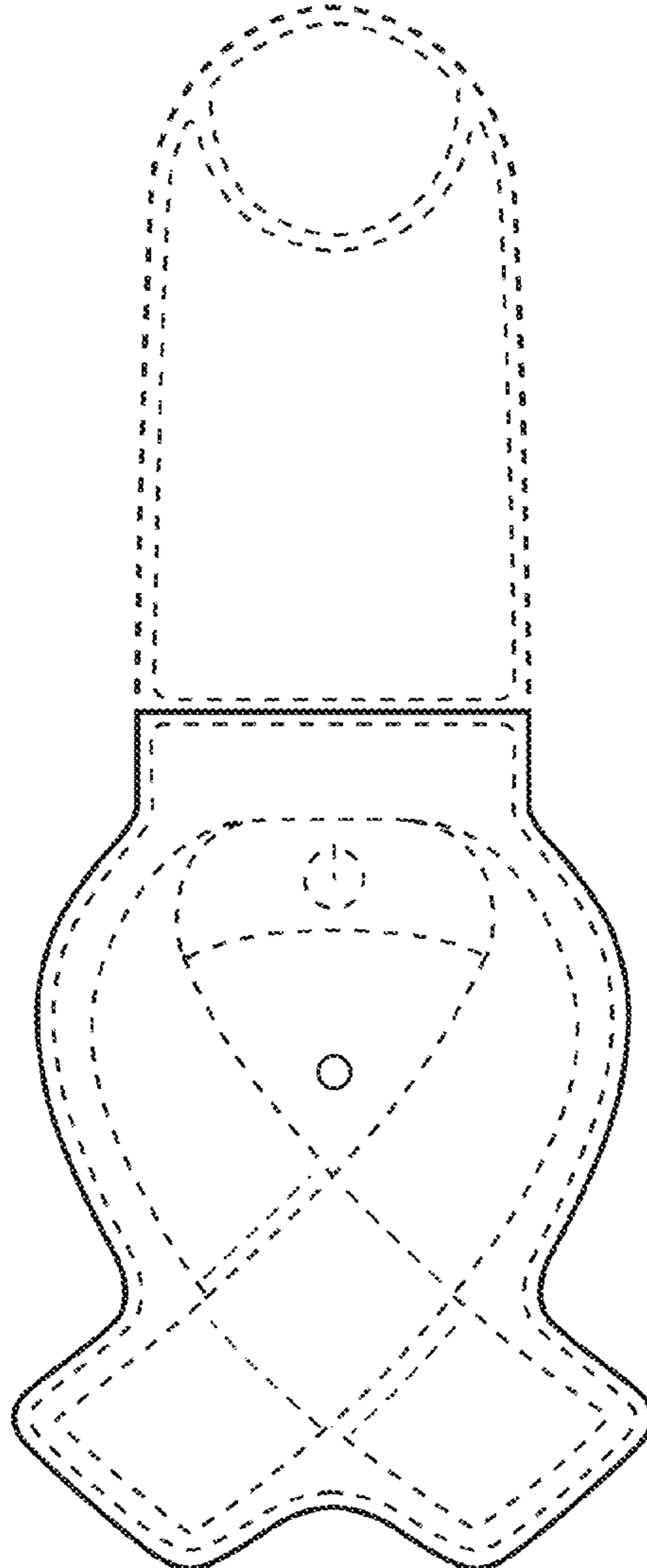


Fig. 1

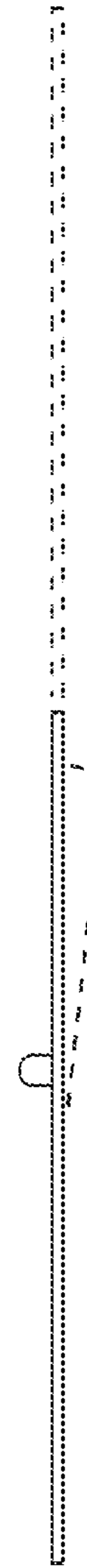


Fig. 4



Fig. 5

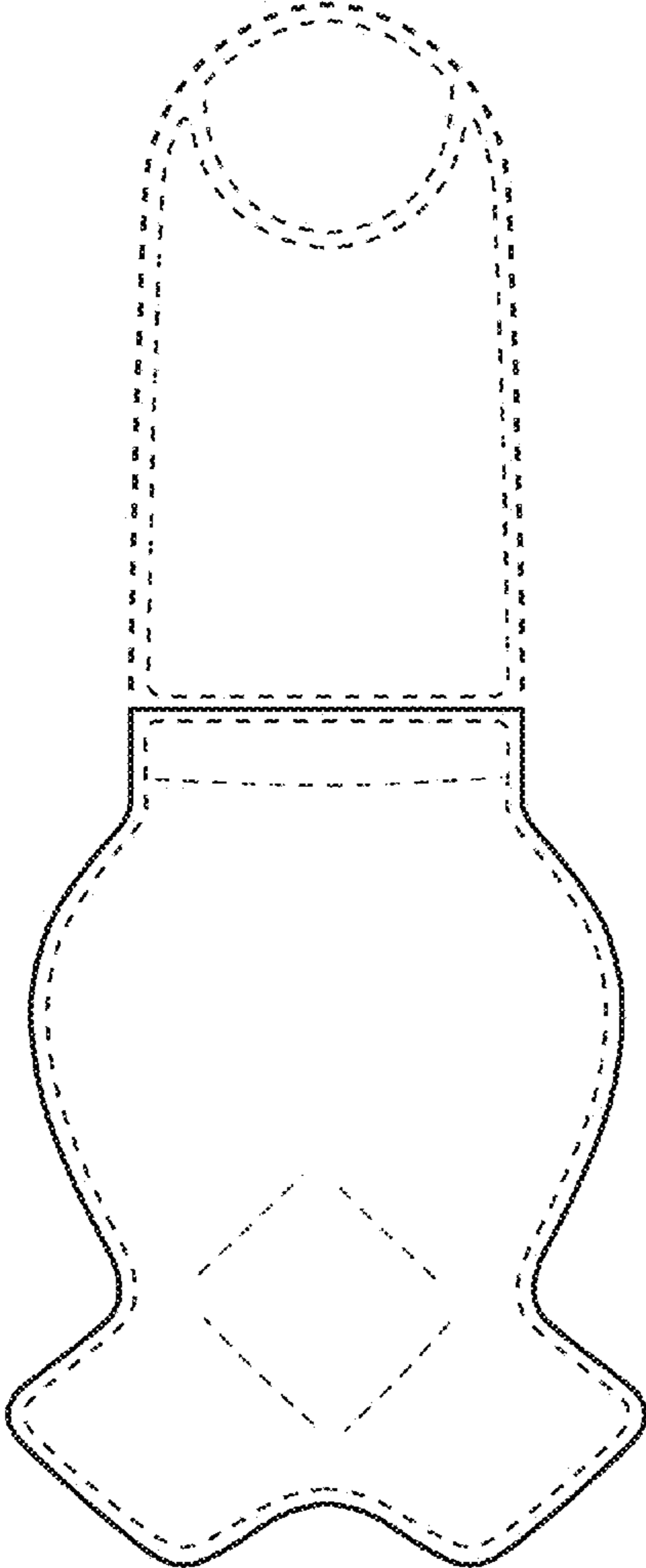


Fig. 6

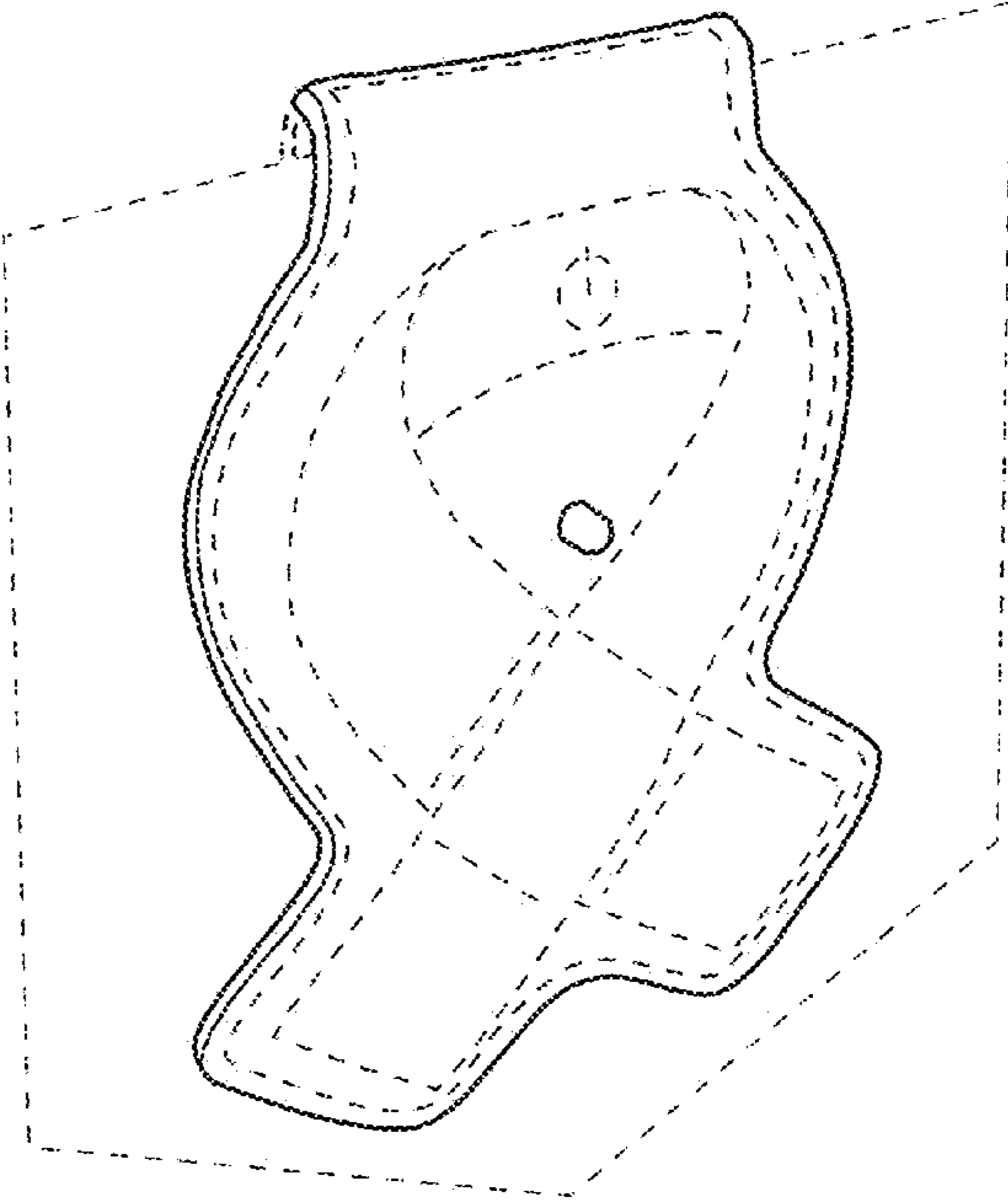


Fig. 7