



US00D745217S

(12) **United States Design Patent**
Szymanski

(10) **Patent No.:** **US D745,217 S**
(45) **Date of Patent:** **** Dec. 8, 2015**

(54) **SHAVING DEVICE WITH CAP**
(71) Applicant: **Aaron Szymanski**, Thomaston, CT (US)
(72) Inventor: **Aaron Szymanski**, Thomaston, CT (US)
(73) Assignee: **IdeaVillage Products Corp**, Wayne, NJ (US)
(**) Term: **14 Years**

(21) Appl. No.: **29/474,381**

(22) Filed: **Aug. 27, 2014**

(51) **LOC (10) Cl.** **28-03**

(52) **U.S. Cl.**
USPC **D28/49**; D28/53

(58) **Field of Classification Search**
USPC D28/44, 49-54
CPC B26B 19/00-19/107; B26B 19/12-19/22;
B26B 19/28-19/36; B26B 19/3806-19/3826;
B26B 19/384; B26B 19/3846; B26B
19/3853-19/3866; B26B 19/3886; B26B
19/42; B26B 19/38

See application file for complete search history.

(56) **References Cited**

U.S. PATENT DOCUMENTS

D503,495 S * 3/2005 Maeda D28/53
D620,644 S * 7/2010 Lau D28/54
D634,067 S * 3/2011 Stowers D28/53
D634,068 S * 3/2011 Stowers D28/53

D634,069 S * 3/2011 Stowers D28/54
D717,491 S * 11/2014 Stowers D28/49
D717,494 S * 11/2014 Stowers D28/54
D728,159 S * 4/2015 Szymanski D28/49
D728,160 S * 4/2015 Szymanski D28/49
2006/0156551 A1* 7/2006 Khubani B26B 19/06
30/130
2011/0010942 A1* 1/2011 Lau B26B 19/06
30/29.5
2012/0192436 A1* 8/2012 Toy B26B 19/06
30/216
2015/0251325 A1* 9/2015 Teteak B26B 19/06
30/228

* cited by examiner

Primary Examiner — Jennifer Rivard

(74) *Attorney, Agent, or Firm* — Dan M. DeLa Rosa

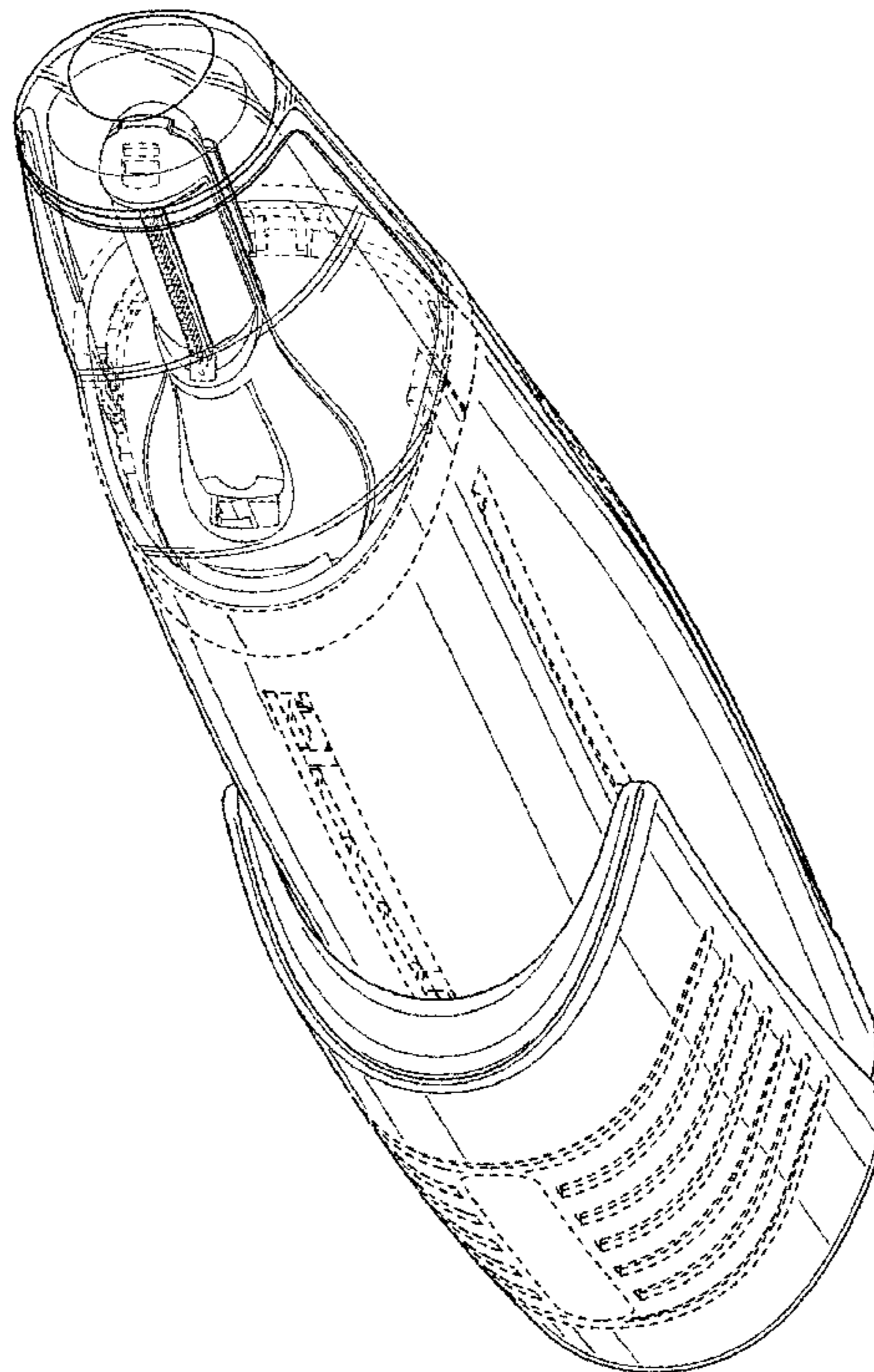
(57) **CLAIM**

The ornamental design for a shaving device with cap, as shown and described.

DESCRIPTION

FIG. 1 is a front perspective view of the shaving device with cap of the present invention showing my new design; FIG. 2 is a side elevational view thereof; FIG. 3 is another side elevational view thereof; FIG. 4 is a top plan view thereof; FIG. 5 is a bottom plan view thereof; FIG. 6 is a back side elevational view thereof; and, FIG. 7 is a front side elevational view thereof. The broken lines illustrate portions of the shaving device with cap and form no part of the claimed design.

1 Claim, 6 Drawing Sheets



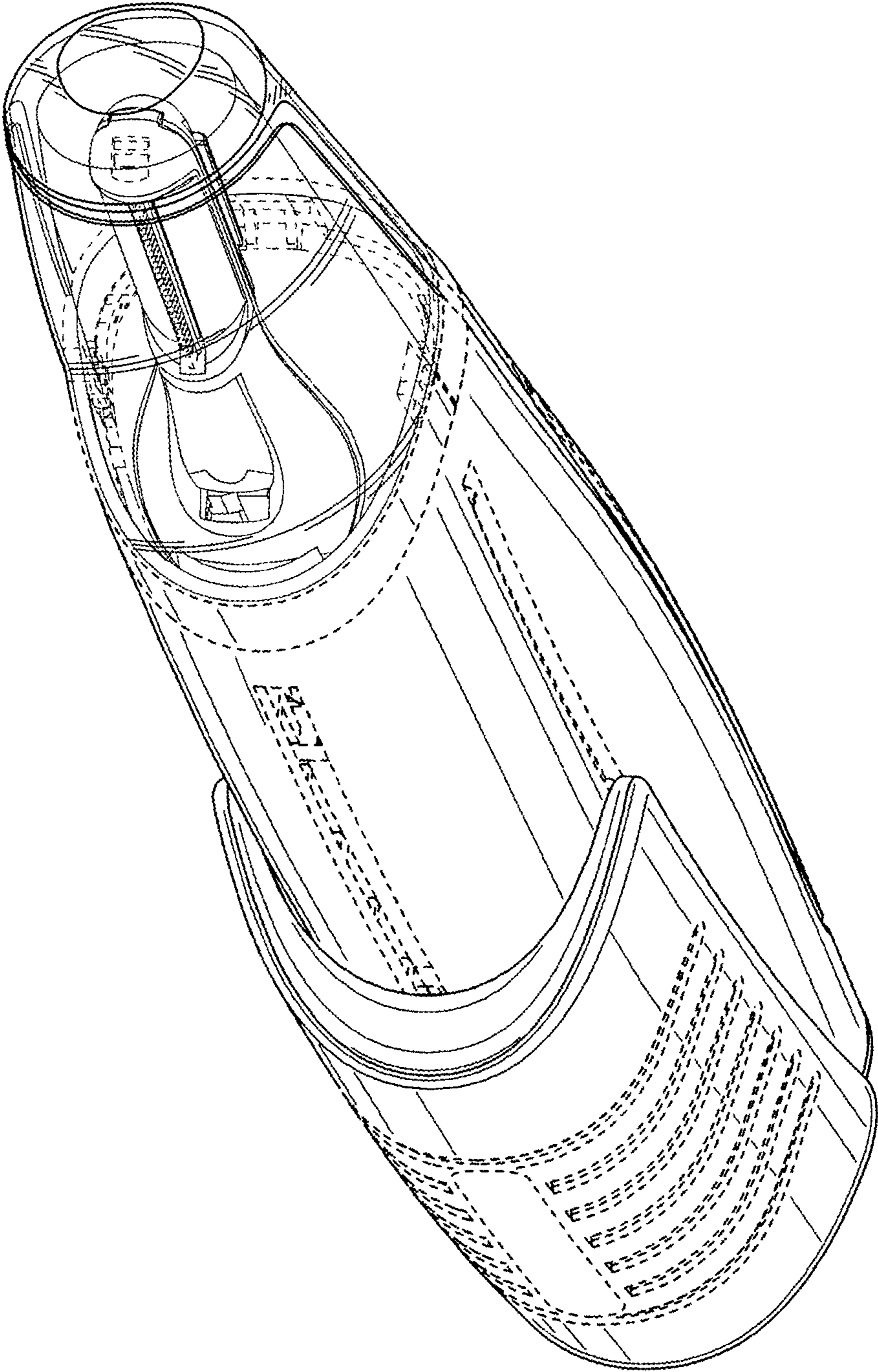


FIG. 1

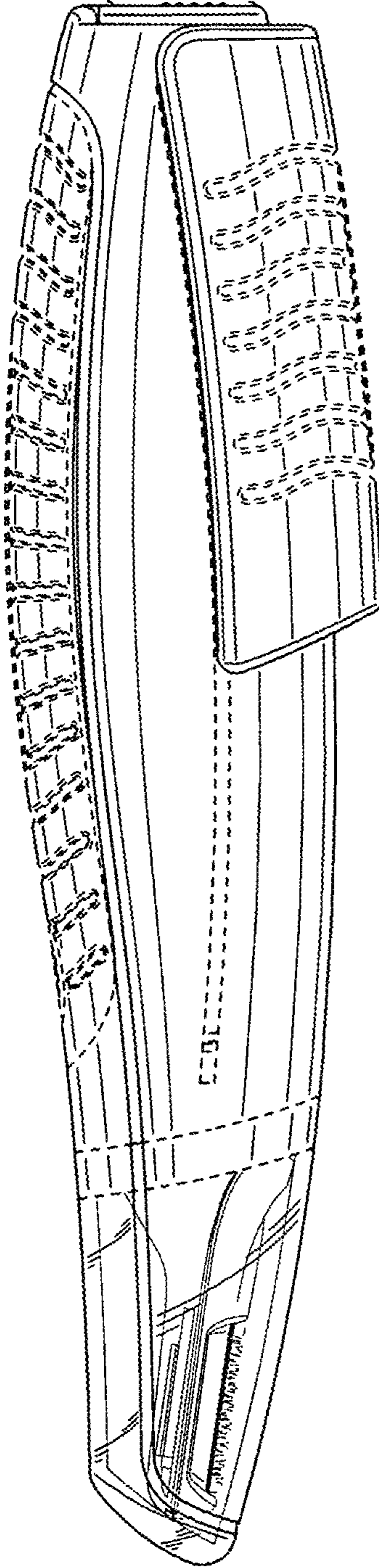


FIG. 2

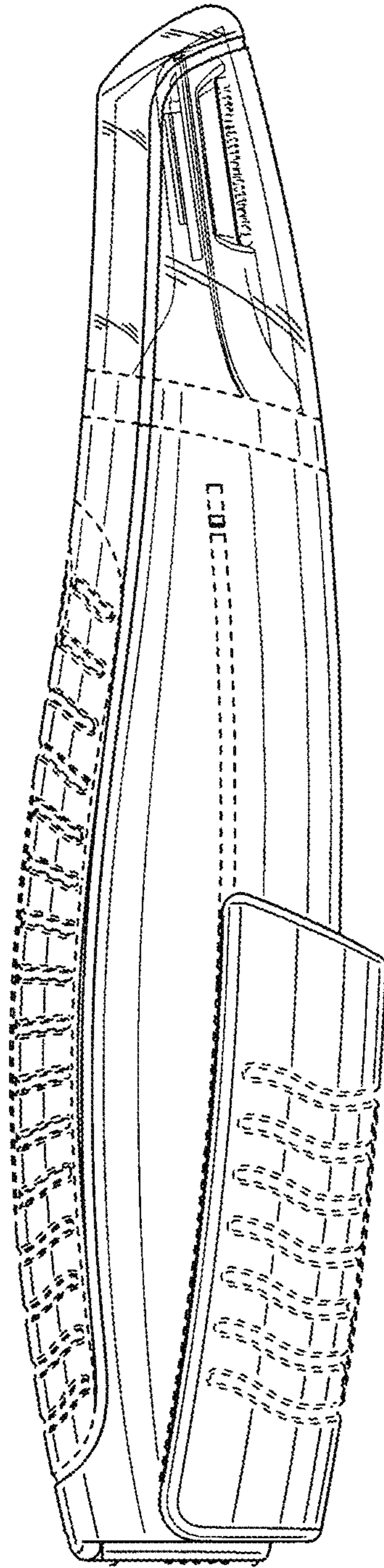


FIG. 3

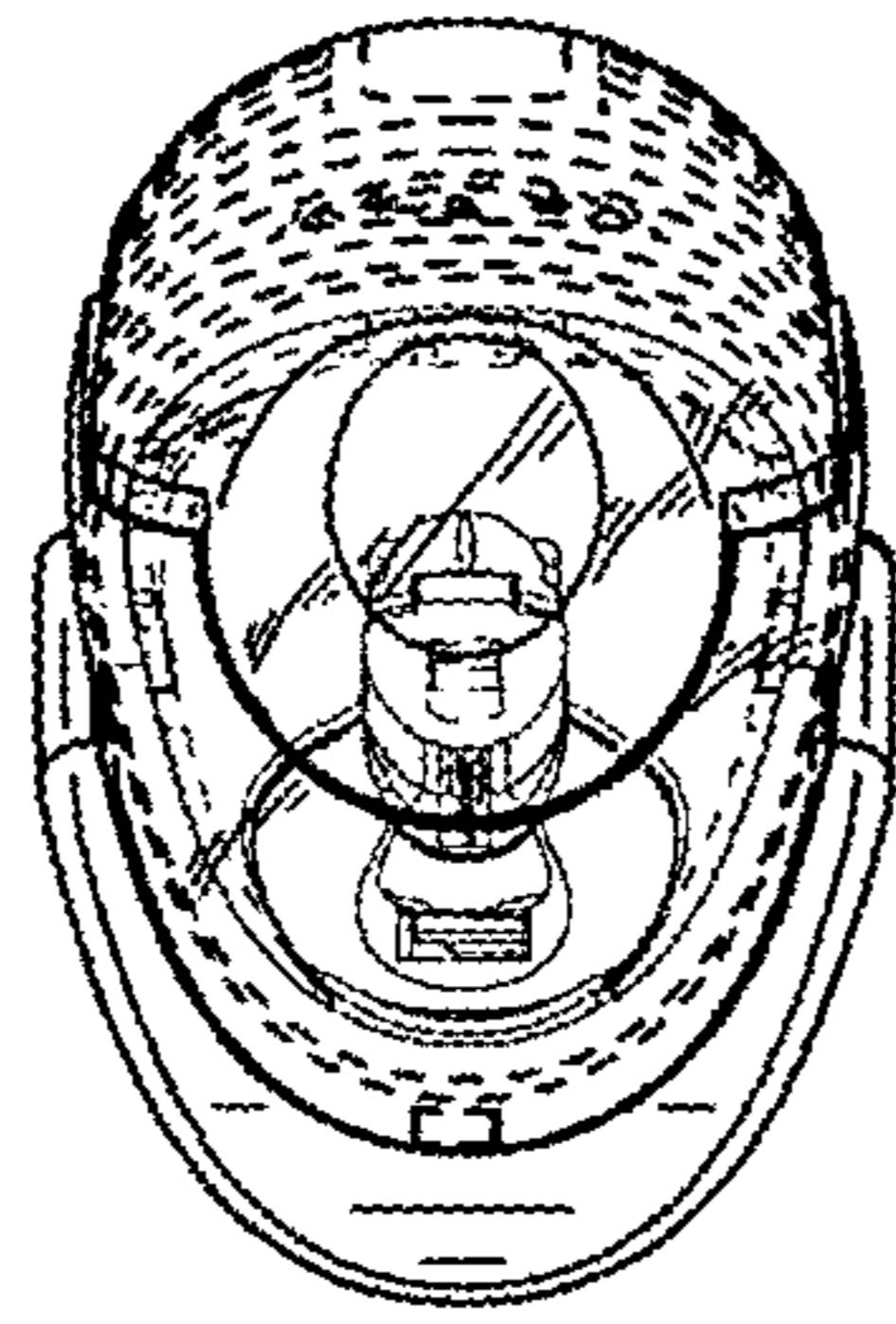


FIG. 4

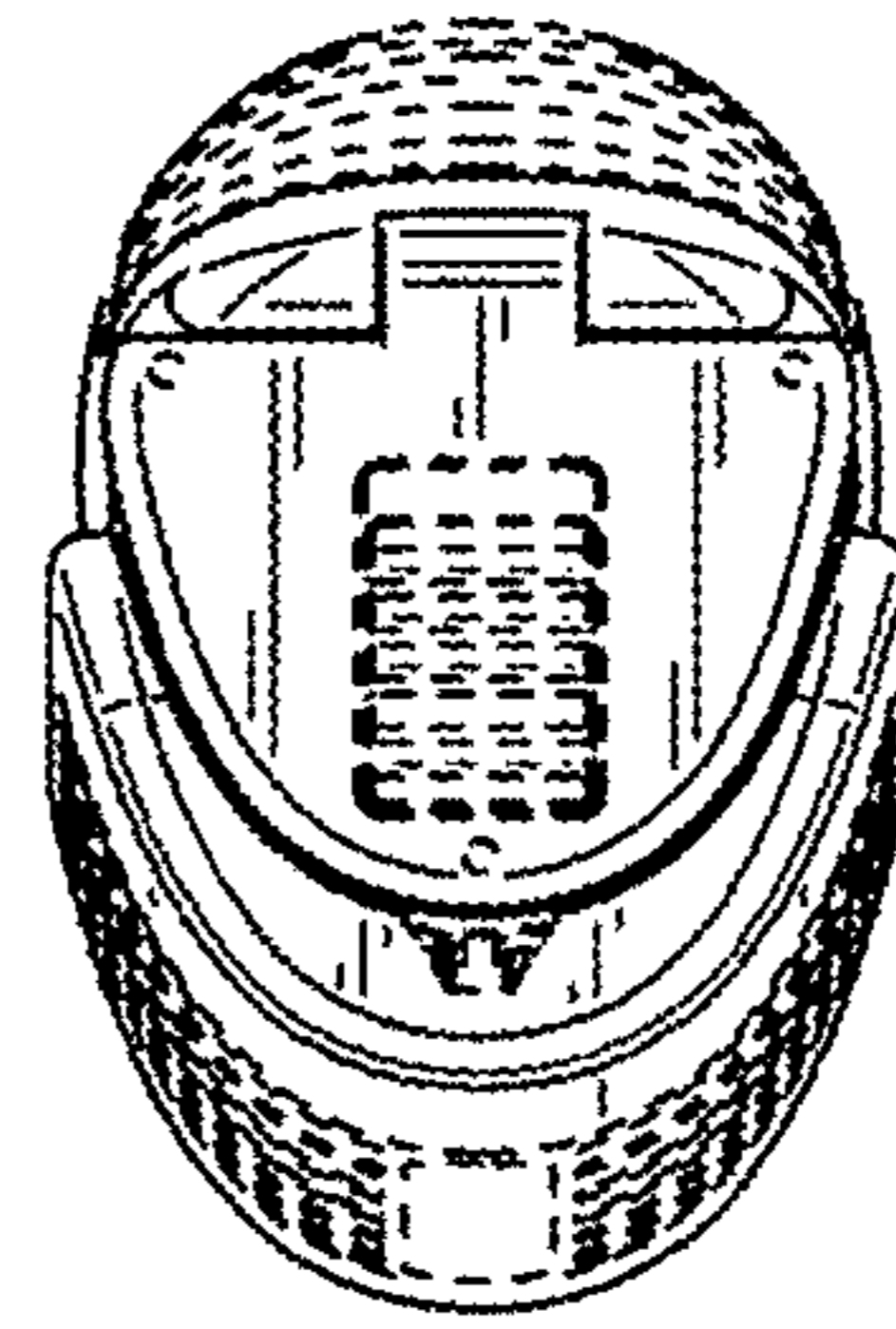


FIG. 5

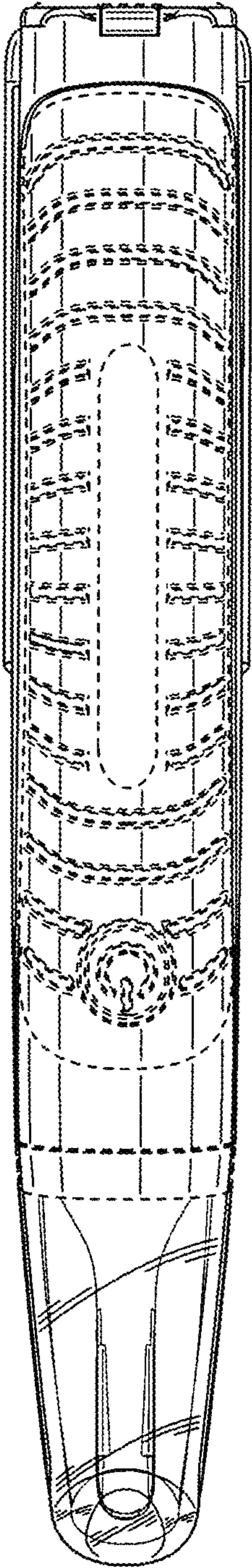


FIG. 6

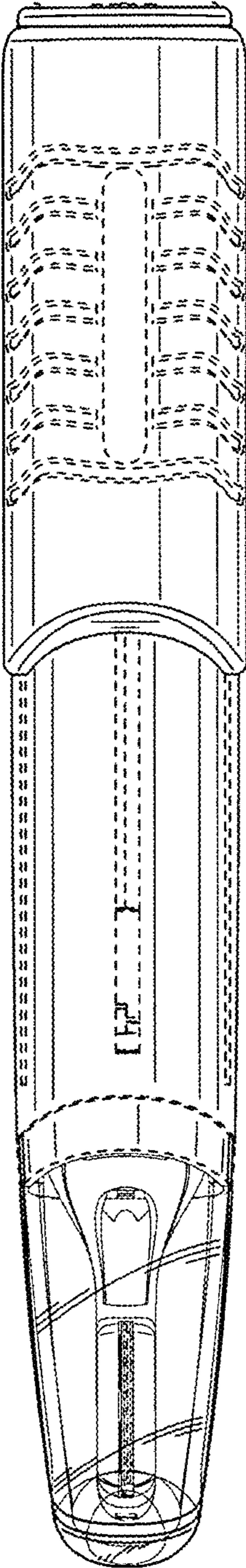


FIG. 7