



US00D745213S

(12) **United States Design Patent**
Alima

(10) **Patent No.:** **US D745,213 S**
(45) **Date of Patent:** **** Dec. 8, 2015**

(54) **COMBINED ELECTRIC LIGHTER AND VAPORIZER**

(71) Applicant: **Yariv Alima**, Plantation, FL (US)

(72) Inventor: **Yariv Alima**, Plantation, FL (US)

(**) Term: **14 Years**

(21) Appl. No.: **29/460,665**

(22) Filed: **Jul. 12, 2013**

(51) **LOC (10) Cl.** **27-02**

(52) **U.S. Cl.**
USPC **D27/163; D27/143**

(58) **Field of Classification Search**
USPC D27/101, 139, 141-143, 154, 158, 160,
D27/162, 163, 165, 167; D23/360;
D24/110, 113; D13/108; 131/178, 185,
131/270, 273, 329, 330; 219/474
CPC F23Q 2/32; F23Q 2/28; A24F 47/00;
A24F 47/002; A24F 47/004; A24F 47/008
See application file for complete search history.

(56) **References Cited**

U.S. PATENT DOCUMENTS

D368,552	S	*	4/1996	Adams	D27/194
D371,633	S	*	7/1996	Chenard	D27/163
5,934,289	A	*	8/1999	Watkins et al.	131/328
6,349,728	B1	*	2/2002	Pham	131/185
D458,409	S	*	6/2002	Najar et al.	D27/165
D526,739	S	*	8/2006	Reynolds	D27/147
D538,914	S	*	3/2007	Nelson	D23/366
D547,440	S	*	7/2007	Louet-Feisser	D24/110
D553,290	S	*	10/2007	Smith	D27/143
D577,150	S	*	9/2008	Bryman et al.	D27/163

D617,042	S	*	6/2010	Wong	D27/139
D649,708	S	*	11/2011	Oneil	D27/163
D665,626	S	*	8/2012	Luo	D7/416
D690,002	S	*	9/2013	Storey et al.	D24/110
D728,855	S	*	5/2015	Liu	D27/163
D730,571	S	*	5/2015	Chen	D27/101
2002/0005207	A1	*	1/2002	Wrenn et al.	131/194
2005/0045193	A1	*	3/2005	Yang	131/194
2008/0121244	A1	*	5/2008	Bryman et al.	131/328
2010/0313901	A1	*	12/2010	Fernando et al.	131/330
2014/0217085	A1	*	8/2014	Alima	219/474

* cited by examiner

Primary Examiner — Susan Bennett Hattan

Assistant Examiner — Janice Hallmark

(74) *Attorney, Agent, or Firm* — USA Patents.com; Divya Khular, Esq

(57) **CLAIM**

The ornamental design for a combined electric lighter and vaporizer, as shown and described.

DESCRIPTION

FIG. 1 is a perspective view of a combined electric lighter and vaporizer;

FIG. 2 is a front view thereof;

FIG. 3 is a rear view thereof;

FIG. 4 is a right view thereof;

FIG. 5 is a left view thereof;

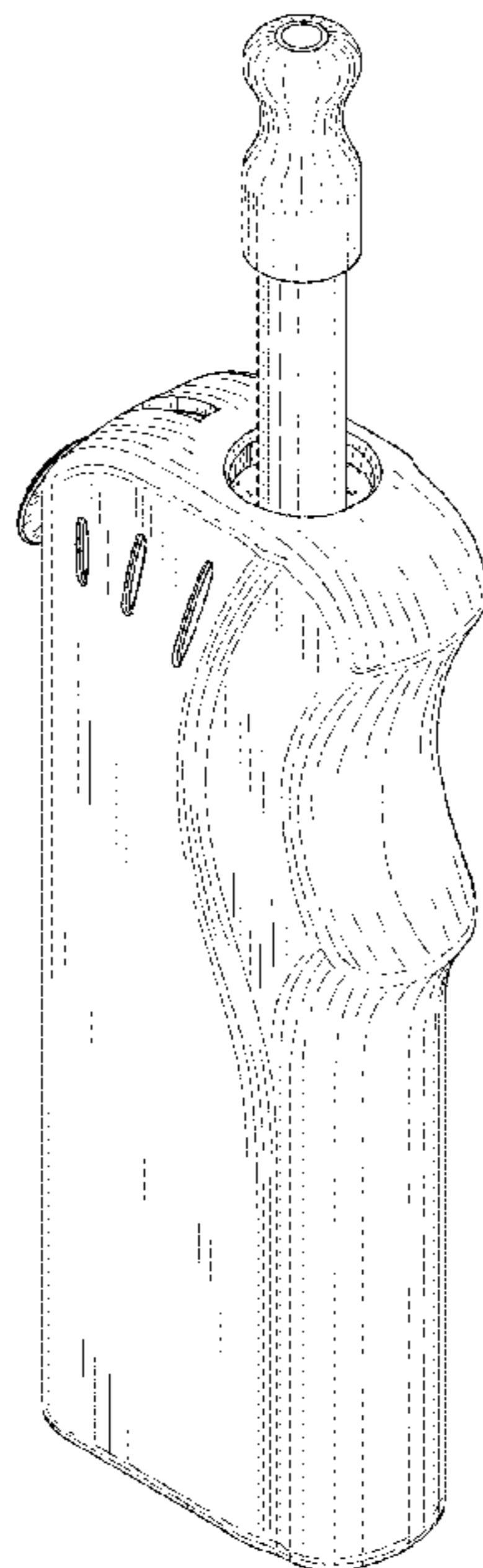
FIG. 6 is a top view thereof;

FIG. 7 is a bottom view thereof; and,

FIG. 8 is an exploded view thereof.

The broken lines in the drawings depict parts of the combined electric lighter and vaporizer that form no part of the claimed design.

1 Claim, 8 Drawing Sheets



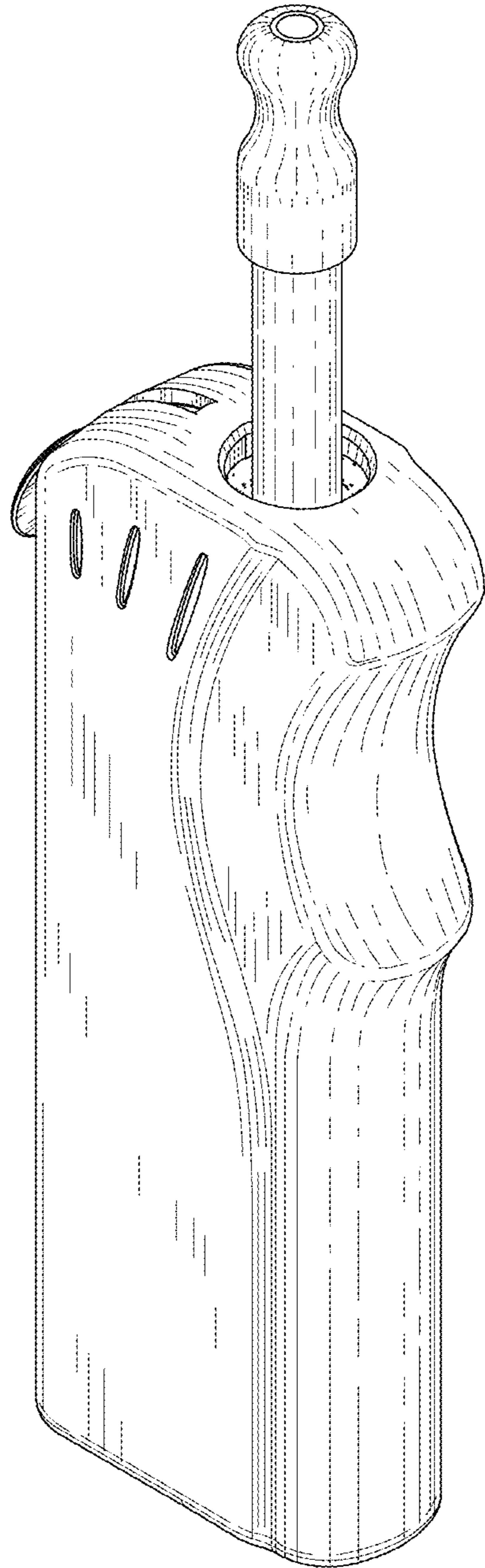


FIG. 1

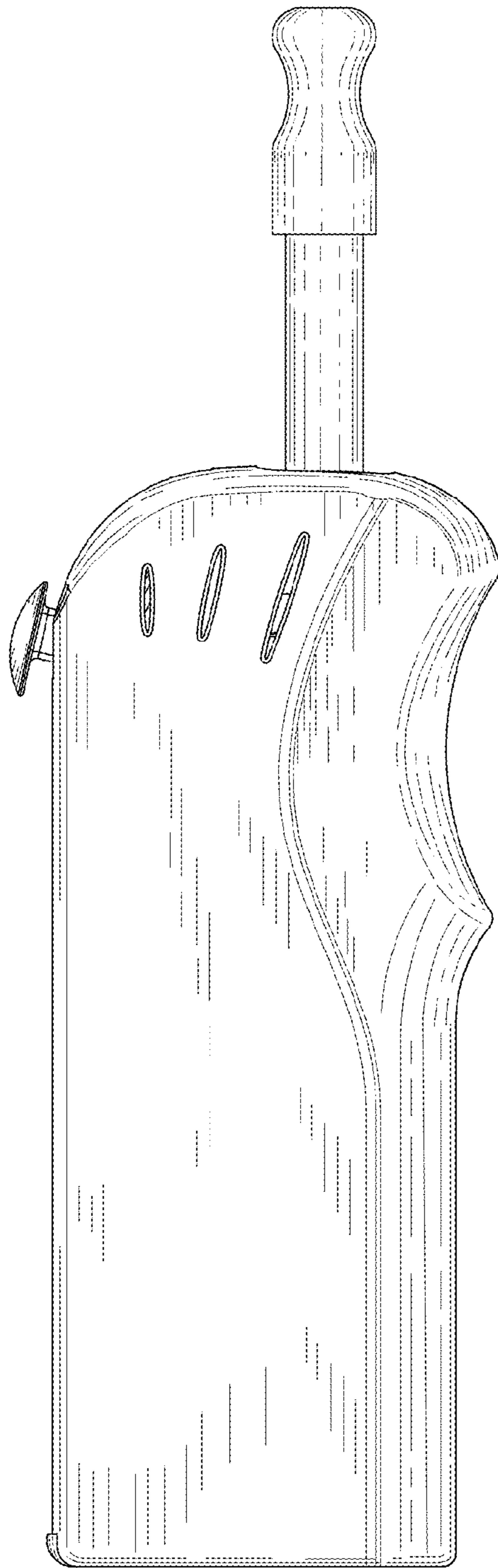


FIG. 2

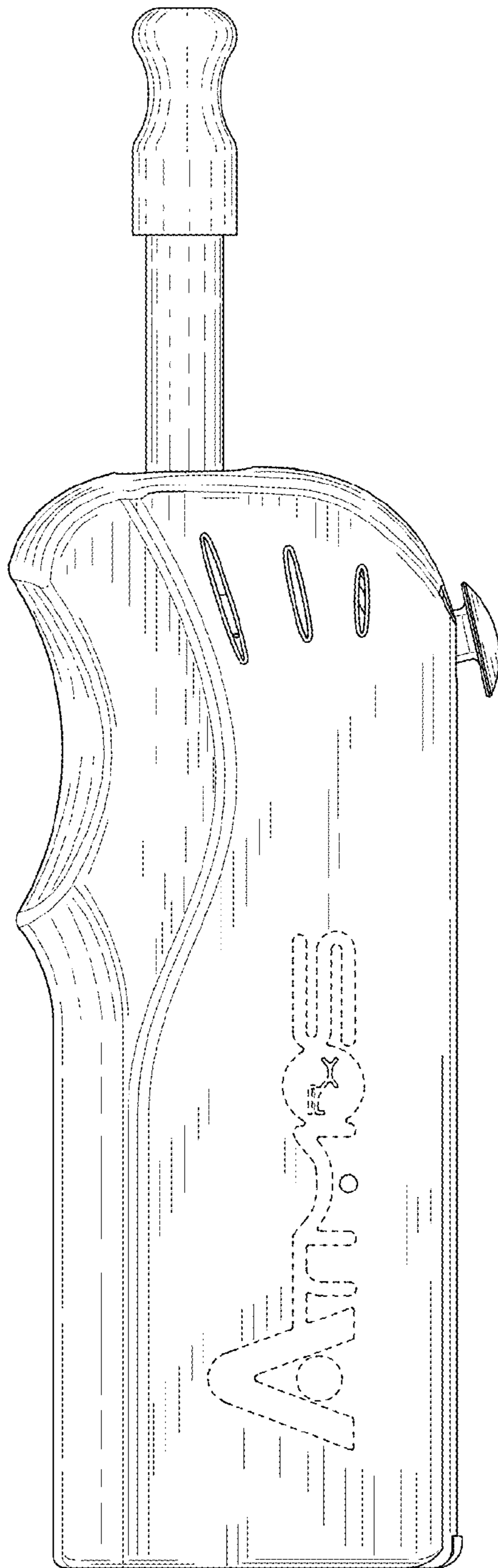


FIG. 3

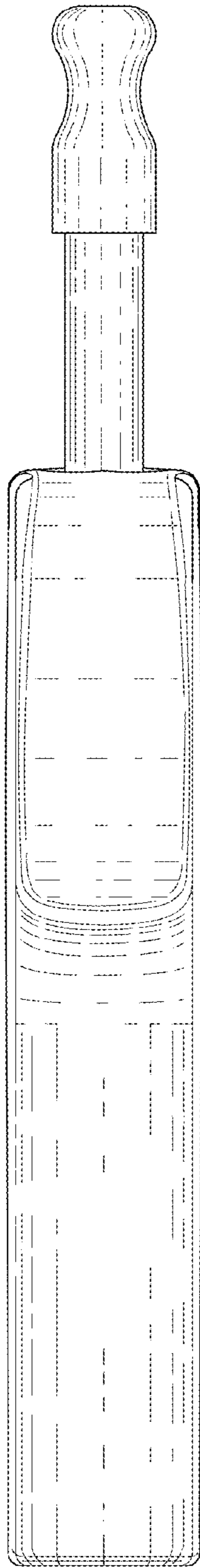


FIG. 4

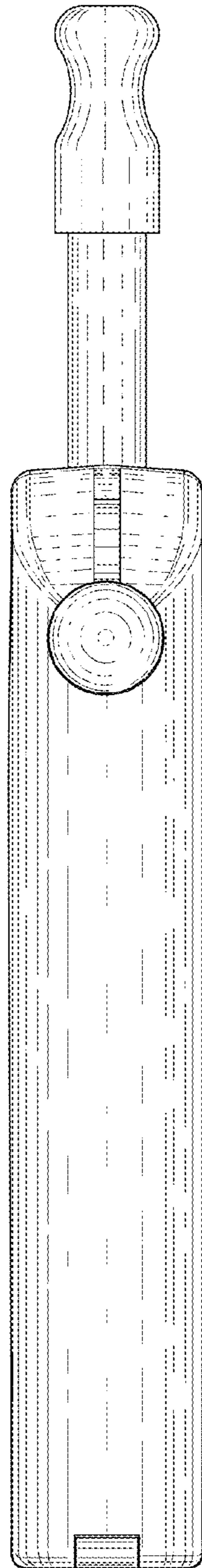


FIG. 5

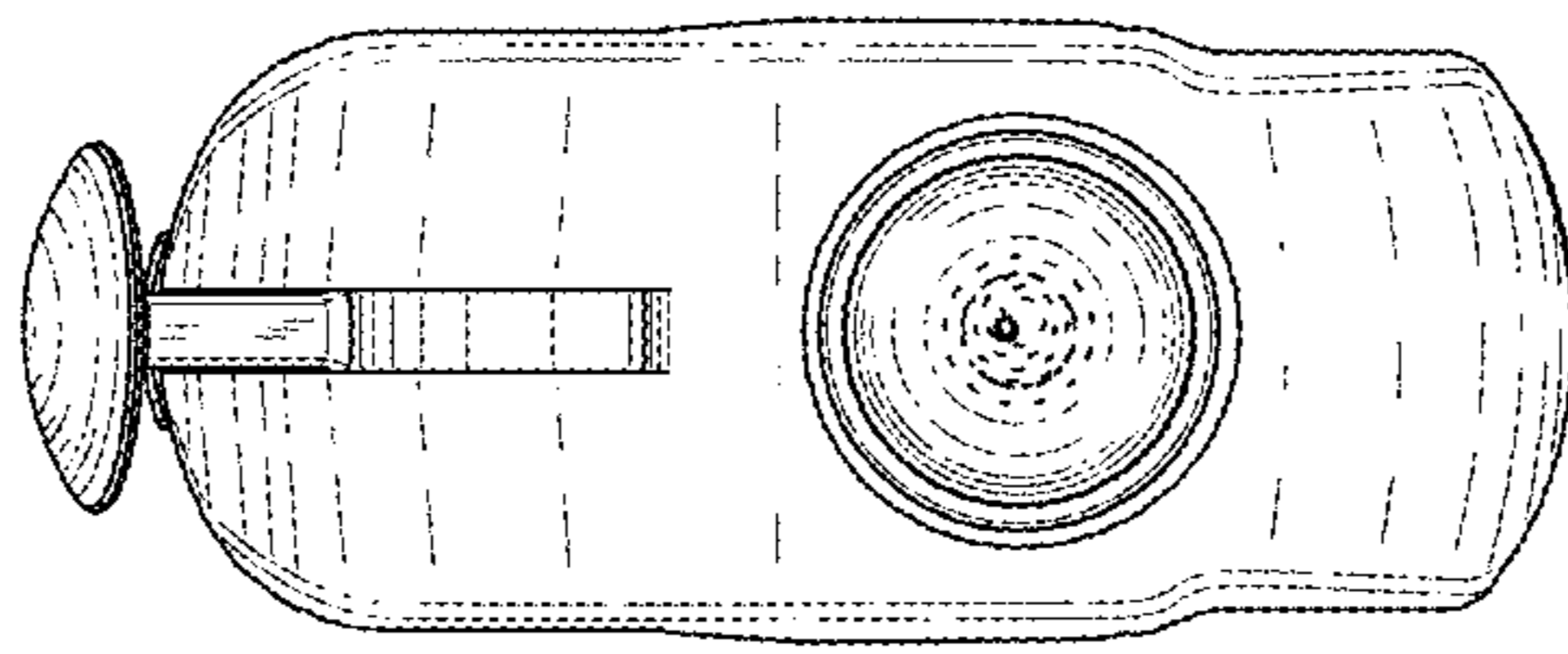


FIG. 6

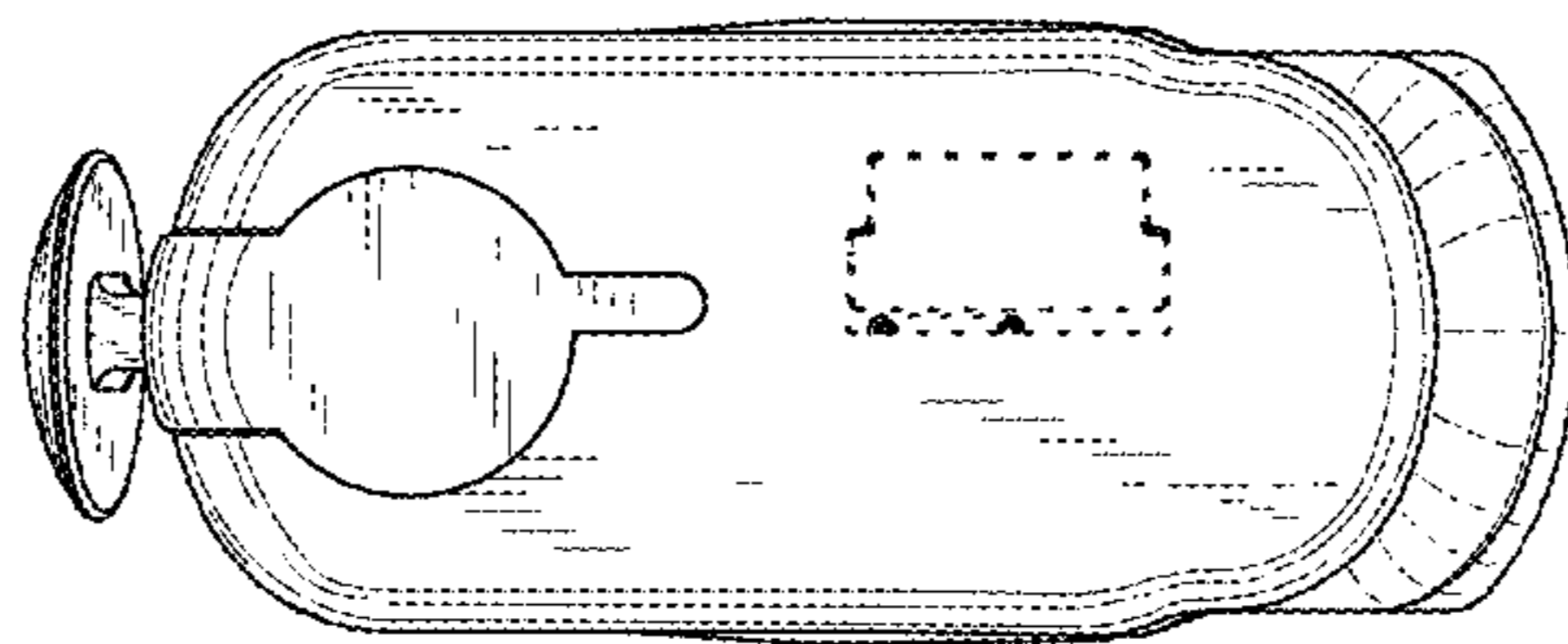


FIG. 7

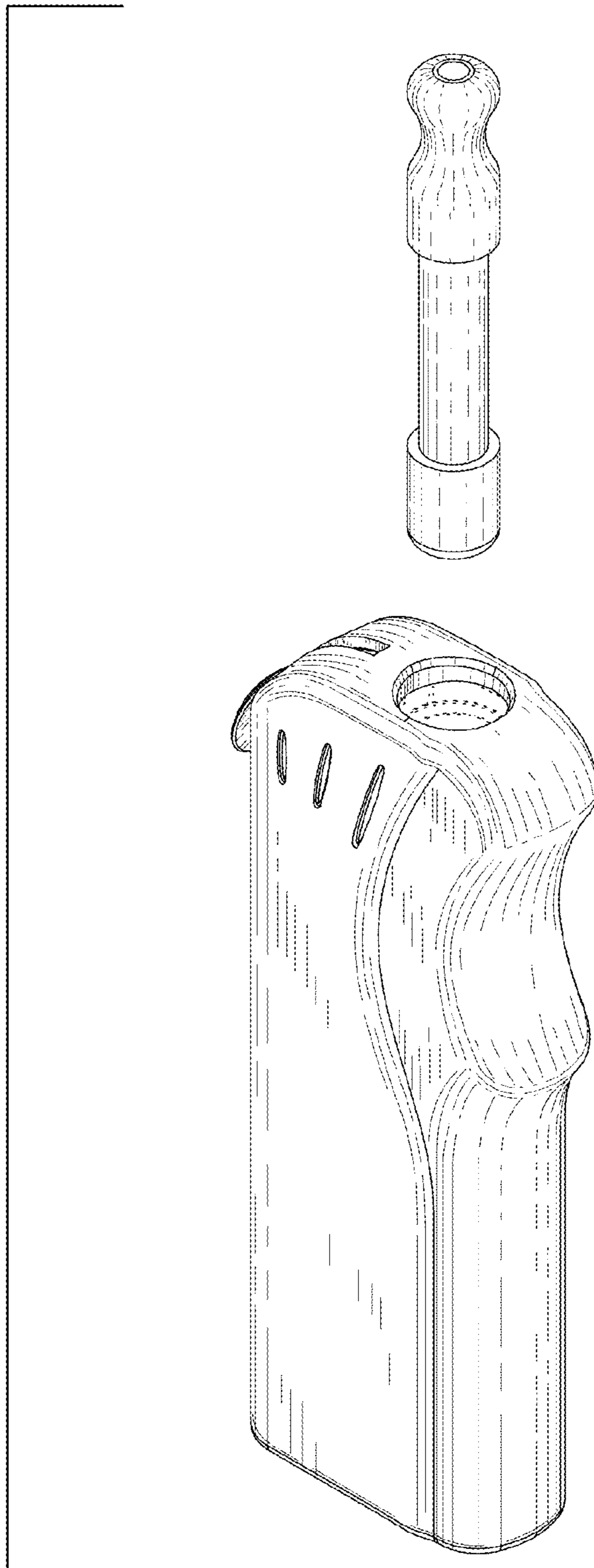


FIG. 8