



US00D745208S

(12) **United States Design Patent**  
**Liu et al.**

(10) **Patent No.:** **US D745,208 S**  
(45) **Date of Patent:** **\*\* Dec. 8, 2015**

(54) **SUPPORT FOR A BEAM SPLITTER**

(71) Applicant: **NeoPhotonics Corporation**, San Jose, CA (US)

(72) Inventors: **Boyang Liu**, Fremont, CA (US); **Yinan Wu**, Westborough, MA (US); **Shengbo Xu**, Newark, CA (US); **Andrew John Daiber**, Emerald Hills, CA (US)

(73) Assignee: **NeoPhotonics Corporation**, San Jose, CA (US)

(\*\*) Term: **14 Years**

(21) Appl. No.: **29/445,421**

(22) Filed: **Feb. 12, 2013**

(51) **LOC (10) Cl.** ..... **26-99**

(52) **U.S. Cl.**  
USPC ..... **D26/138**

(58) **Field of Classification Search**  
USPC ..... D26/118, 138; D16/130  
CPC ..... H01S 3/10; H01S 5/02248  
See application file for complete search history.

(56) **References Cited**

**U.S. PATENT DOCUMENTS**

D268,956 S	5/1983	DuFresne	
D405,570 S	2/1999	Broecking	
5,916,166 A	6/1999	Reiss et al.	
6,494,821 B1	12/2002	Patel et al.	
D520,106 S	5/2006	Jones et al.	
D558,672 S	1/2008	Easley	
7,505,504 B2	3/2009	Sakai et al.	
D603,431 S	11/2009	Masauji	
D621,864 S	8/2010	Daiber et al.	
D695,949 S *	12/2013	Gordin et al.	D26/118
8,923,348 B2 *	12/2014	Liu et al.	372/20
2002/0079299 A1	6/2002	Shikoda et al.	
2003/0173344 A1	9/2003	Hermann	

2004/0026388 A1	2/2004	Stauffer et al.	
2004/0078115 A1	4/2004	Vila Papell	
2005/0247681 A1	11/2005	Boillot et al.	
2007/0000883 A1	1/2007	Jung	
2007/0131348 A1	6/2007	Nakajima et al.	
2007/0137779 A1	6/2007	Mori et al.	
2007/0199929 A1	8/2007	Rippl et al.	
2007/0204473 A1	9/2007	Dillon	
2007/0248126 A1	10/2007	Liu et al.	
2009/0046967 A1	2/2009	Pope et al.	
2009/0095214 A1	4/2009	Whitfield	
2009/0212028 A1	8/2009	Watanabe et al.	
2010/0094265 A1	4/2010	Rastegar et al.	
2010/0163059 A1 *	7/2010	Tierney et al.	128/876
2011/0182305 A1 *	7/2011	Daiber et al.	372/20
2012/0024913 A1 *	2/2012	Suffa et al.	222/494
2013/0177034 A1 *	7/2013	Liu et al.	372/20
2014/0265261 A1 *	9/2014	Surdu et al.	280/728.2
2015/0162723 A1 *	6/2015	Daiber	372/20
2015/0162990 A1 *	6/2015	Daiber et al.	398/183

\* cited by examiner

*Primary Examiner* — Mitchell Siegel

(74) *Attorney, Agent, or Firm* — Mueting, Raasch & Gebhardt, P.A.

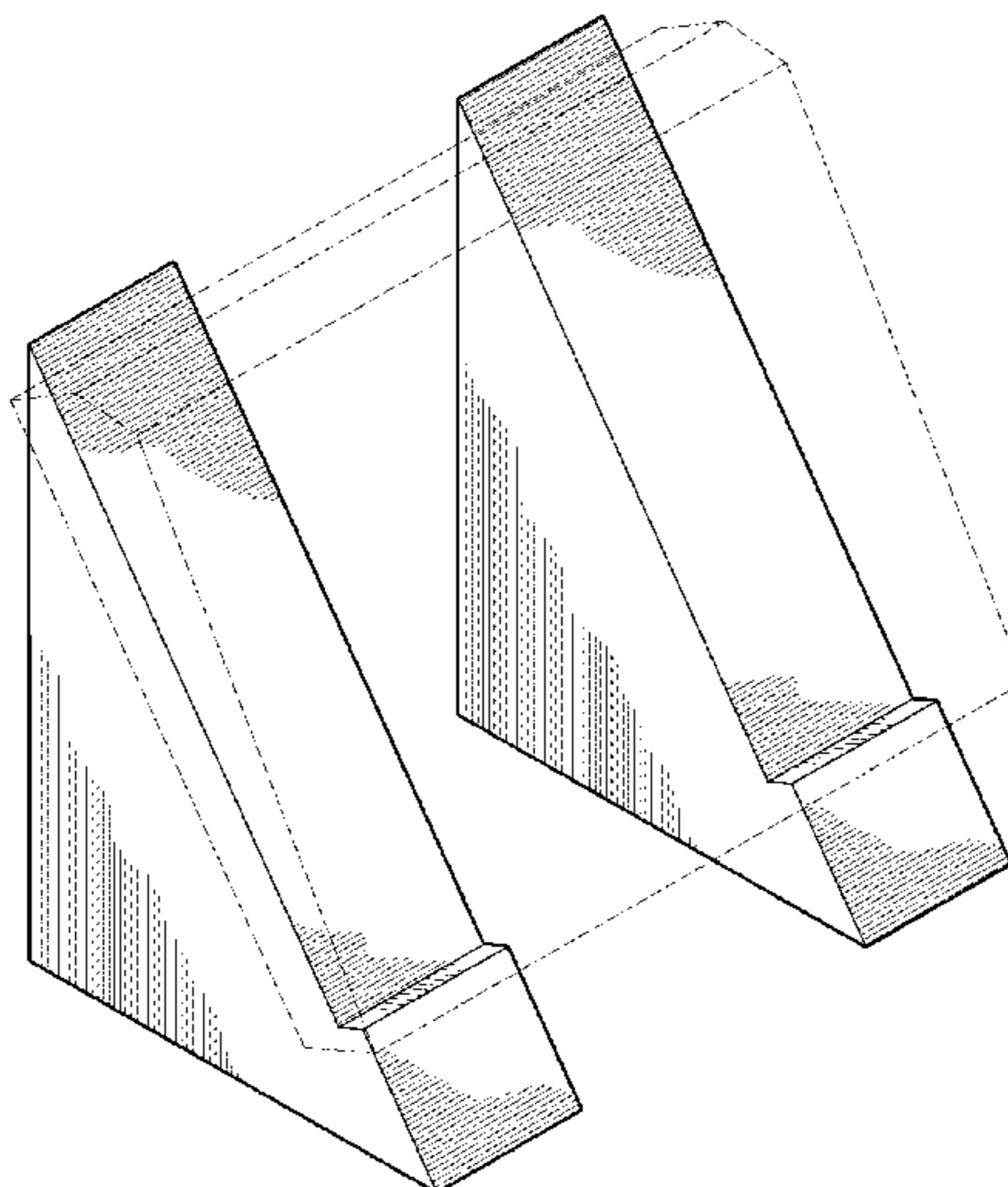
(57) **CLAIM**

The ornamental design for a support for a beam splitter, as show and described.

**DESCRIPTION**

FIG. 1 is a top perspective view that illustrates the support for a beam splitter that is used in connection with an optical communications system transmitter;  
FIG. 2 is a front side elevation view thereof;  
FIG. 3 is a rear side elevation view thereof;  
FIG. 4 is a top plan view thereof;  
FIG. 5 is a bottom plan view thereof;  
FIG. 6 is a left side elevation view thereof; and,  
FIG. 7 is a right side elevation view thereof.

**1 Claim, 7 Drawing Sheets**



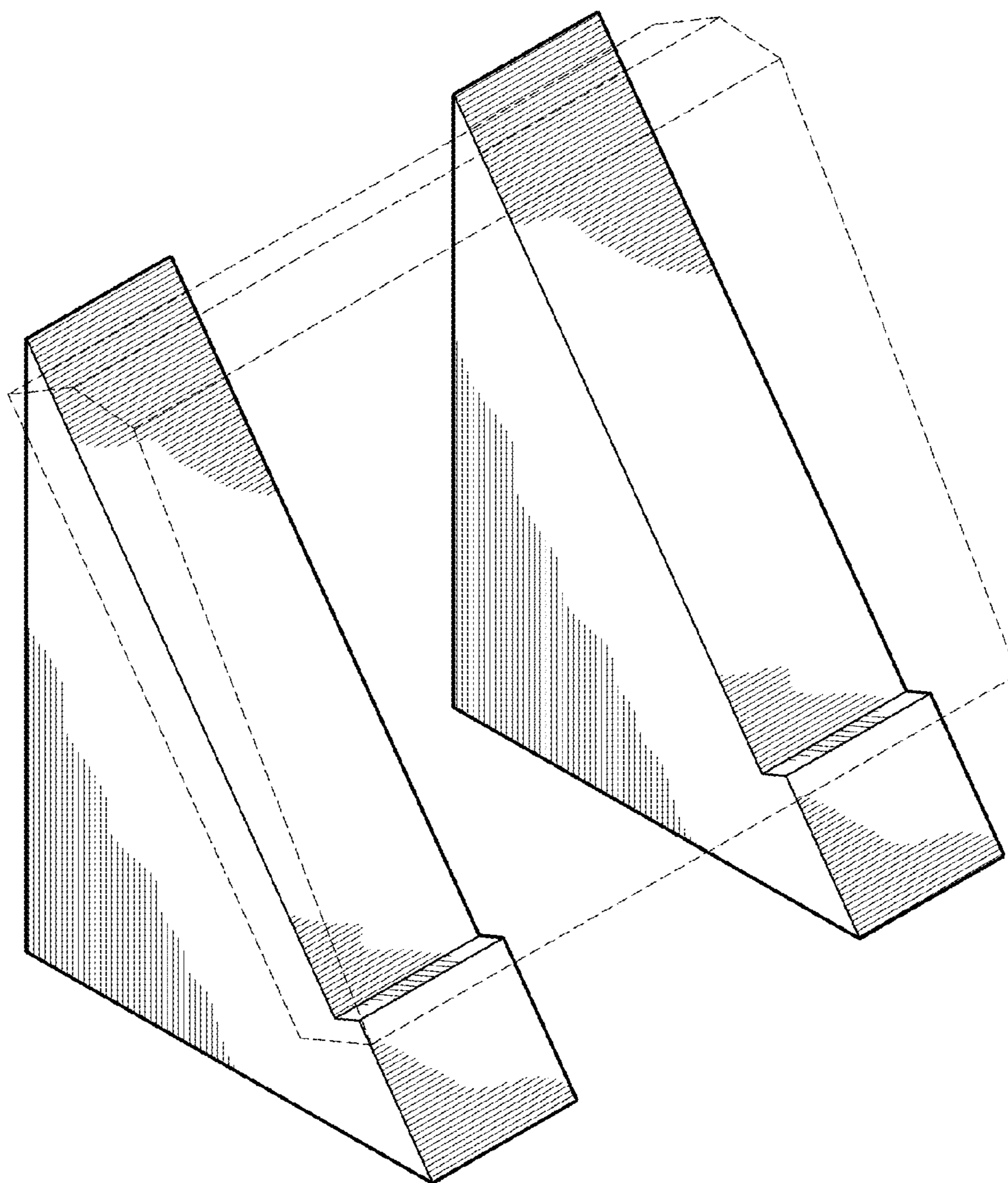


FIG. 1




FIG. 2

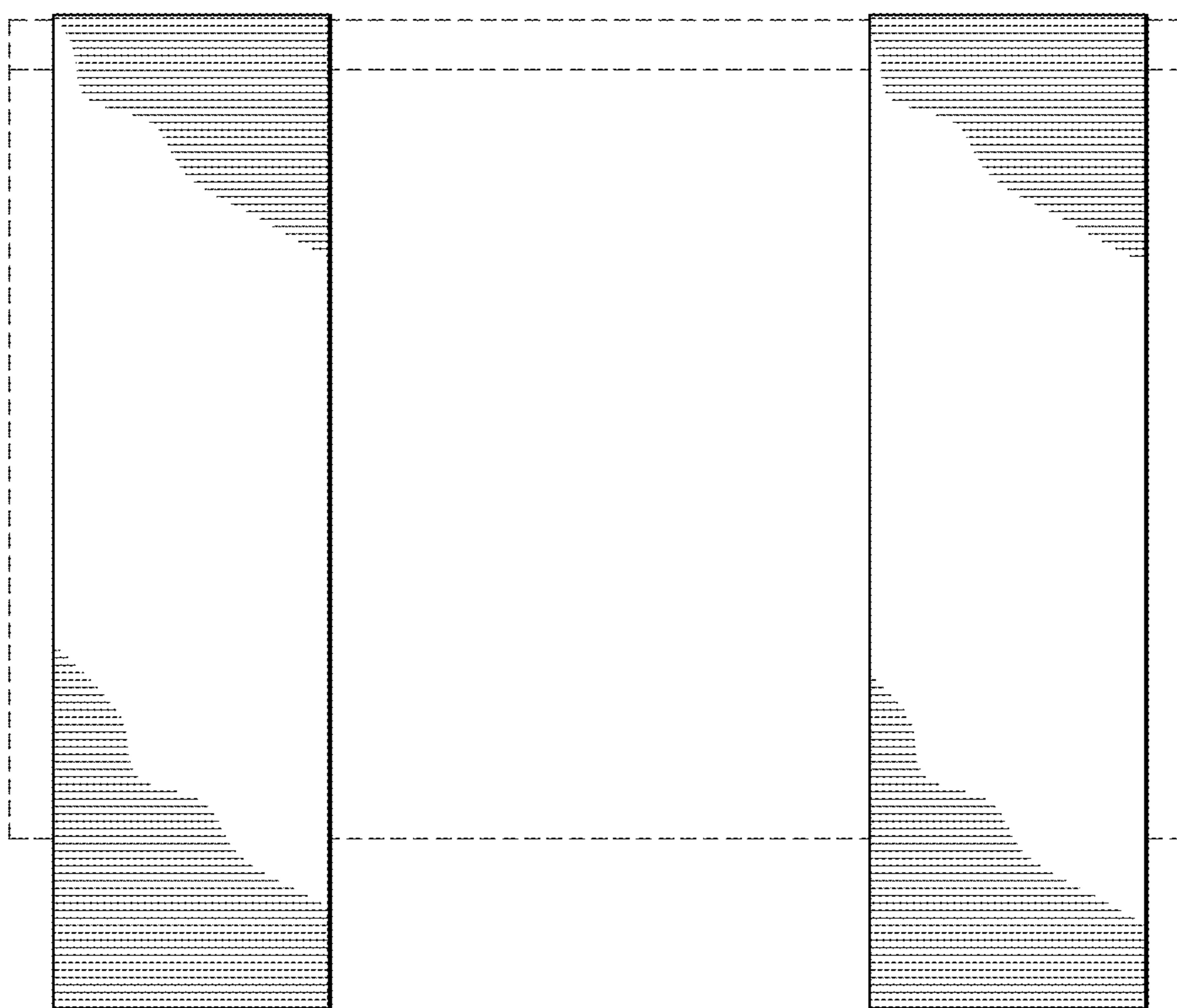


FIG. 3

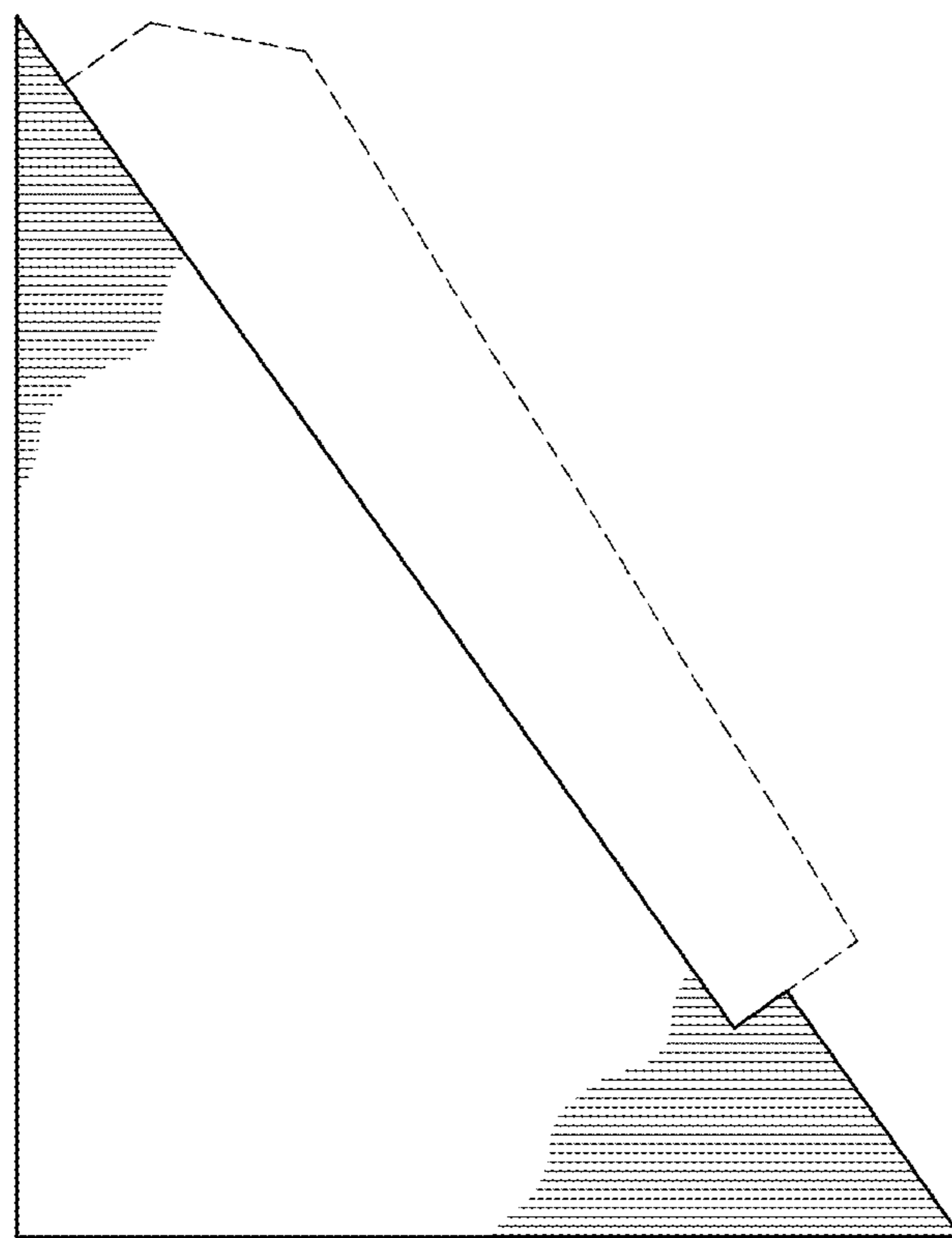


FIG. 4

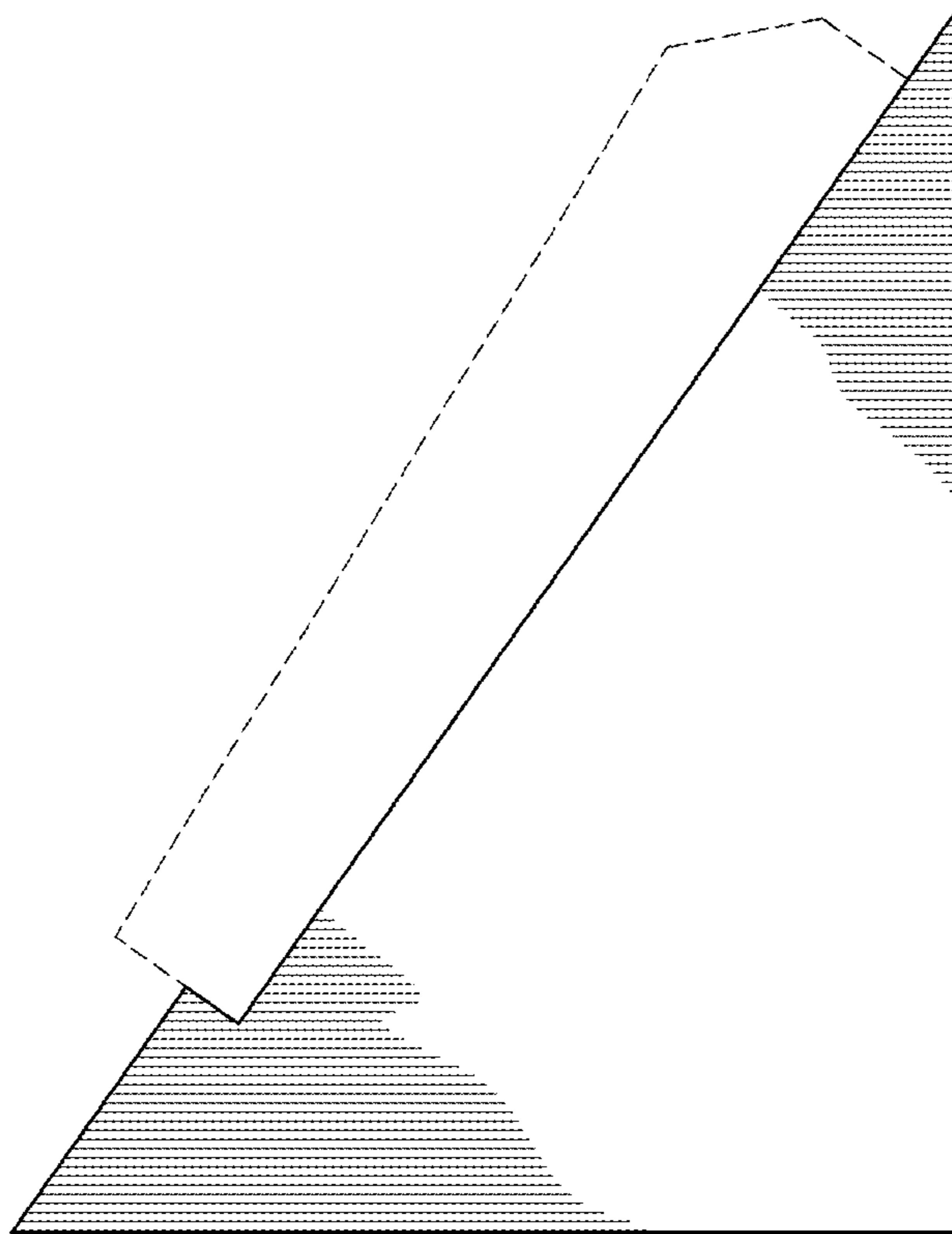


FIG. 5

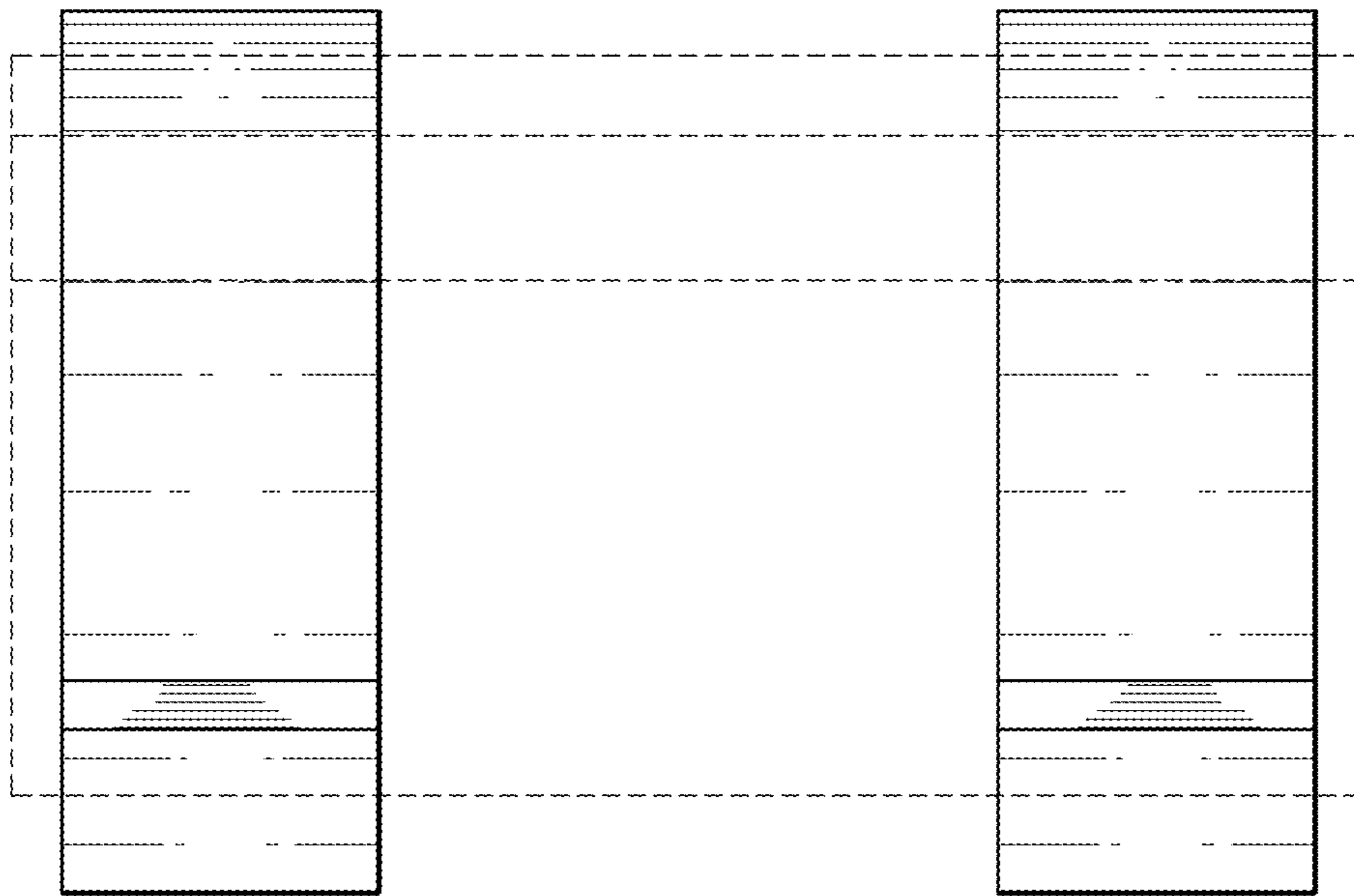


FIG. 6

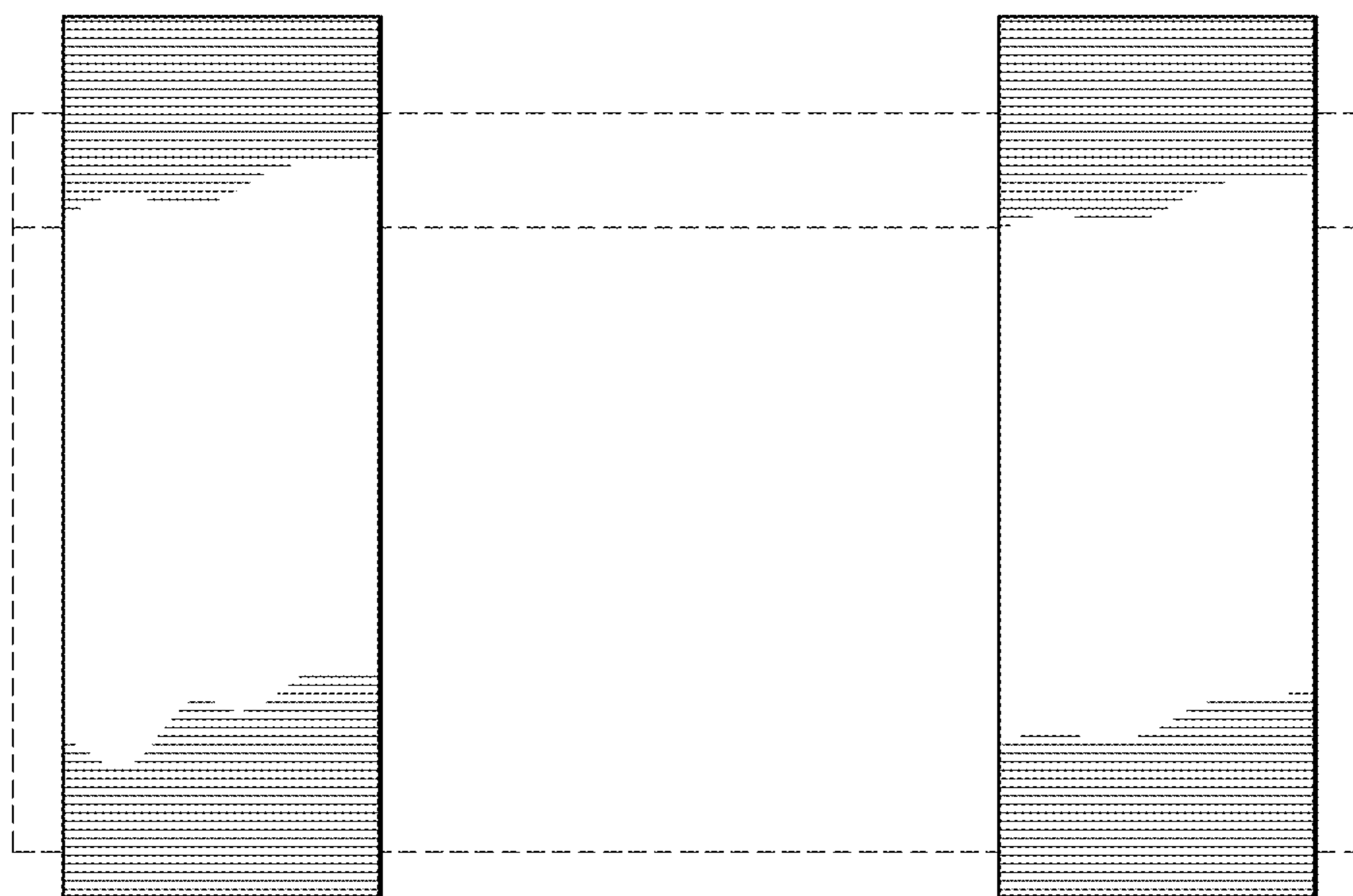


FIG. 7