



US00D745197S

(12) **United States Design Patent**
Lai

(10) **Patent No.:** **US D745,197 S**
(45) **Date of Patent:** **** Dec. 8, 2015**

(54) **EXTERIOR SURFACE CONFIGURATION OF
A VEHICLE TAILLIGHT**

(71) Applicant: **LITEK ENTERPRISE CO., LTD.,**
Tainan (TW)

(72) Inventor: **Ching-Tsung Lai,** Tainan (TW)

(73) Assignee: **LITEK ENTERPRISE CO., LTD.,**
Tainan (TW)

(**) Term: **14 Years**

(21) Appl. No.: **29/473,127**

(22) Filed: **Nov. 19, 2013**

(51) **LOC (10) Cl.** **26-06**

(52) **U.S. Cl.**
USPC **D26/28**

(58) **Field of Classification Search**

USPC D26/28-36; 362/459-468, 475-478,
362/485-487

CPC ... F21S 48/2212; F21S 48/20; F21S 48/2225;
F21S 48/23; F21S 48/24; B62J 6/04; B62J
6/001; B62J 2099/0033; B62J 7/04; B60Q
1/2607; B60Q 1/2661; B60Q 1/44; B60Q
1/30; B60Q 1/32; B60Q 1/0041; B60Q 1/26

See application file for complete search history.

(56) **References Cited**

U.S. PATENT DOCUMENTS

D637,320 S *	5/2011	Yang	D26/28
D676,165 S *	2/2013	Lai	D26/28
D691,303 S *	10/2013	Lai	D26/28
D694,442 S *	11/2013	Lai	D26/28
D703,351 S *	4/2014	Lai	D26/28
D708,770 S *	7/2014	Lai	D26/28
D714,477 S *	9/2014	Lai	D26/28
D714,478 S *	9/2014	Lai	D26/28
D714,982 S *	10/2014	Lai	D26/28
D717,980 S *	11/2014	Lai	D26/28
D724,243 S *	3/2015	Lai	D26/28

* cited by examiner

Primary Examiner — Wan Laymon

(74) *Attorney, Agent, or Firm* — Muncy, Geissler, Olds & Lowe, P.C.

(57) **CLAIM**

I claim, the ornamental design for an exterior surface configuration of a vehicle taillight, as shown and described.

DESCRIPTION

FIG. 1 is a perspective view of an exterior surface configuration of a vehicle taillight showing my present design;

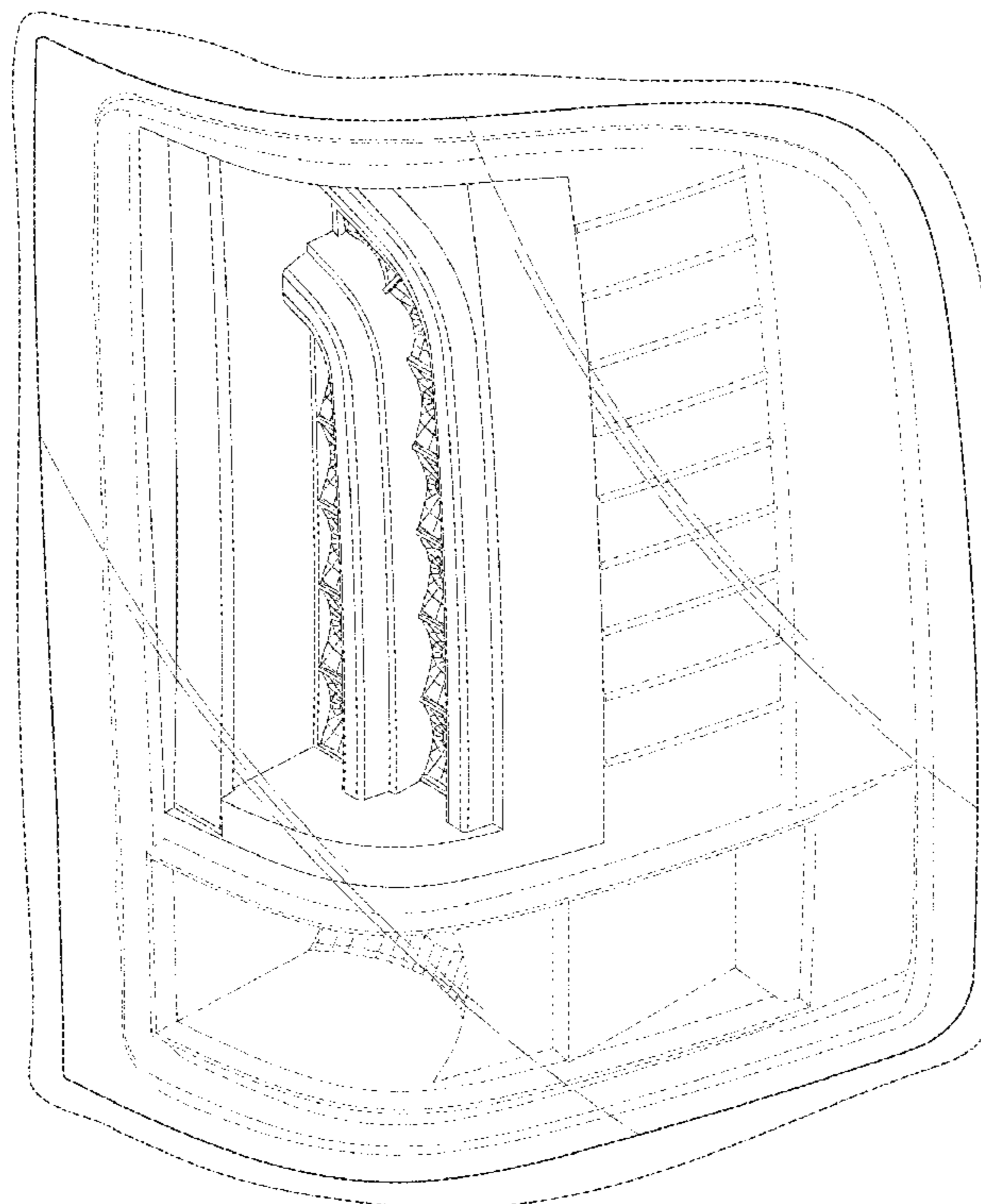
FIG. 2 is a front view thereof;

FIG. 3 is a right view thereof; and,

FIG. 4 is a top plan view thereof.

The broken lines shown in the figures represent portions of an exterior surface configuration of a vehicle taillight that form no part of the claimed design.

1 Claim, 4 Drawing Sheets



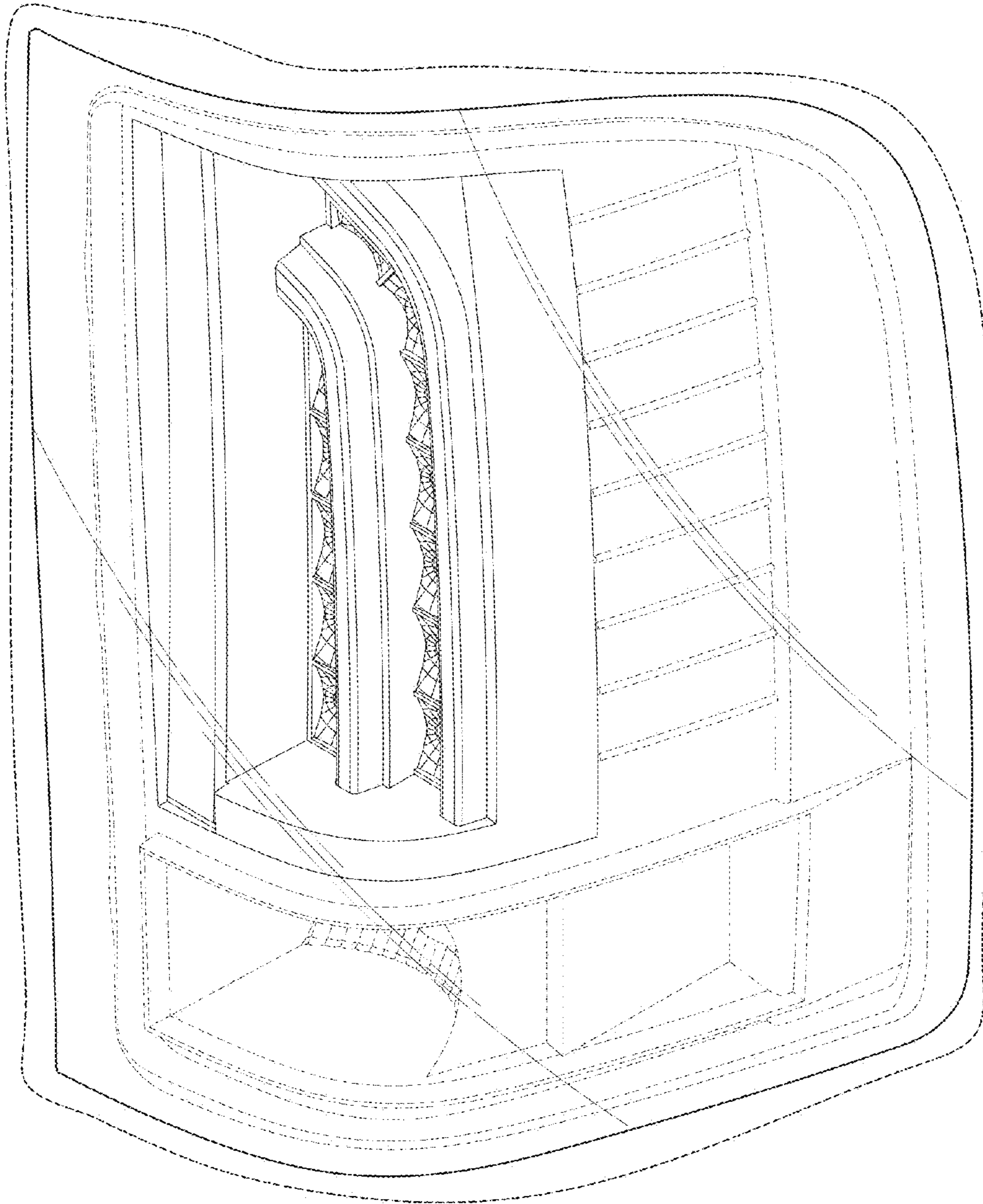


FIG. 1

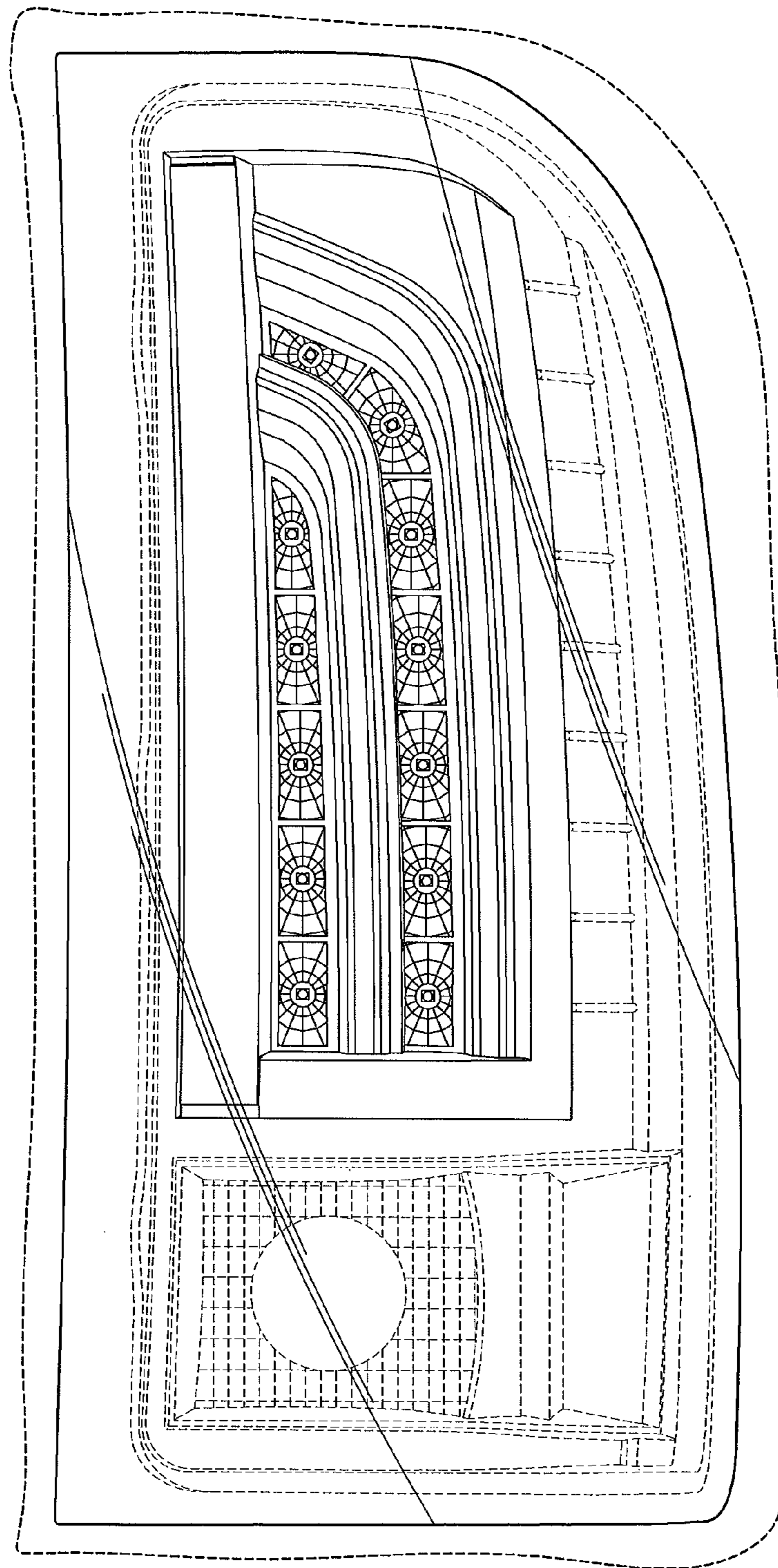


FIG. 2

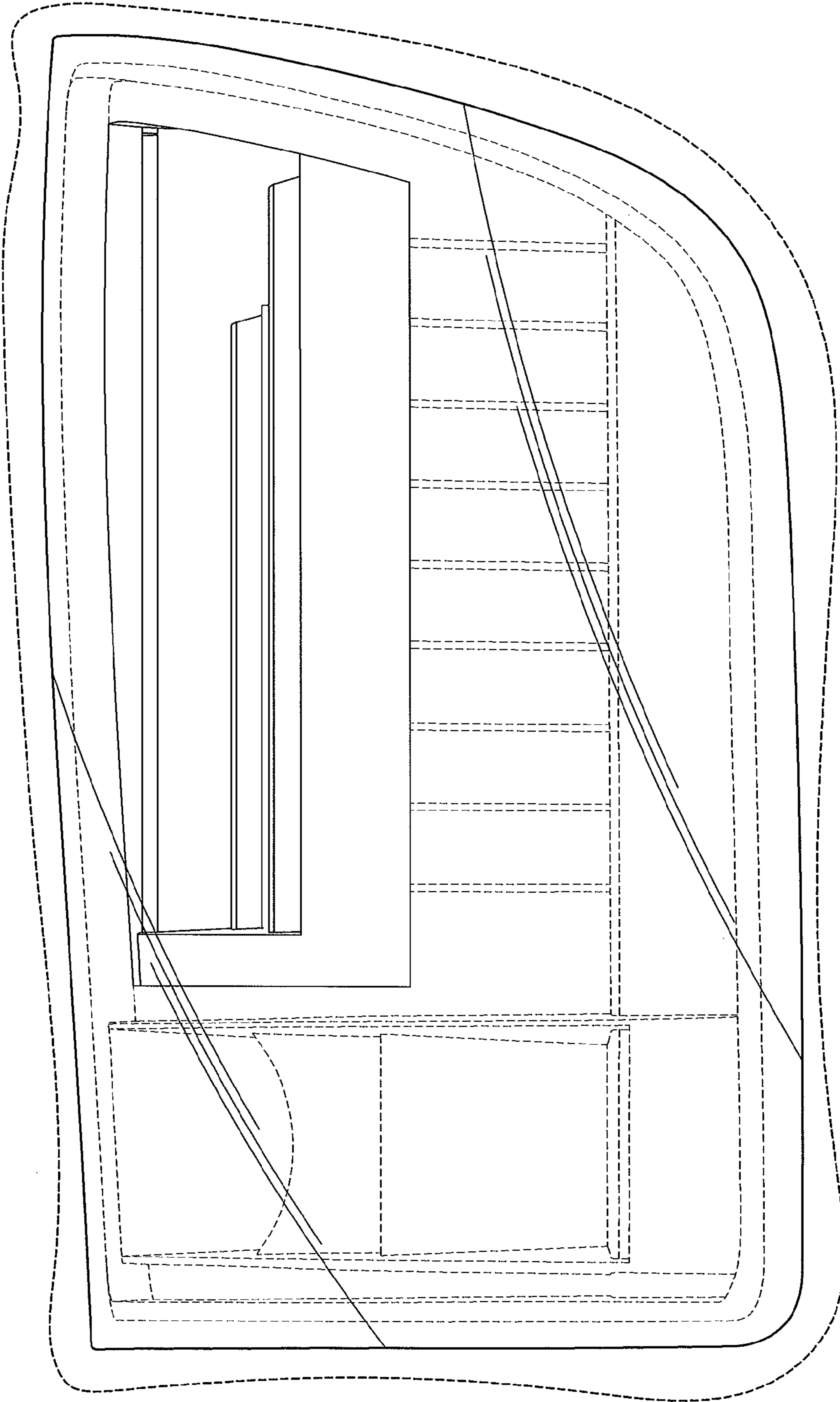


FIG. 3

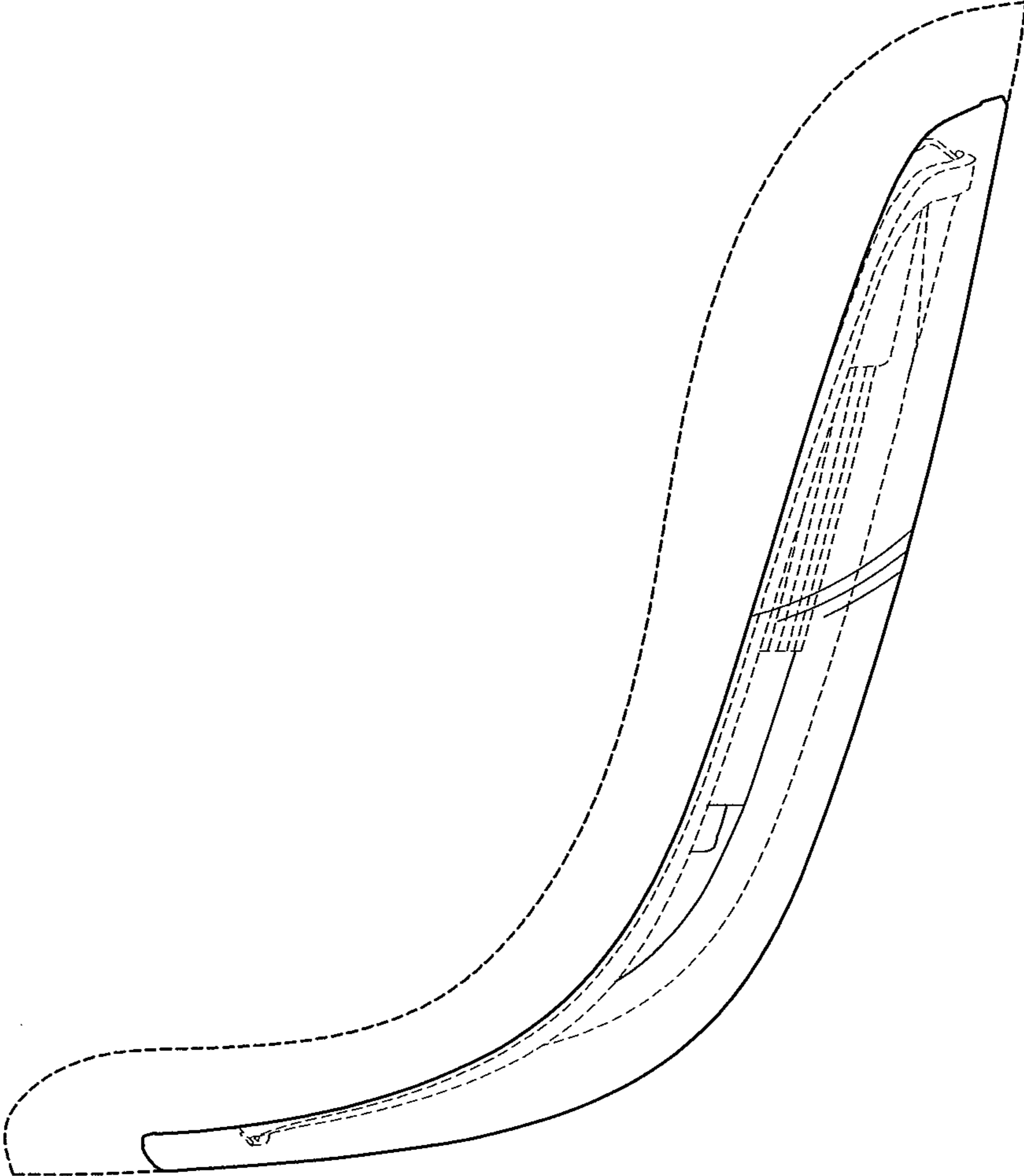


FIG. 4