



US00D745196S

(12) **United States Design Patent**  
**Walterscheid**

(10) **Patent No.:** **US D745,196 S**

(45) **Date of Patent:** **\*\* Dec. 8, 2015**

(54) **LIGHTING APPARATUS**

(71) Applicant: **Kelly Walterscheid**, Mesa, AZ (US)

(72) Inventor: **Kelly Walterscheid**, Mesa, AZ (US)

(\*\*) Term: **14 Years**

(21) Appl. No.: **29/452,240**

(22) Filed: **Apr. 14, 2013**

(51) **LOC (10) Cl.** ..... **26-03**

(52) **U.S. Cl.**  
USPC ..... **D26/24**

(58) **Field of Classification Search**  
USPC ..... D26/1, 24, 51, 72, 104, 80; 362/84,  
362/97.2, 157, 186, 257, 310, 362, 551,  
362/580, 184; D13/180  
CPC ..... F21L 4/00; F21L 7/00; F21L 15/16;  
F21S 8/09; F21V 7/09; F21V 21/30  
See application file for complete search history.

(56) **References Cited**

**U.S. PATENT DOCUMENTS**

D598,583 S \* 8/2009 Levine ..... D26/25  
D671,246 S \* 11/2012 Inoue ..... D26/24

D697,646 S \* 1/2014 He et al. .... D26/24

\* cited by examiner

*Primary Examiner* — Brian N Vinson

(74) *Attorney, Agent, or Firm* — Greg L. Martinez

(57) **CLAIM**

The ornamental design for a lighting apparatus, as shown and described.

**DESCRIPTION**

FIG. 1 is a bottom plan view of a lighting apparatus showing my new design;

FIG. 2 is a top view of the lighting apparatus of FIG. 1.

FIG. 3 is a side view of the lighting apparatus of FIG. 1, wherein the opposed side view is the same.

FIG. 4 is an end view of the first light emitter of the lighting apparatus of FIG. 1.

FIG. 5 is an opposed end view of the first light emitter of the lighting apparatus of FIG. 1.

FIG. 6 is an end view of a second light emitter of the lighting apparatus of FIG. 1.

FIG. 7 is an opposed end view of the second light emitter of the lighting apparatus of FIG. 1.

FIG. 8 is an end view of the first light emitter of the lighting apparatus of FIG. 2; and,

FIG. 9 is an opposed end view of the second light emitter of the lighting apparatus of FIG. 2.

**1 Claim, 1 Drawing Sheet**

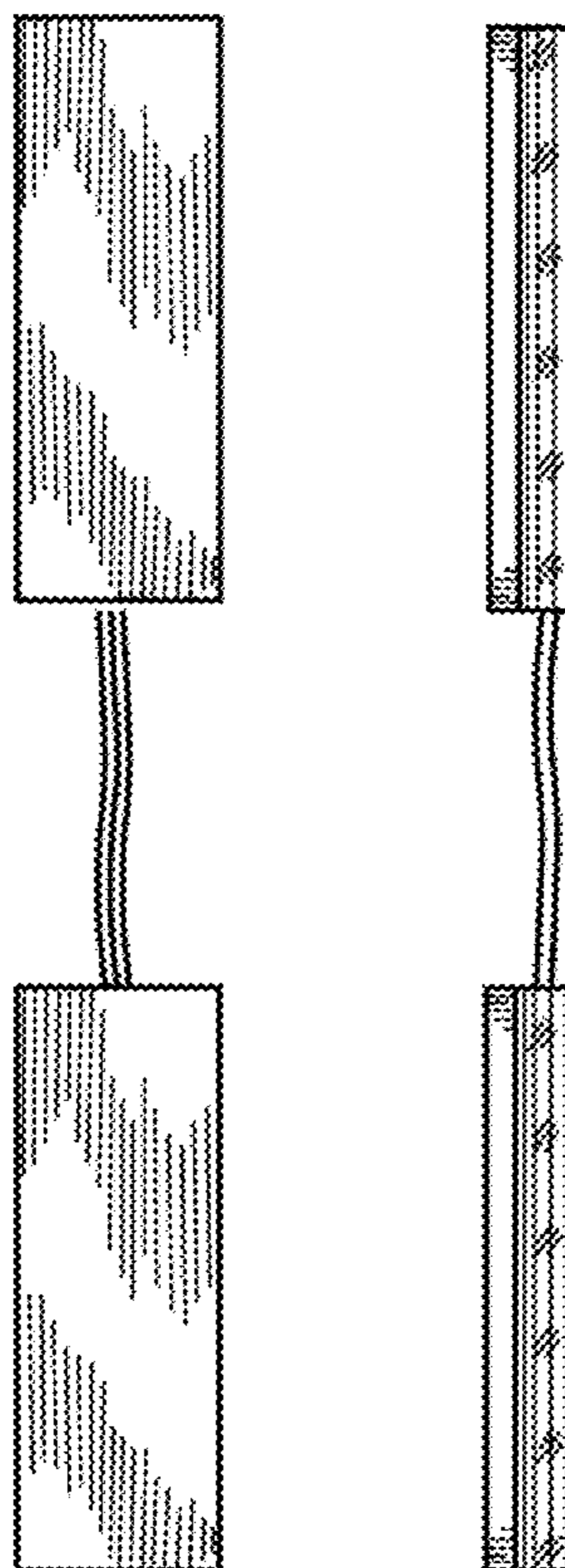


FIG. 4




FIG. 8





FIG. 5

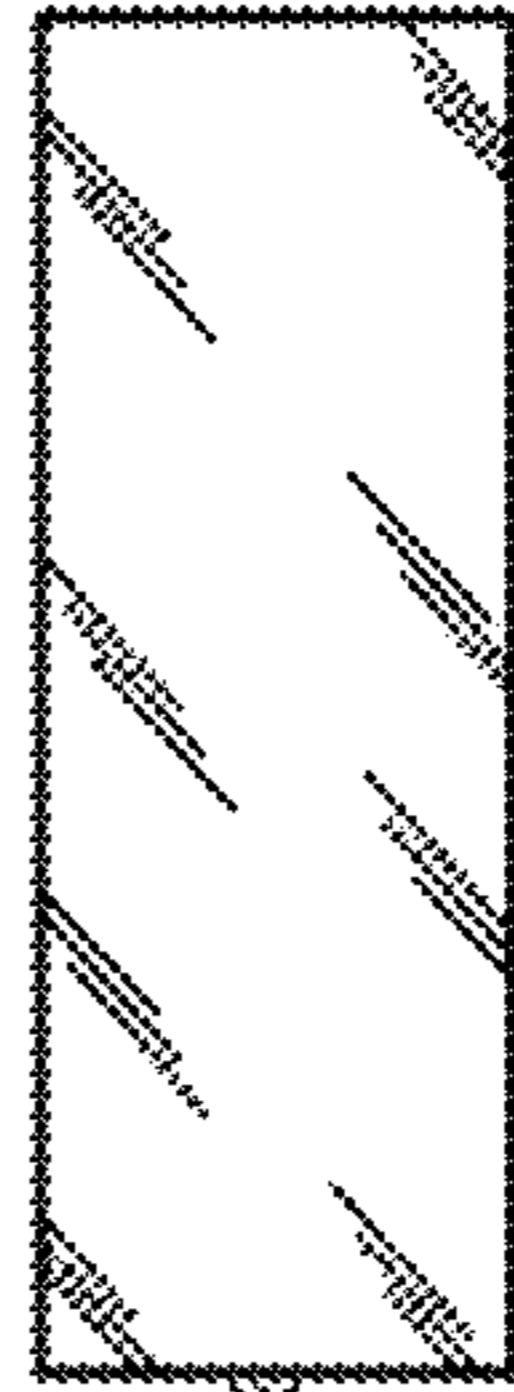


FIG. 6




FIG. 1

FIG. 2

FIG. 3




FIG. 7



FIG. 9