



US00D745190S

(12) **United States Design Patent**  
**Thomas et al.**

(10) **Patent No.:** **US D745,190 S**  
(45) **Date of Patent:** **\*\* Dec. 8, 2015**

(54) **SECURITY DOOR GRILL**

(71) Applicant: **Larson Manufacturing Company of South Dakota, Inc.**, Brookings, SD (US)  
(72) Inventors: **Bruce Thomas**, Brookings, SD (US);  
**Alan Dixon**, Brookings, SD (US)  
(73) Assignee: **Larson Manufacturing Company of South Dakota, Inc.**, Brookings, SD (US)

(\*\*) Term: **14 Years**

(21) Appl. No.: **29/486,136**

(22) Filed: **Mar. 26, 2014**

(51) **LOC (10) Cl.** ..... **25-02**

(52) **U.S. Cl.**  
USPC ..... **D25/48.8**

(58) **Field of Classification Search**  
USPC ..... D25/48.8, 48.3  
CPC ..... E06B 5/11; E06B 5/116; E06B 7/08;  
E06B 7/088; E06B 7/09

See application file for complete search history.

(56) **References Cited**

U.S. PATENT DOCUMENTS

2,070,219 A *	2/1937	Tracy	.....	E06B 5/11 52/664
4,912,877 A *	4/1990	Strydom	.....	E06B 9/04 49/171
D341,430 S *	11/1993	Cardona	.....	D25/48.8
D439,988 S *	4/2001	Ben-Ezra	.....	D25/48.3

\* cited by examiner

*Primary Examiner* — Doris Clark

(74) *Attorney, Agent, or Firm* — Kagan Binder, PLLC

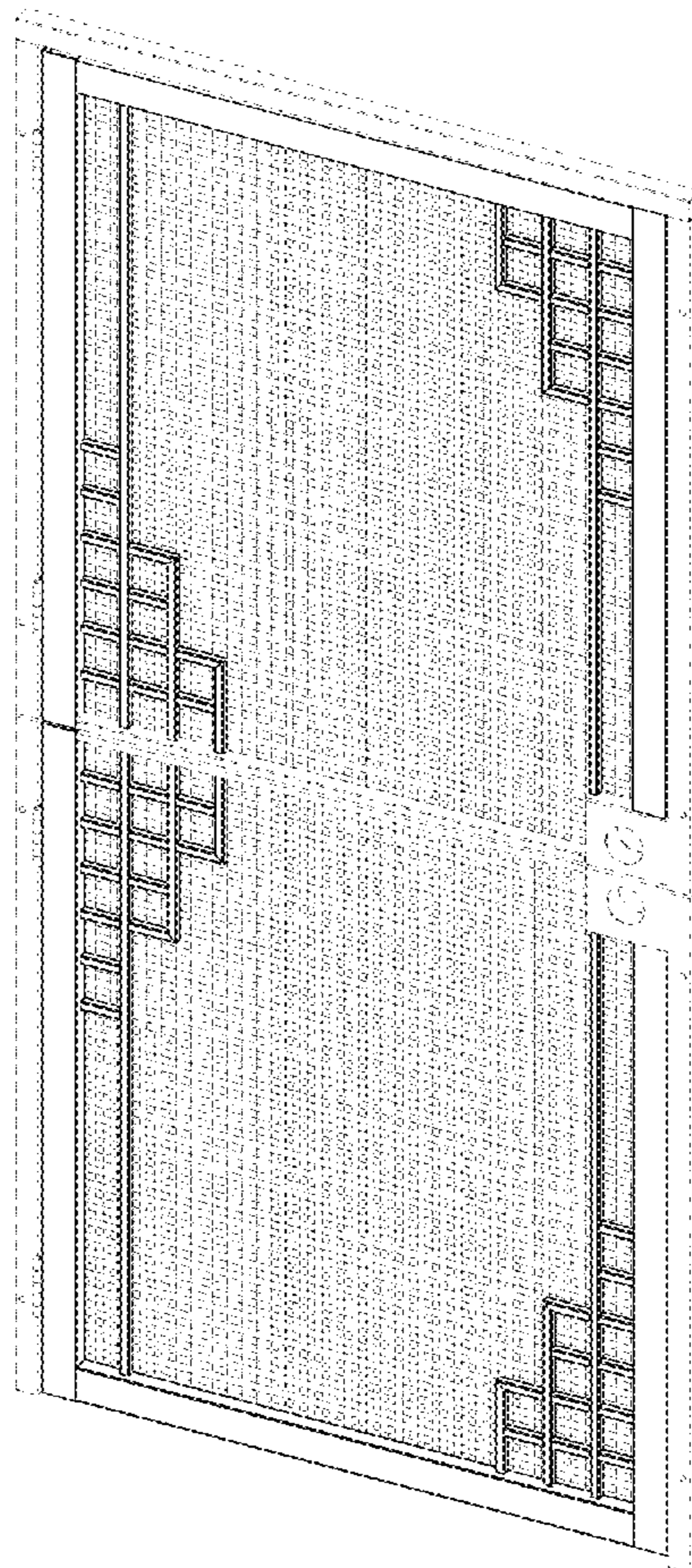
(57) **CLAIM**

The ornamental design for security door grill, as shown and described.

**DESCRIPTION**

FIG. 1 is a perspective view of a security door grill of our new design, with portions of the door structure and screen illustrated in broken lines to provide environmental structure; FIG. 2 is a front elevation view of our new design; FIG. 3 is a rear elevation view of our new design; and, FIG. 4 is a bottom view of our new design.

**1 Claim, 4 Drawing Sheets**



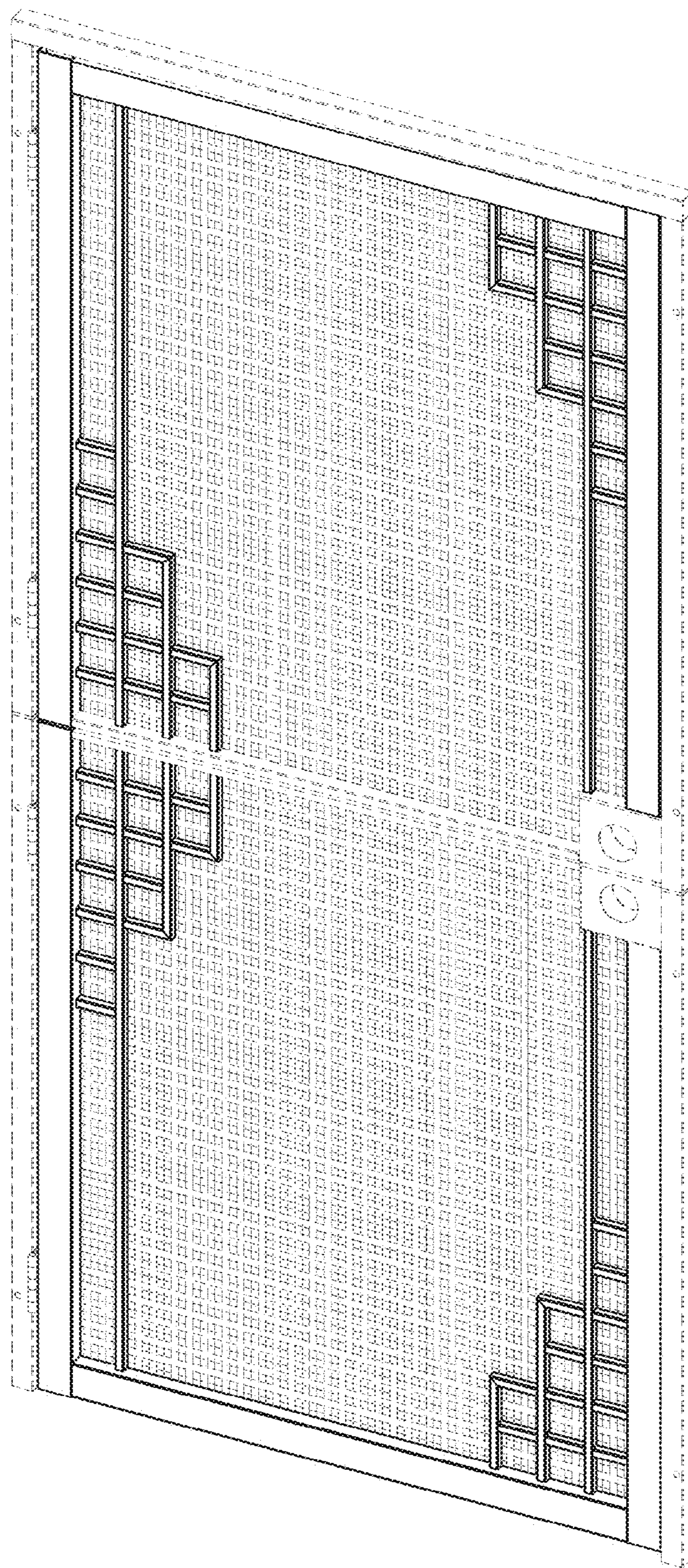


FIG. 1

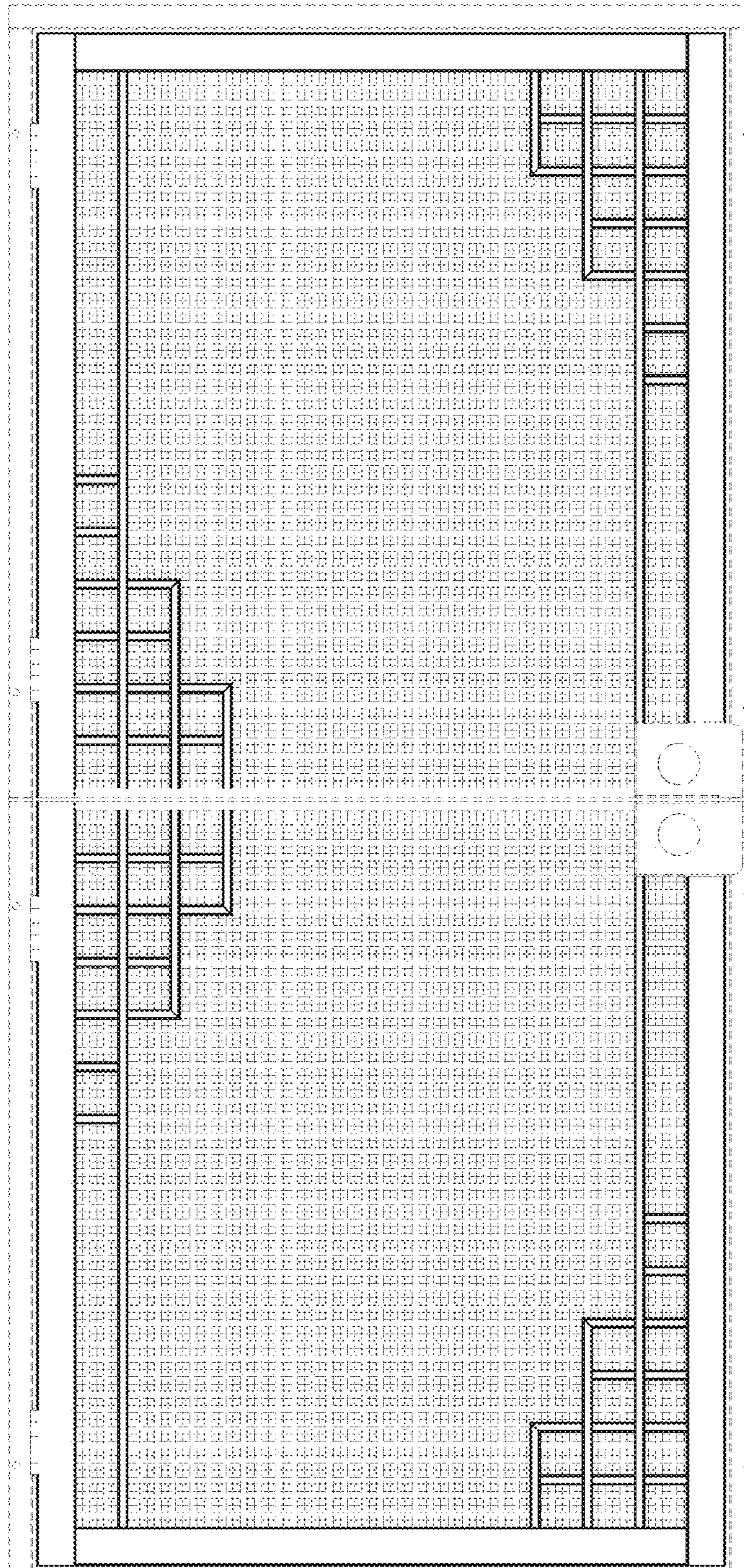


FIG. 2

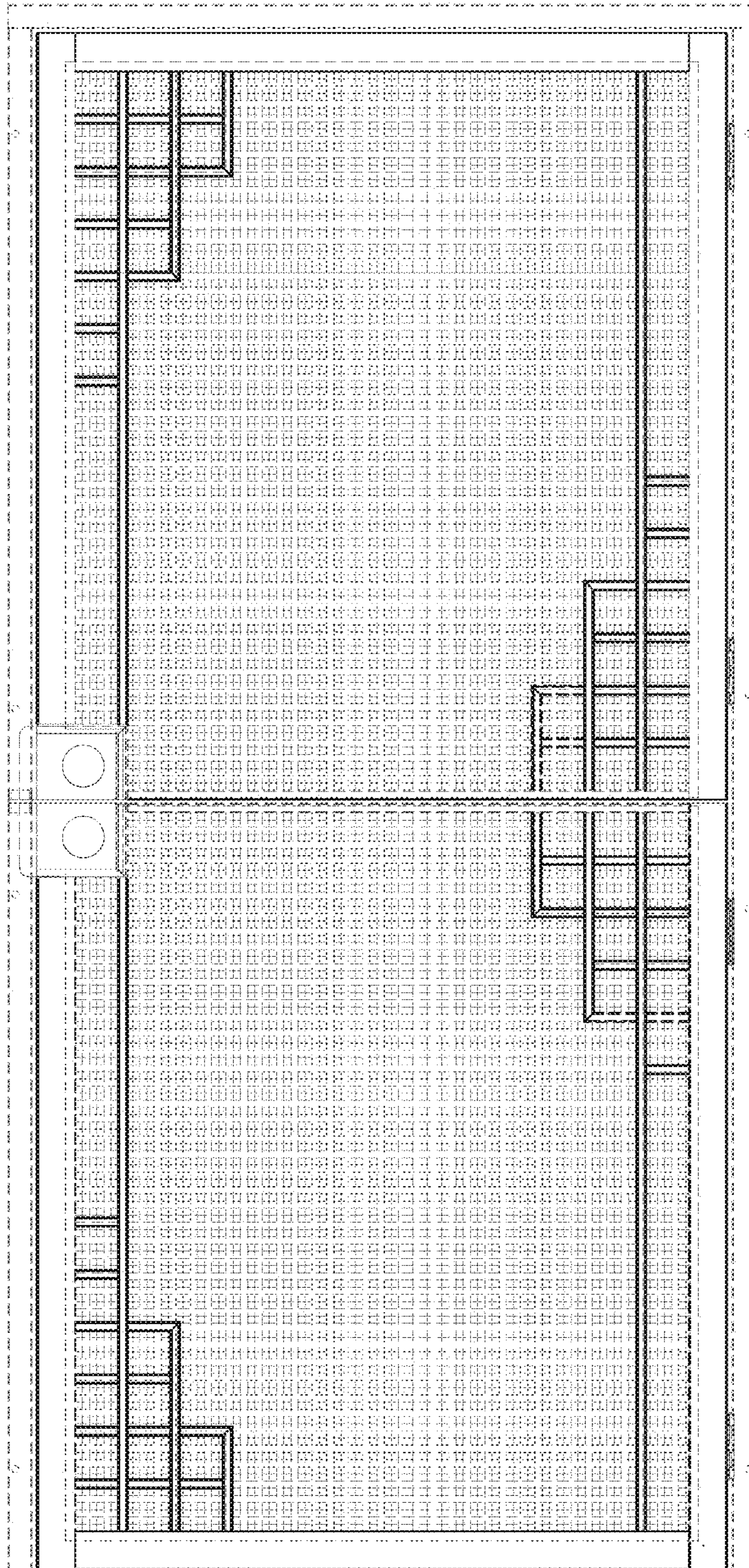


FIG. 3



Fig. 4