



US00D745178S

(12) **United States Design Patent**
Bauerfeind

(10) **Patent No.:** **US D745,178 S**
(45) **Date of Patent:** **** Dec. 8, 2015**

(54) **PAIR OF ORTHOPEDIC ARCH SUPPORTS**

(71) Applicant: **Bauerfeind AG**, Zeulenroda-Triebes
(DE)

(72) Inventor: **Thomas Bauerfeind**, Kempen (DE)

(73) Assignee: **BAUERFEIND AG**, Zeulenroda-Triebes
(DE)

(**) Term: **14 Years**

(21) Appl. No.: **29/489,340**

(22) Filed: **Apr. 29, 2014**

(30) **Foreign Application Priority Data**

Nov. 5, 2013 (EM) 001389738-0017

(51) **LOC (10) Cl.** **24-01**

(52) **U.S. Cl.**
USPC **D24/192; D2/961**

(58) **Field of Classification Search**
USPC D24/190, 192, 211, 212, 213, 215;
D2/946, 961; 36/43, 145, 146, 147,
36/154, 155, 166, 173, 174, 180, 37
CPC A43B 7/142; A43B 7/144; A43B 7/141;
A43B 7/1445; A43B 13/12; A43B 7/14;
A43B 7/28; A43B 21/32; A43B 13/38;
A43B 13/34; A43B 21/26; A43B 13/187
See application file for complete search history.

(56) **References Cited**

U.S. PATENT DOCUMENTS

2,046,732 A * 7/1936 Fein 36/43
2,088,902 A * 8/1937 Fein 36/43
D367,164 S * 2/1996 Fisher et al. D2/961
D414,024 S * 9/1999 Kress et al. D2/961
D422,782 S * 4/2000 Kress et al. D2/961

6,315,786 B1 * 11/2001 Smuckler 606/201
D456,126 S * 4/2002 Grisoni et al. D2/961
D456,127 S * 4/2002 Grisoni et al. D2/961
8,296,969 B2 * 10/2012 Granger et al. 36/37
D694,999 S * 12/2013 Feldman D2/961
D696,506 S * 12/2013 Feldman D2/961
D707,936 S * 7/2014 Nash et al. D2/961
2006/0086004 A1 * 4/2006 Davis et al. 36/43
2010/0269371 A1 * 10/2010 Gray 36/43

* cited by examiner

Primary Examiner — George D Kirschbaum

Assistant Examiner — Jennifer Watkins

(74) *Attorney, Agent, or Firm* — Arent Fox LLP

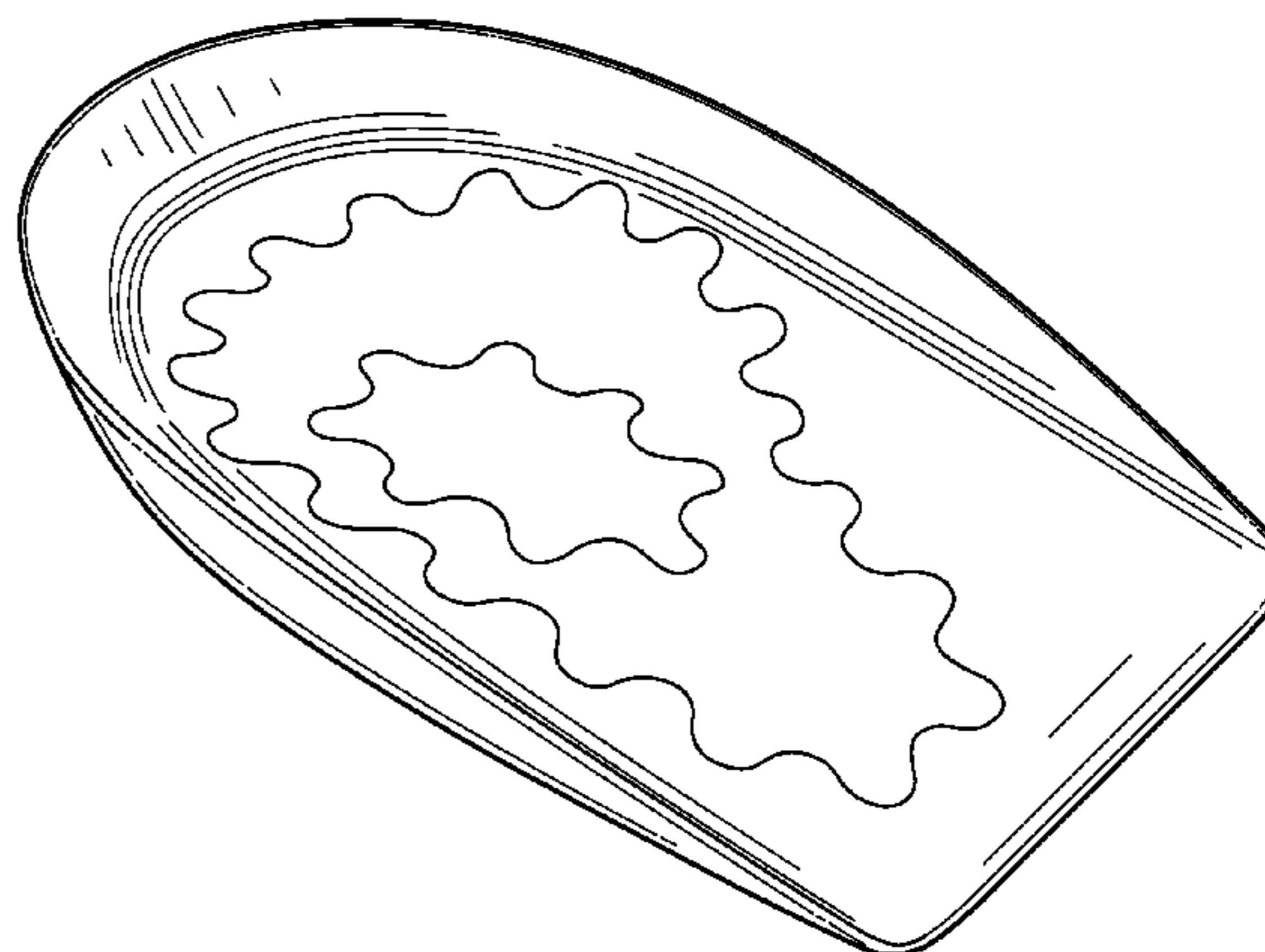

(57) **CLAIM**

The ornamental design for a pair of orthopedic arch supports, as shown and described.

DESCRIPTION

FIG. 1 is a perspective view of the left foot portion of a pair of orthopedic arch supports showing my new design;
FIG. 2 is a top plan view thereof;
FIG. 3 is a front view thereof;
FIG. 4 is a perspective view of the right foot portion of a pair of orthopedic arch supports;
FIG. 5 is a top plan view of the arch support shown in FIG. 4;
FIG. 6 is a front view of the arch support shown in FIG. 4;
FIG. 7 is a rear view of the orthopedic arch supports shown in FIGS. 1 and 4;
FIG. 8 is a right side view of the orthopedic arch supports shown in FIGS. 1 and 4; and,
FIG. 9 is a left side view of the orthopedic arch supports shown in FIGS. 1 and 4.
The bottom view of the orthopedic arch support is omitted as the orthopedic arch support has a bottom that is devoid of surface ornamentation.

1 Claim, 9 Drawing Sheets



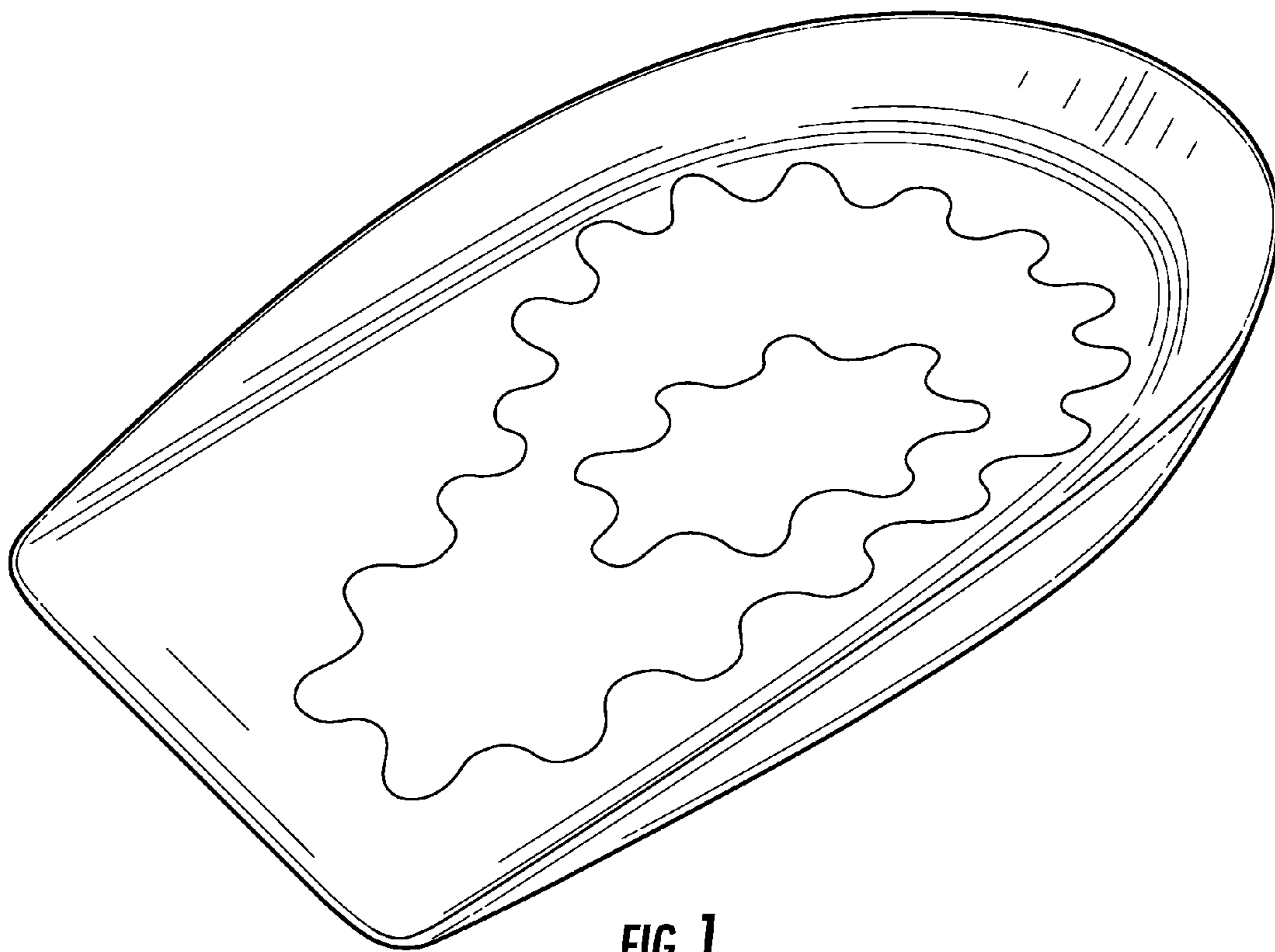


FIG. 1

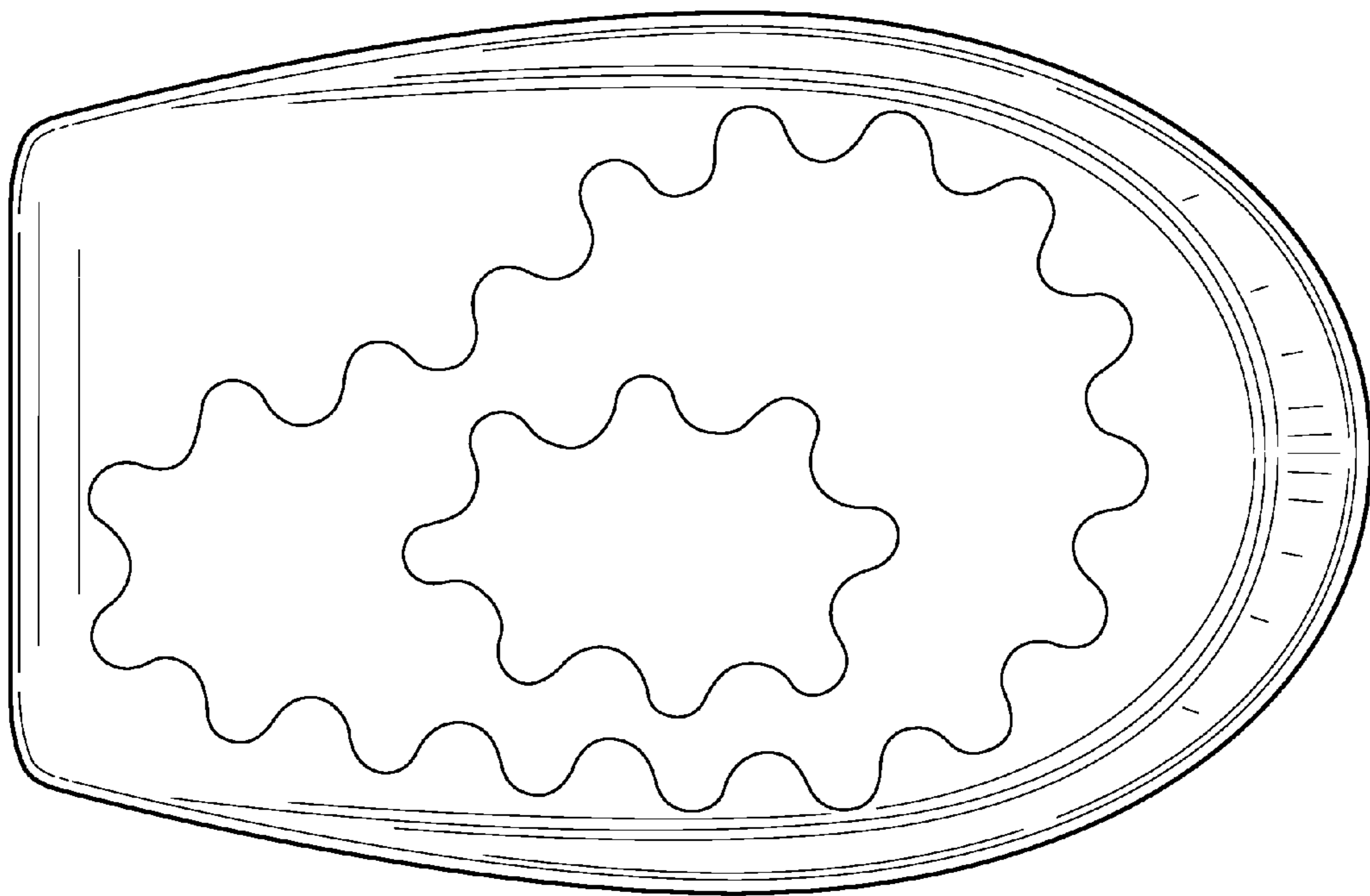


FIG. 2

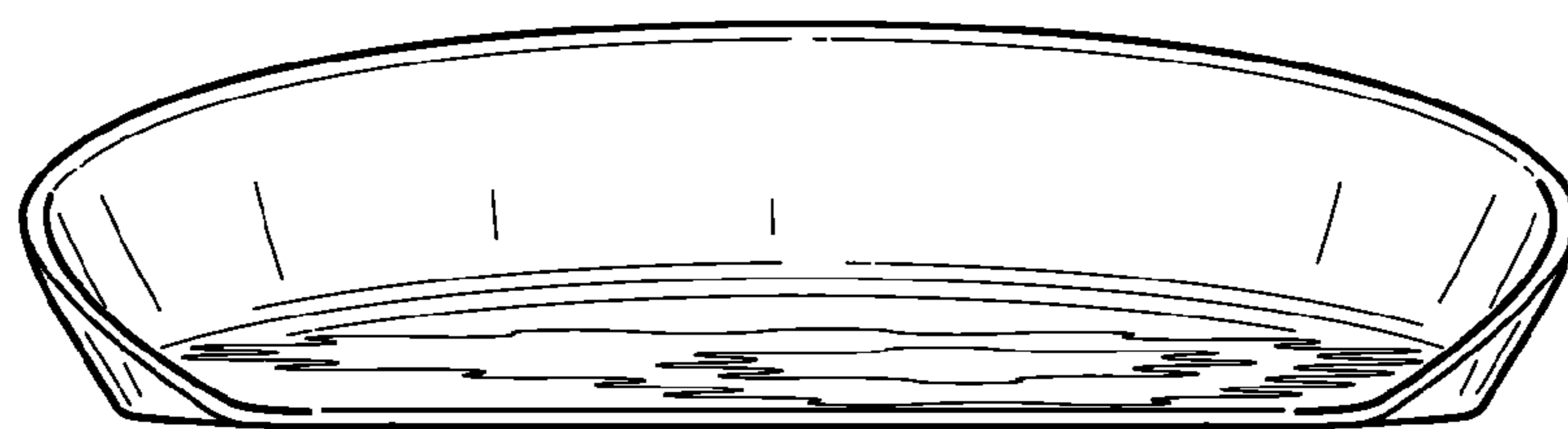


FIG. 3

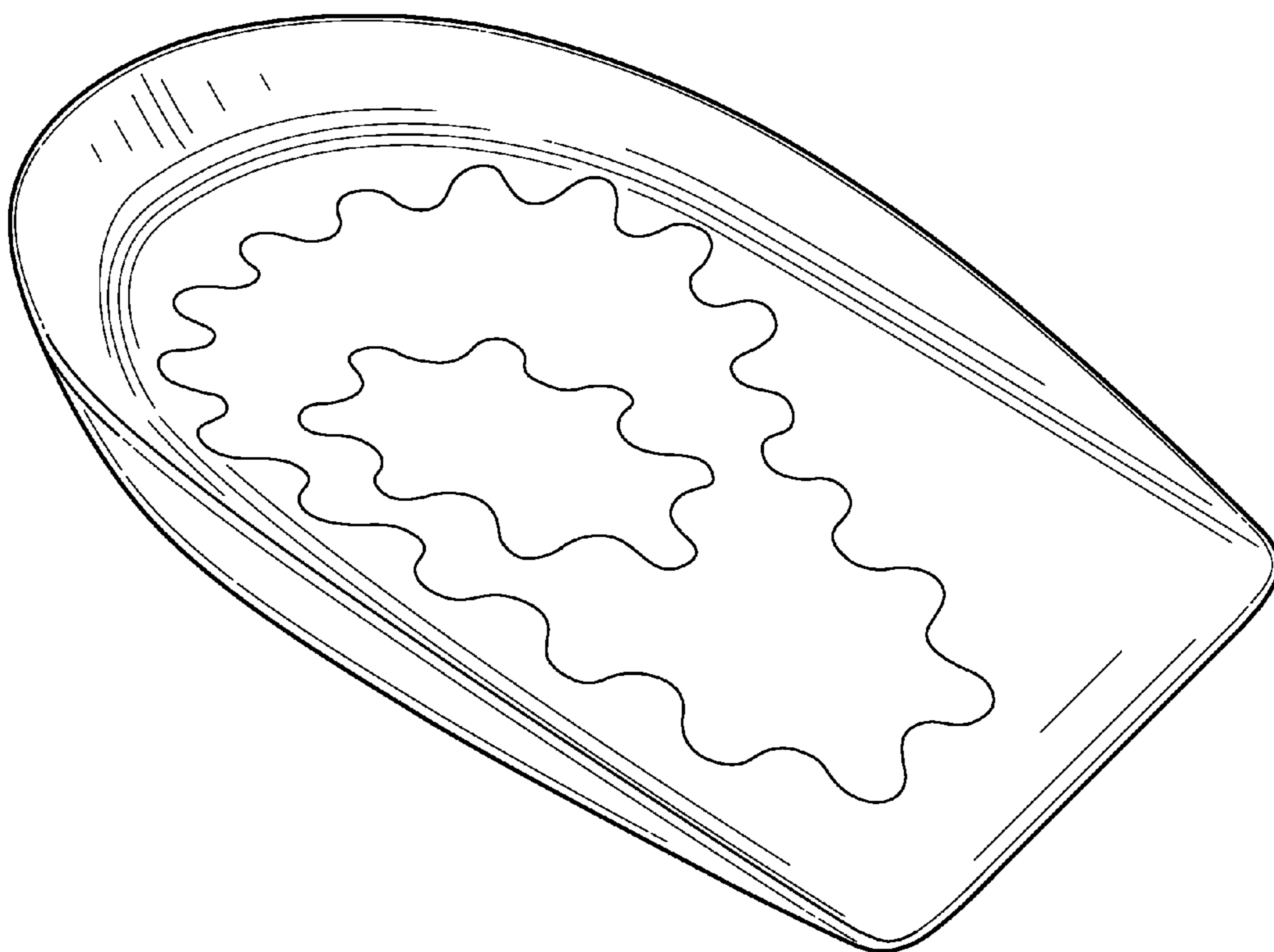


FIG. 4

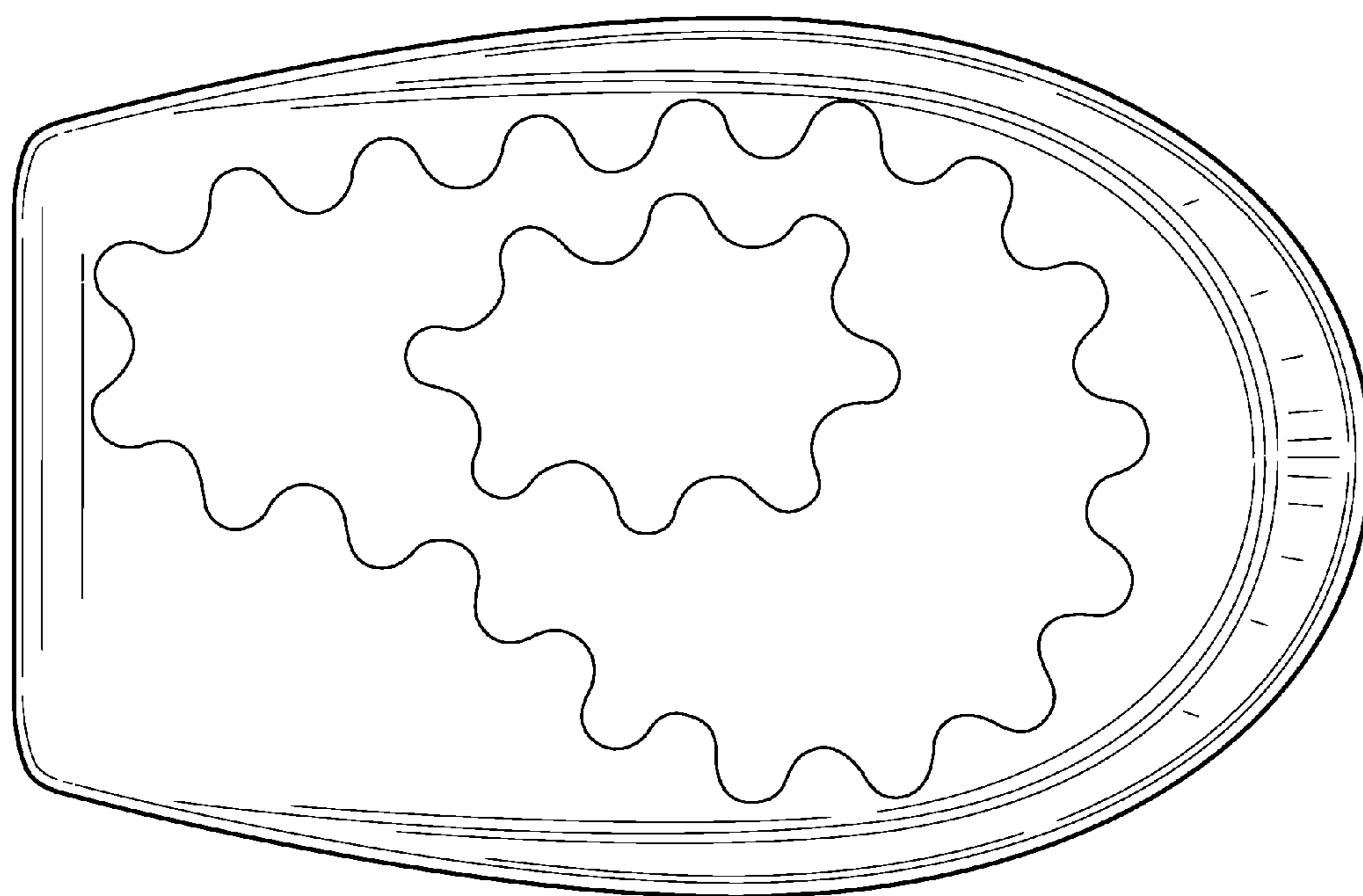


FIG. 5

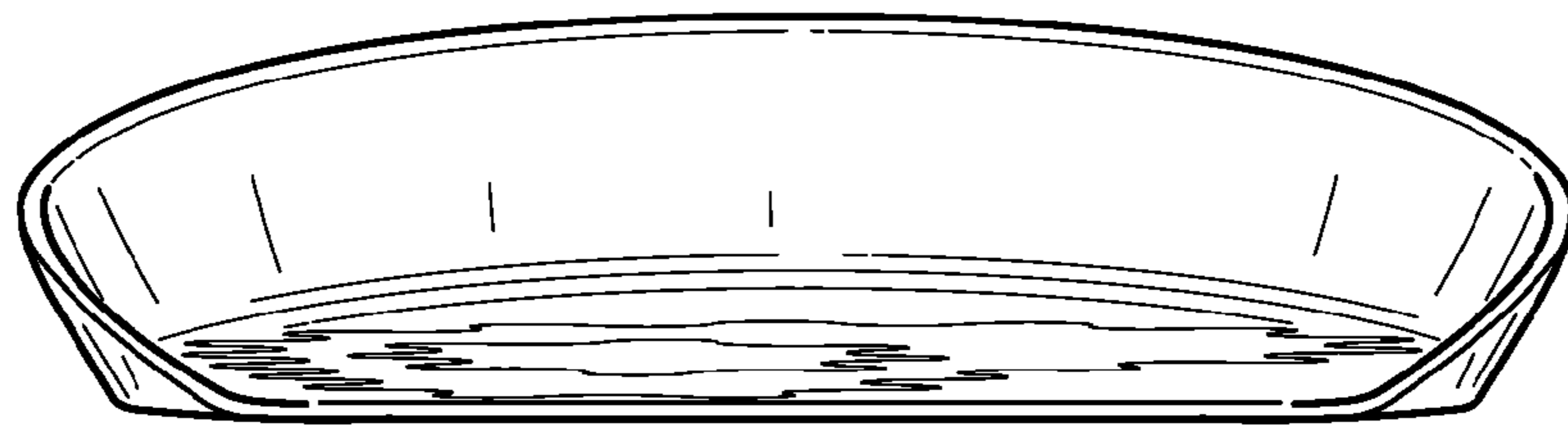


FIG. 6

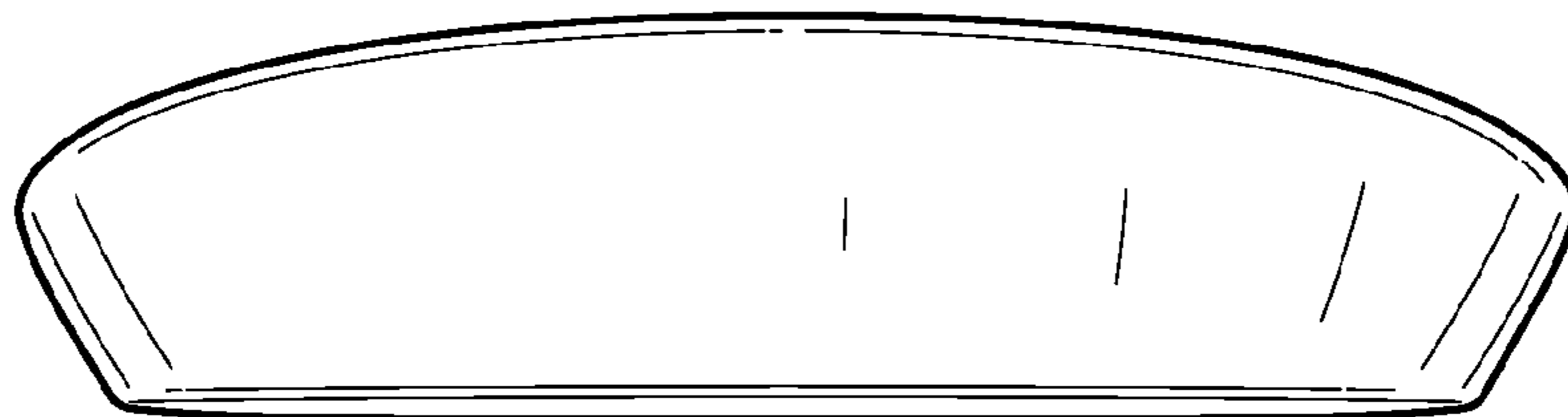


FIG. 7

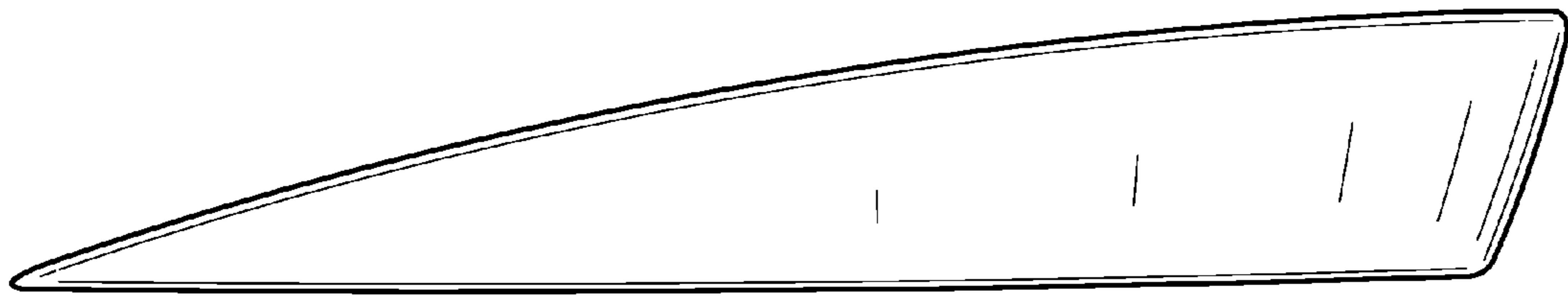


FIG. 8




FIG. 9