



US00D745149S

(12) **United States Design Patent**
Gaynor et al.

(10) **Patent No.:** **US D745,149 S**
(45) **Date of Patent:** **** Dec. 8, 2015**

(54) **VAGINAL MANIPULATOR**

FOREIGN PATENT DOCUMENTS

(71) Applicant: **Coloplast A/S**, Humlebaek (DK)

CN 201179265 Y 1/2009
CN 201481386 U 5/2010

(72) Inventors: **Allen Gaynor**, Coon Rapids, MN (US);
Sarah J. Deitch, Minneapolis, MN (US);
Jeffrey Brian Taylor, Forest Lake, MN
(US); **Michael M. Witzmann**,
Shoreview, MN (US); **Thomas KraMer**,
Minneapolis, MN (US); **William**
Atwood, Coon Rapids, MN (US)

(Continued)

OTHER PUBLICATIONS

CooperSurgical; The RUMI II System: The right Choice For all Pel-
vic Laparoscopic Procedures; Feb. 2011.

Primary Examiner — Garth Rademaker

Assistant Examiner — Samantha Q Lawrence

(73) Assignee: **Coloplast A/S**, Humlebaek (DK)

(74) *Attorney, Agent, or Firm* — Coloplast Corp., Coloplast
A/S; Nick Baumann

(**) Term: **14 Years**

(57) **CLAIM**

(21) Appl. No.: **29/486,305**

The ornamental design for a vaginal manipulator, as shown
and described.

(22) Filed: **Mar. 28, 2014**

(51) **LOC (10) Cl.** **24-02**

(52) **U.S. Cl.**
USPC **D24/141; D24/147**

(58) **Field of Classification Search**
USPC D24/108, 127, 133, 135, 141, 143, 147;
600/37, 106, 202, 204, 219, 220, 222;
606/119, 147; 128/834

DESCRIPTION

See application file for complete search history.

FIG. 1 is an isometric view of a VAGINAL MANIPULATOR
showing a head attached to a handle with door located on a
bottom side of the head, the door being in a closed position.
FIG. 2 is a left side view of the vaginal manipulator illustrated
in FIG. 1.

FIG. 3 is a right side view of the vaginal manipulator illus-
trated in FIG. 1.

FIG. 4 is a top view of the vaginal manipulator illustrated in
FIG. 1.

FIG. 5 is a bottom view of the vaginal manipulator illustrated
in FIG. 1.

FIG. 6 is a front view of the vaginal manipulator illustrated in
FIG. 1.

FIG. 7 is a back view of the vaginal manipulator illustrated in
FIG. 1; and,

FIG. 8 is an isometric view of the vaginal manipulator illus-
trated in FIG. 1 showing the door in an open position.

The broken lines shown in FIGS. 1-8 illustrate portions of the
vaginal manipulator that form no part of the claimed design.

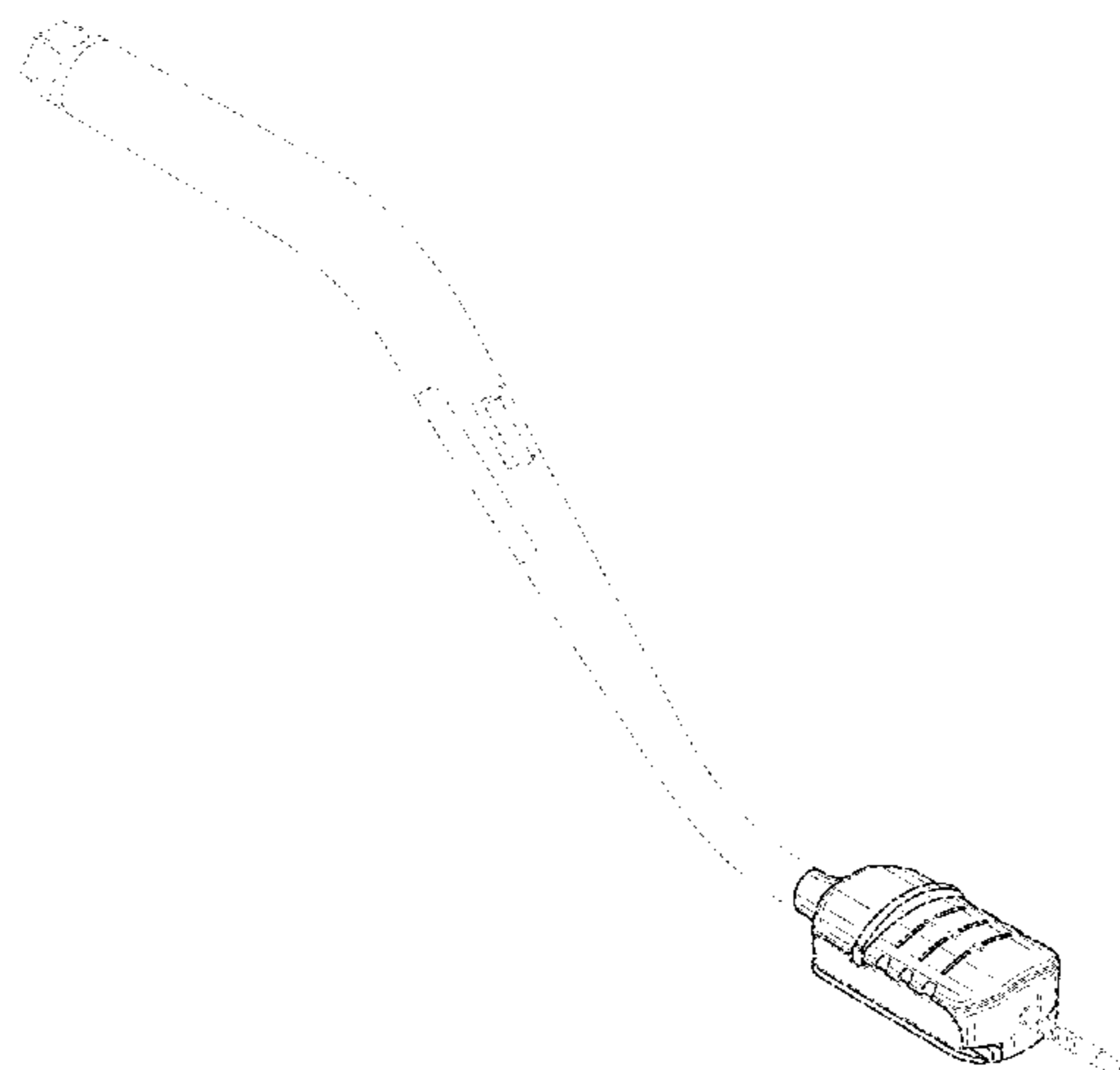
(56) **References Cited**

U.S. PATENT DOCUMENTS

832,201 A	10/1906	Kistler
1,331,737 A	2/1920	Ylisto
3,749,088 A	7/1973	Kohlmann
4,350,251 A	9/1982	Merck
4,638,792 A	1/1987	Burgin
5,113,846 A	5/1992	Hiltebrandt et al.
5,235,966 A	8/1993	Beswick
5,358,496 A	10/1994	Ortiz et al.
5,409,496 A	4/1995	Rowden et al.
5,487,377 A	1/1996	Smith et al.
5,490,819 A	2/1996	Nicholas et al.

(Continued)

1 Claim, 6 Drawing Sheets



(56)

References Cited

U.S. PATENT DOCUMENTS

5,520,698 A 5/1996 Koh
 5,562,680 A 10/1996 Hasson
 5,656,012 A 8/1997 Sienkiewicz
 5,685,826 A 11/1997 Bonutti
 5,921,996 A 7/1999 Sherman
 5,993,461 A 11/1999 Abae
 D421,497 S * 3/2000 Wattiez D24/141
 6,048,308 A 4/2000 Strong
 6,174,282 B1 1/2001 Tan
 6,183,402 B1 2/2001 Pedersen et al.
 6,379,299 B1 4/2002 Borodulin et al.
 6,582,451 B1 6/2003 Marucci et al.
 6,669,654 B2 12/2003 Diokno et al.
 7,060,029 B1 6/2006 Hajianpour
 7,384,393 B2 6/2008 Guinan
 7,625,377 B2 12/2009 Veldhuizen et al.
 7,654,953 B2 2/2010 Borodulin et al.
 D643,119 S * 8/2011 Bardy D24/141
 D643,120 S * 8/2011 Bardy D24/141
 D650,904 S * 12/2011 Kearsley D24/133
 D660,428 S * 5/2012 Hohl D24/141
 D667,550 S * 9/2012 Keckstein D24/141
 D673,271 S * 12/2012 George D24/135
 8,734,337 B2 * 5/2014 Deitch et al. 600/220
 D710,497 S * 8/2014 Pham et al. D24/130
 8,808,175 B2 * 8/2014 Deitch et al. 600/220
 8,814,789 B2 * 8/2014 Deitch et al. 600/220
 2001/0021854 A1 9/2001 Donnez et al.
 2002/0022771 A1 2/2002 Diokno et al.
 2003/0176883 A1 9/2003 Sauer et al.
 2003/0187334 A1 10/2003 Biswas
 2004/0059362 A1 3/2004 Knodel et al.
 2004/0116955 A1 6/2004 Foltz et al.
 2004/0225196 A1 11/2004 Ruane
 2005/0085827 A1 4/2005 G. et al.
 2005/0182416 A1 8/2005 Lim et al.
 2005/0234294 A1 10/2005 Saadat et al.
 2005/0261683 A1 11/2005 Veldhuizen et al.
 2006/0020271 A1 1/2006 Stewart et al.
 2006/0069436 A1 3/2006 Sutton et al.
 2006/0085013 A1 4/2006 Dusek et al.
 2006/0178562 A1 8/2006 Saadat et al.
 2006/0241652 A1 10/2006 Doll et al.
 2006/0271073 A1 11/2006 Lam et al.
 2006/0293567 A1 12/2006 Borodulin et al.
 2007/0027466 A1 2/2007 Ortiz et al.

2007/0209222 A1 9/2007 Fischer et al.
 2007/0249989 A1 10/2007 Longo et al.
 2008/0033471 A1 2/2008 Paz et al.
 2008/0039865 A1 2/2008 Shaher et al.
 2008/0058833 A1 3/2008 Rizvi
 2008/0161825 A1 7/2008 Greenhalgh et al.
 2008/0208210 A1 8/2008 Blair et al.
 2008/0312508 A1 12/2008 Shulman
 2010/0106163 A1 4/2010 Blair et al.
 2010/0114106 A1 5/2010 Weber
 2010/0130817 A1 5/2010 Conlon
 2010/0249498 A1 9/2010 Wingardner et al.
 2010/0280309 A1 11/2010 Von Pechmann
 2010/0280524 A1 11/2010 Lopez Zepeda
 2010/0305578 A1 12/2010 Auerbach et al.
 2011/0034776 A1 2/2011 Dixon et al.
 2011/0259344 A1 10/2011 Ahluwalia
 2011/0306832 A1 12/2011 Bassan et al.
 2012/0016185 A1 1/2012 Sherts et al.
 2012/0041268 A1 2/2012 Grey et al.
 2012/0109147 A1 5/2012 Auerbach et al.
 2012/0157761 A1 6/2012 Crank et al.
 2013/0019753 A1 1/2013 Gleason
 2013/0072749 A1 3/2013 Fairney et al.
 2013/0085508 A1 * 4/2013 Hess 606/119
 2013/0197537 A1 * 8/2013 Fairney et al. 606/119
 2013/0274558 A1 10/2013 Deitch et al.
 2013/0274560 A1 10/2013 Deitch et al.
 2013/0274561 A1 10/2013 Deitch et al.
 2013/0317301 A1 11/2013 Deitch et al.
 2014/0025084 A1 1/2014 Taylor et al.
 2014/0052143 A1 2/2014 Deitch et al.
 2014/0107424 A1 4/2014 Taylor et al.
 2015/0051608 A1 * 2/2015 Gaynor 606/119
 2015/0099924 A1 * 4/2015 Carey 600/37
 2015/0105792 A1 * 4/2015 Adams et al. 606/119

FOREIGN PATENT DOCUMENTS

WO 9400061 A1 1/1994
 WO 9603930 A1 2/1996
 WO 9811818 A1 3/1998
 WO 2005055819 A1 6/2005
 WO 2008136024 A1 11/2008
 WO 2010083836 A1 7/2010
 WO 2010151429 A2 12/2010
 WO 2011044343 A2 4/2011
 WO 2011082350 A1 7/2011

* cited by examiner

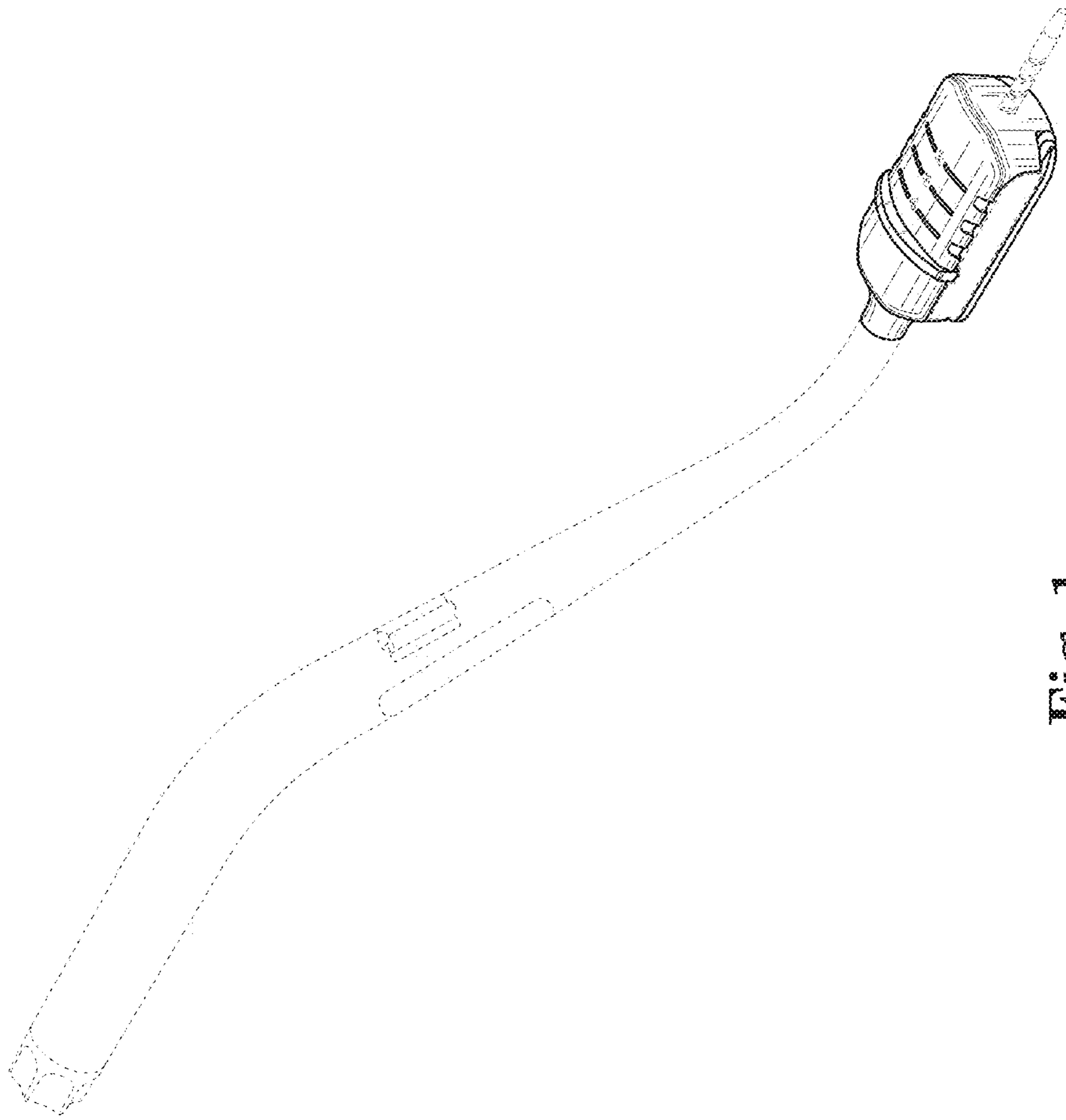


Fig. 1




Fig. 2




Fig. 3




Fig. 4




Fig. 5

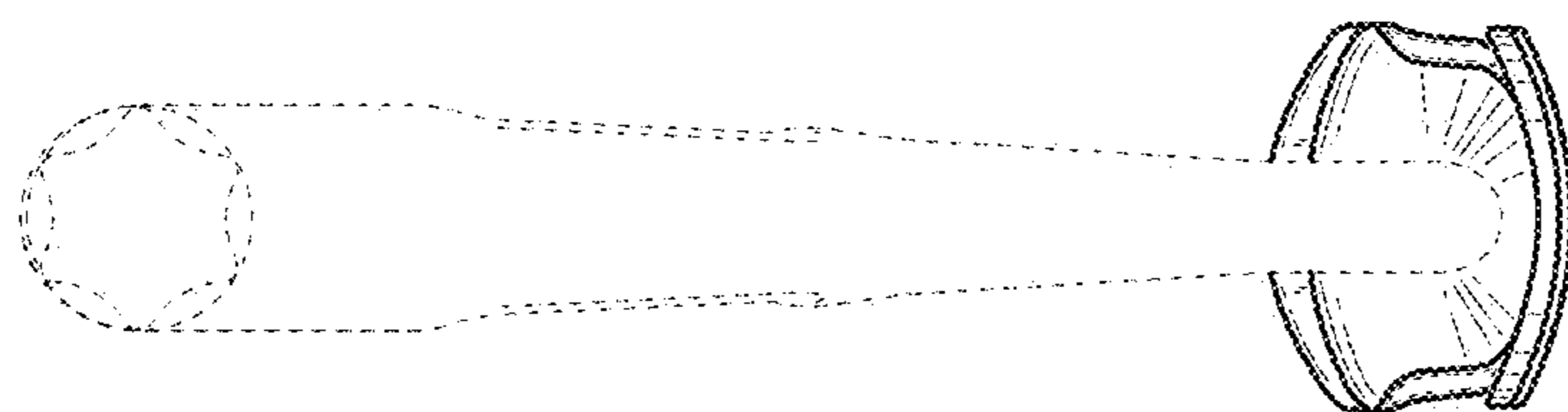


Fig. 7

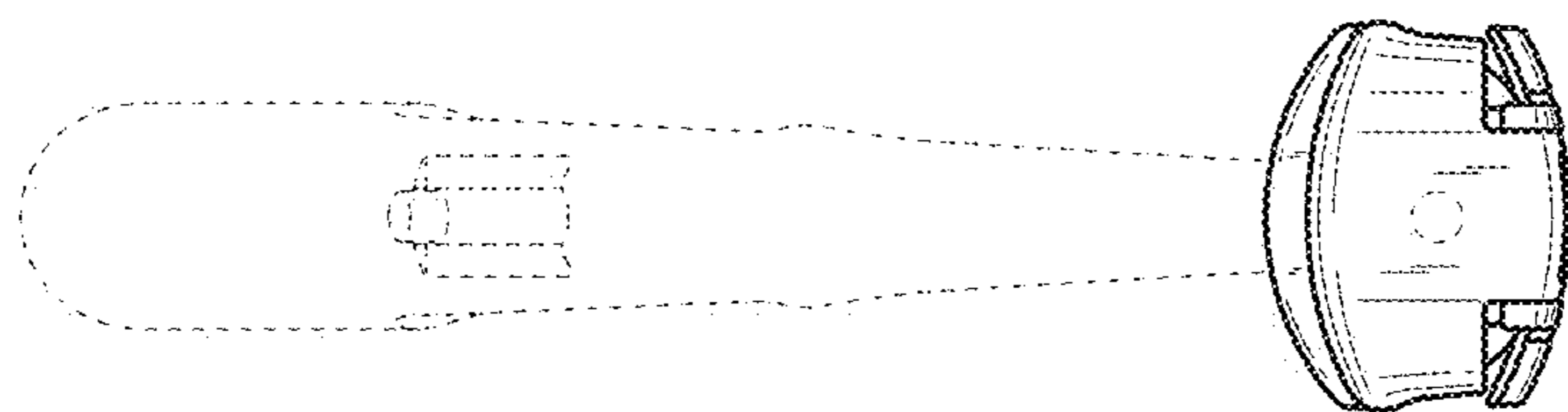


Fig. 6

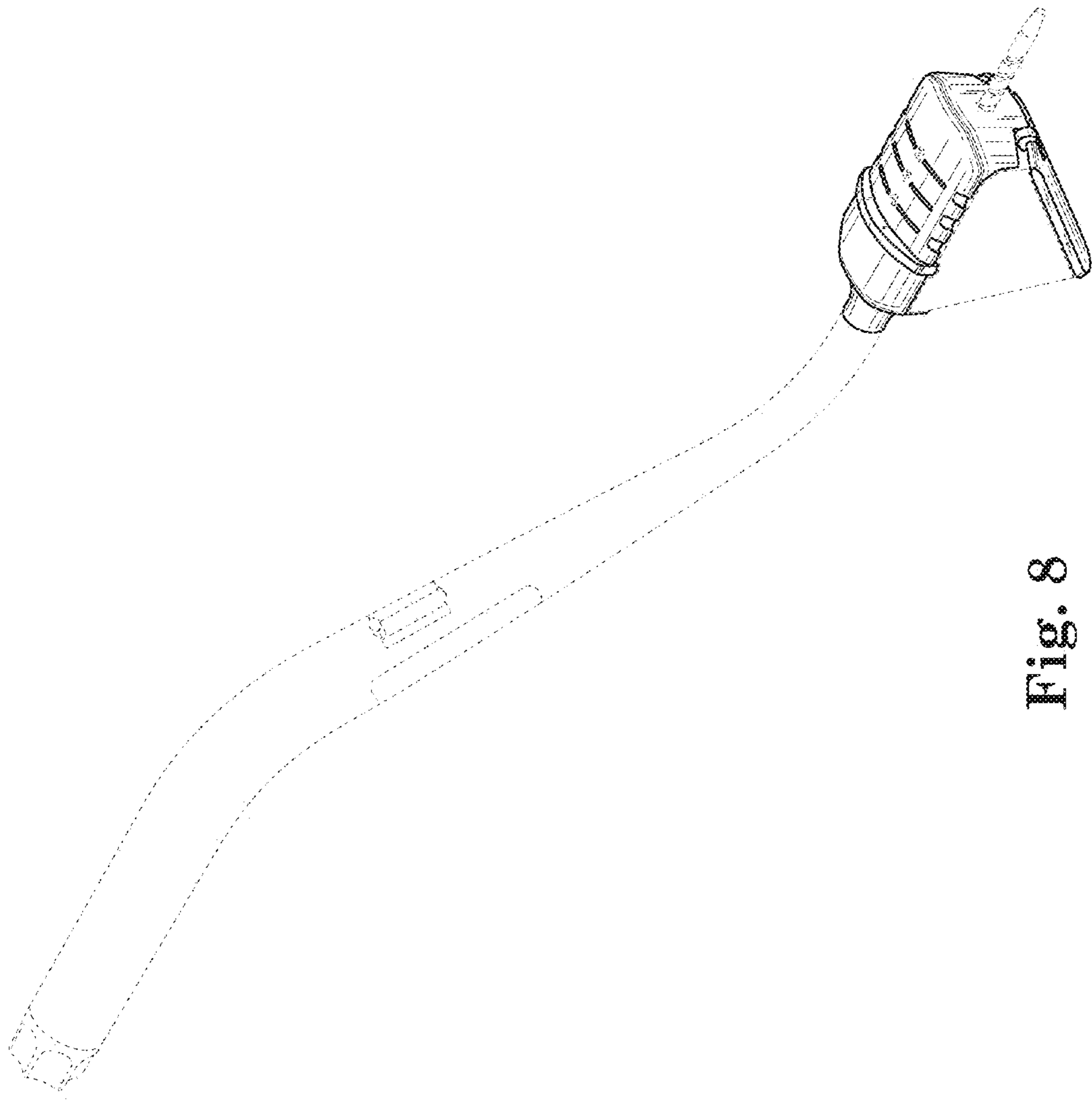


Fig. 8