



US00D745140S

(12) **United States Design Patent**  
**Wheeler et al.**

(10) **Patent No.:** **US D745,140 S**  
(45) **Date of Patent:** **\*\* Dec. 8, 2015**

(54) **CONTINUOUS POSITIVE AIRWAY PRESSURE DEVICE**

(71) Applicant: **Engineered Medical Systems, Inc.**, Indianapolis, IN (US)

(72) Inventors: **Bradley Allen Wheeler**, Greenwood Village, IN (US); **Brad Quinn**, Indianapolis, IN (US); **Jeff Quinn**, Carmel, IN (US)

(73) Assignee: **Engineered Medical Systems, Inc.**, Indianapolis, IN (US)

(\*\*) Term: **14 Years**

(21) Appl. No.: **29/472,172**

(22) Filed: **Nov. 8, 2013**

(51) **LOC (10) Cl.** ..... **29-02**

(52) **U.S. Cl.**  
USPC ..... **D24/110**

(58) **Field of Classification Search**  
USPC ..... D24/107, 110, 110.1, 110.5, 110.6, 127, D24/129; 128/200.11, 200.14, 200.21, 128/200.24, 200.25, 202.27, 203.12, 128/204.18, 205.24, 205.25, 206.12, 128/206.15, 206.26, 207.12

See application file for complete search history.

(56) **References Cited**

**U.S. PATENT DOCUMENTS**

4,261,355	A	4/1981	Glazener	
D305,814	S *	1/1990	Fangrow, Jr.	D24/110.6
D327,338	S *	6/1992	Wallace	D24/110.5
D331,281	S *	11/1992	Levine	D24/110
D429,330	S *	8/2000	Hoening	D24/110.6
D441,070	S *	4/2001	Niles et al.	D24/110
6,253,766	B1	7/2001	Niles	
2010/0126502	A1 *	5/2010	Fink et al.	128/200.21
2012/0272956	A1 *	11/2012	Rusher	128/203.12
2013/0228179	A1 *	9/2013	Fischer, Jr.	128/204.18
2014/0150801	A1 *	6/2014	Rusher	128/207.16
2014/0166013	A1 *	6/2014	Stenzler et al.	128/204.18

**OTHER PUBLICATIONS**

Exair—Amplifiers, Exair Corp.  
Infant Flow System Coanda Effect, E.M.E. Electro Medical Equipment.

Aladdin Infant Flow System, Hamilton Medical.  
C.P.A.P. "T", E. L. Glazener.  
Hillman and Huggins, (1991) *Anesthesia & Intensive Care* 19(2): 233-260, "Equipment A New Continuous Positive Airway Pressure (CPAP) Device".  
Shehabi, et al. (1991) *Anesthesia & Intensive Care* 19(2):237-243, "Tests of Six Continuous Flow CPAP Devices".  
Zamost, et al. (1980) *ASA Abstracts*, "Evaluation and Clinical Application of a New CPAP Device".  
Zamost, et al. (1981) *Critical Care Medicine* 9(2):109-113, "Description and clinical evaluation of a new continuous positive airway pressure device".

\* cited by examiner

*Primary Examiner* — Deanna L Pratt  
*Assistant Examiner* — Lilyana Bekic  
(74) *Attorney, Agent, or Firm* — Swanson & Bratschun, L.L.C.

(57) **CLAIM**

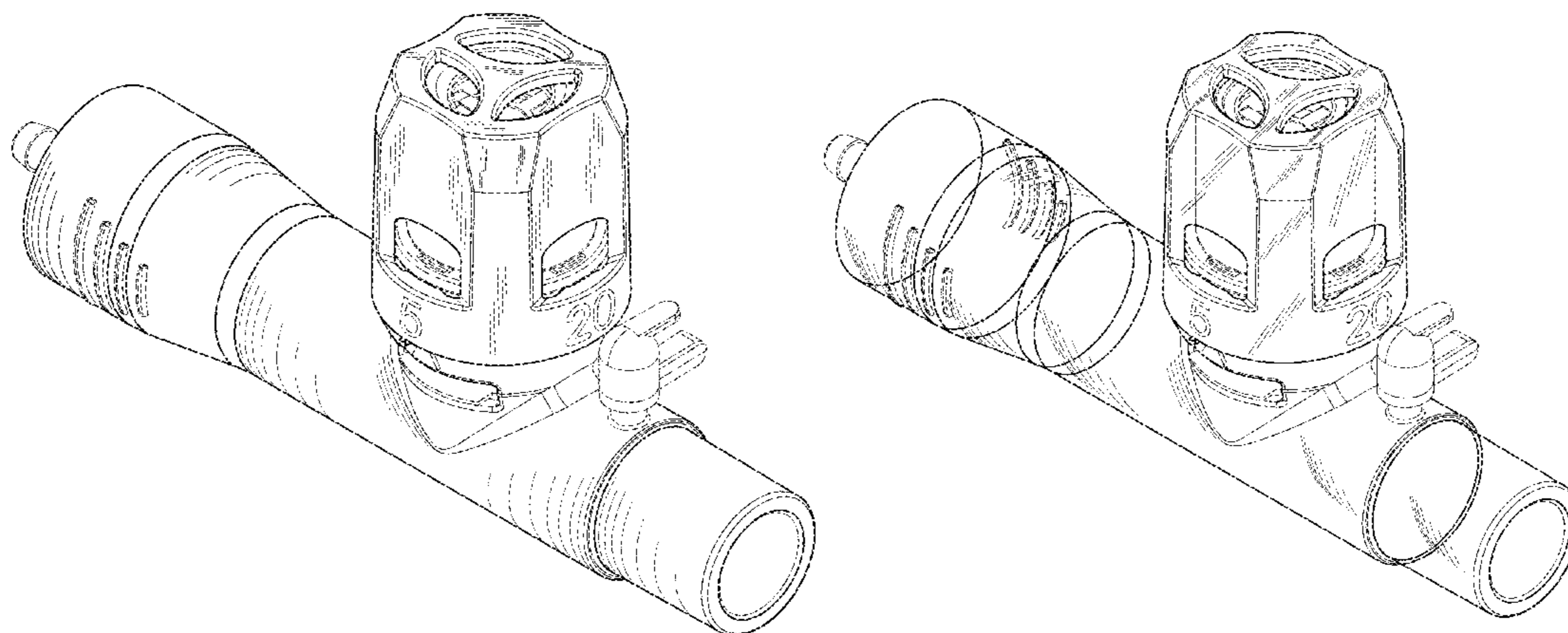
The ornamental design for a continuous positive airway pressure device, as shown and described.

**DESCRIPTION**

FIG. 1 is a front, top, left perspective view of a first embodiment of a continuous positive airway pressure device showing our new design;  
FIG. 2 is a left side elevation view of the continuous positive airway pressure device of FIG. 1, the right side view being a mirror image thereof;  
FIG. 3 is a front elevation view of the continuous positive airway pressure device of FIG. 1;  
FIG. 4 is a rear elevation view of the continuous positive airway pressure device of FIG. 1;  
FIG. 5 is a top plan view of the continuous positive airway pressure device of FIG. 1;  
FIG. 6 is a bottom plan view of the continuous positive airway pressure device of FIG. 1; and,  
FIG. 7 is a front, top, left perspective view of a second embodiment of a translucent body of the continuous positive airway pressure device of FIGS. 1-6, it being understood that all other surfaces are the same as those of the first embodiment.

The broken lines showing portions of the design in all figures are included for the purpose of illustrating environment and unclaimed features and forms not part of the claimed design.

**1 Claim, 5 Drawing Sheets**



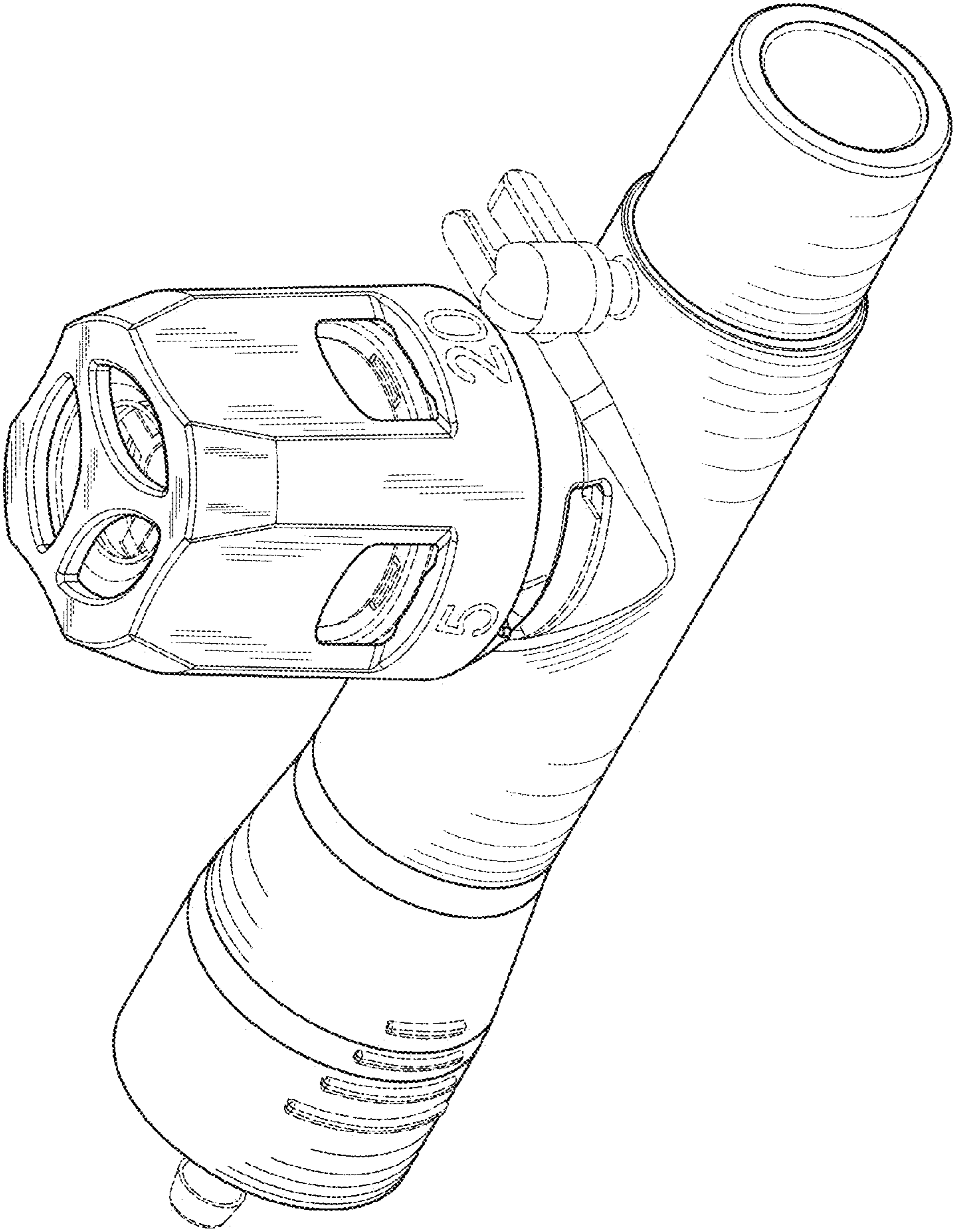


Fig. 1

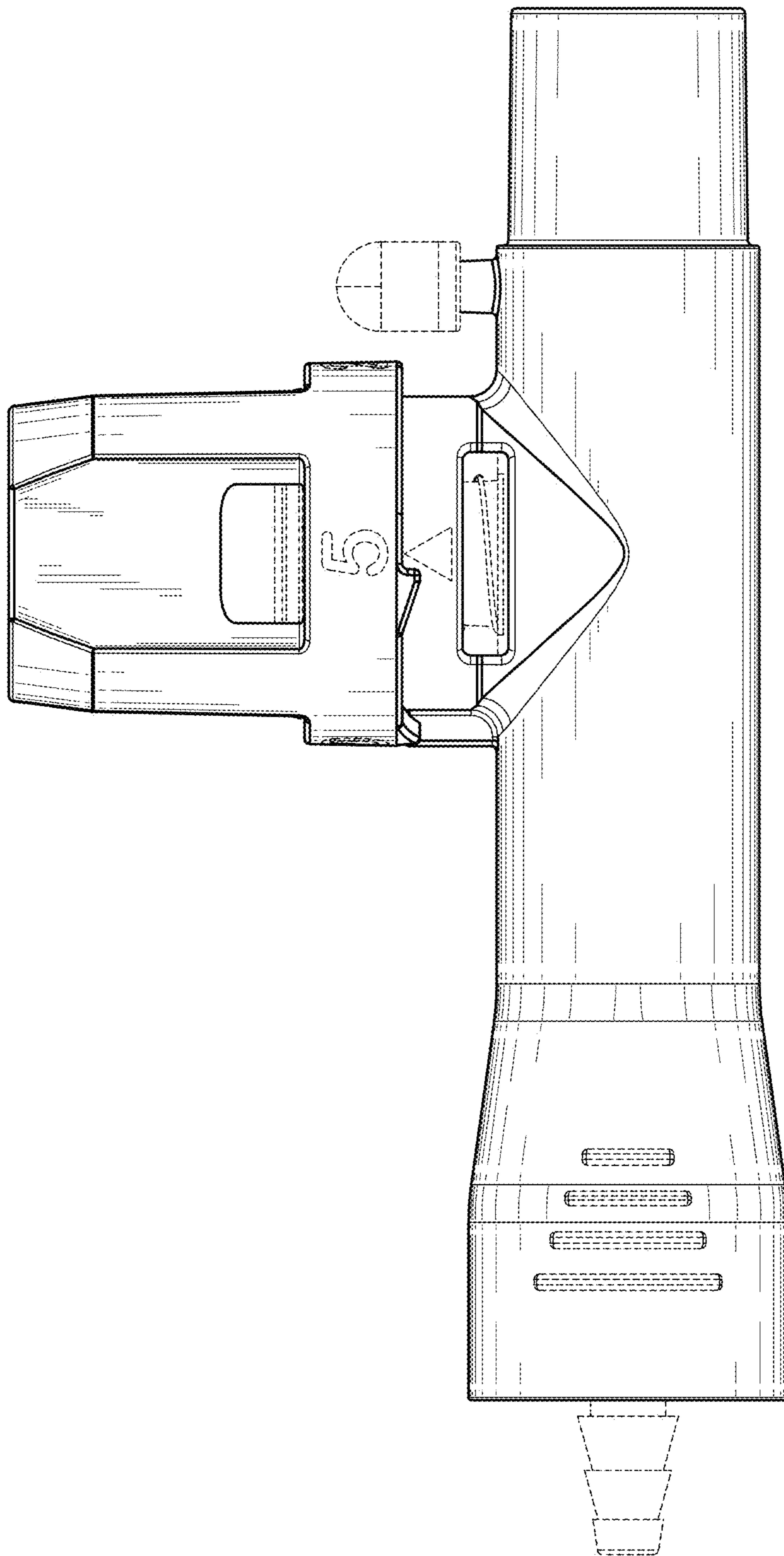


Fig. 2

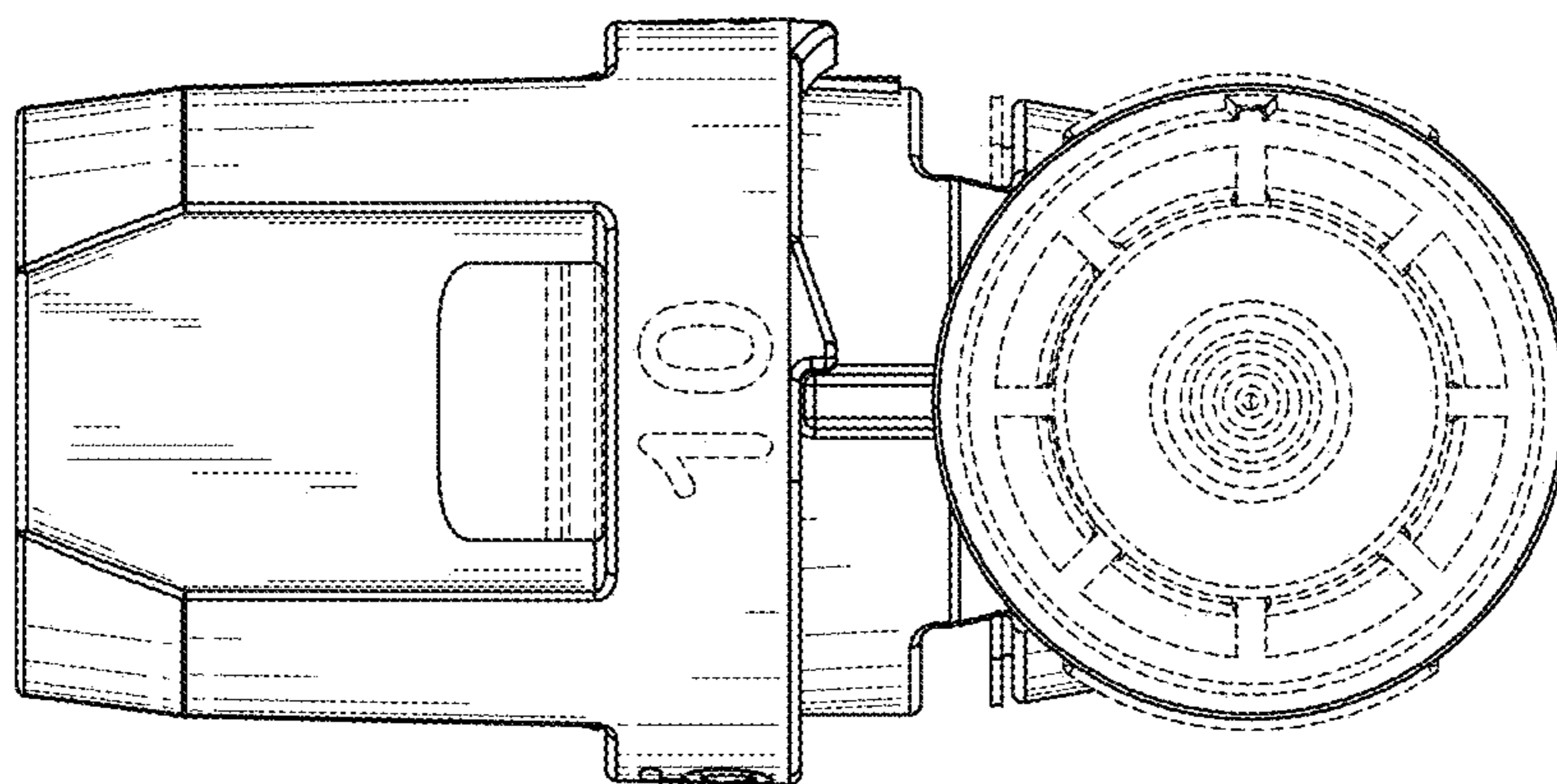


Fig. 3

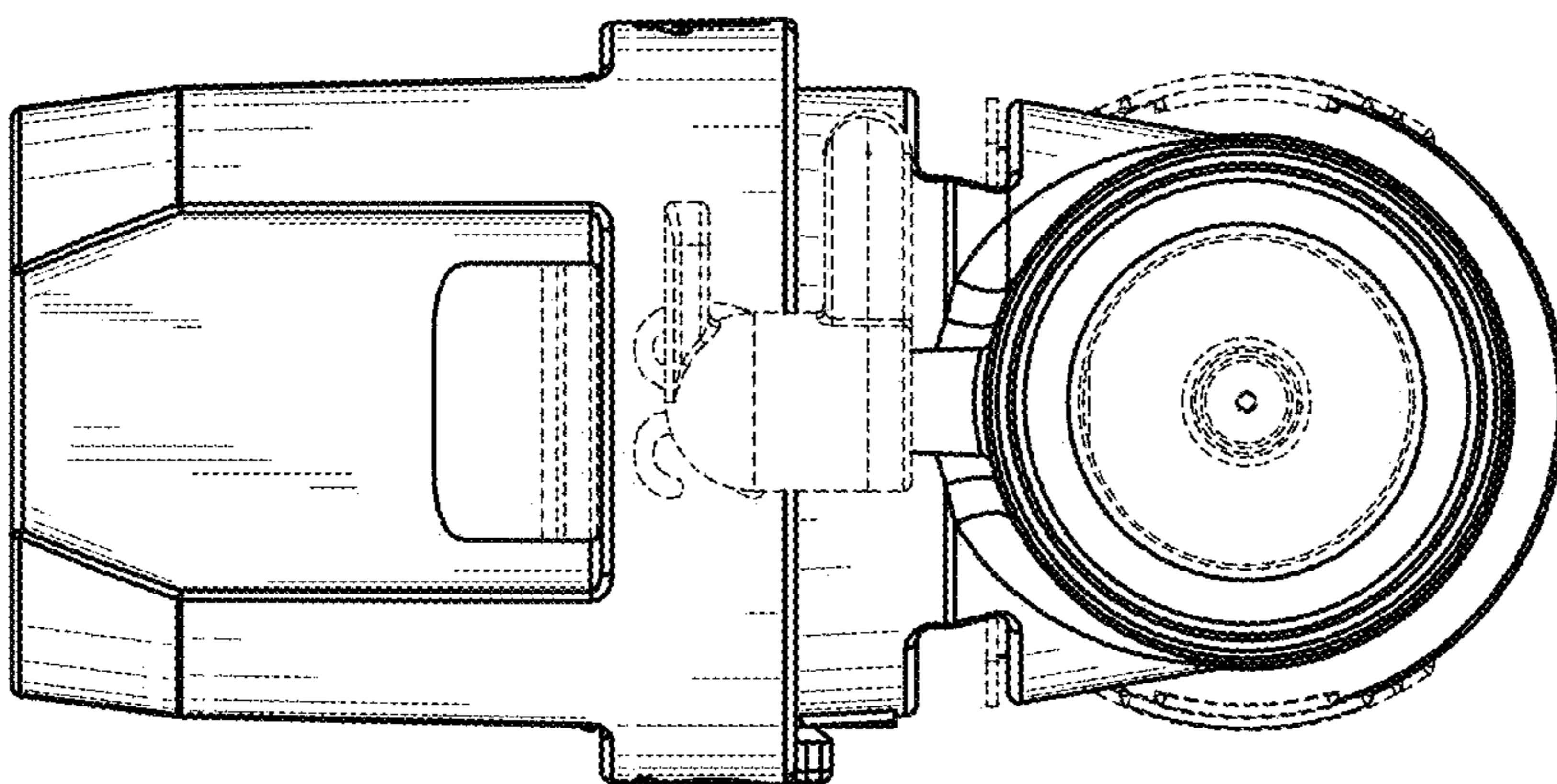


Fig. 4

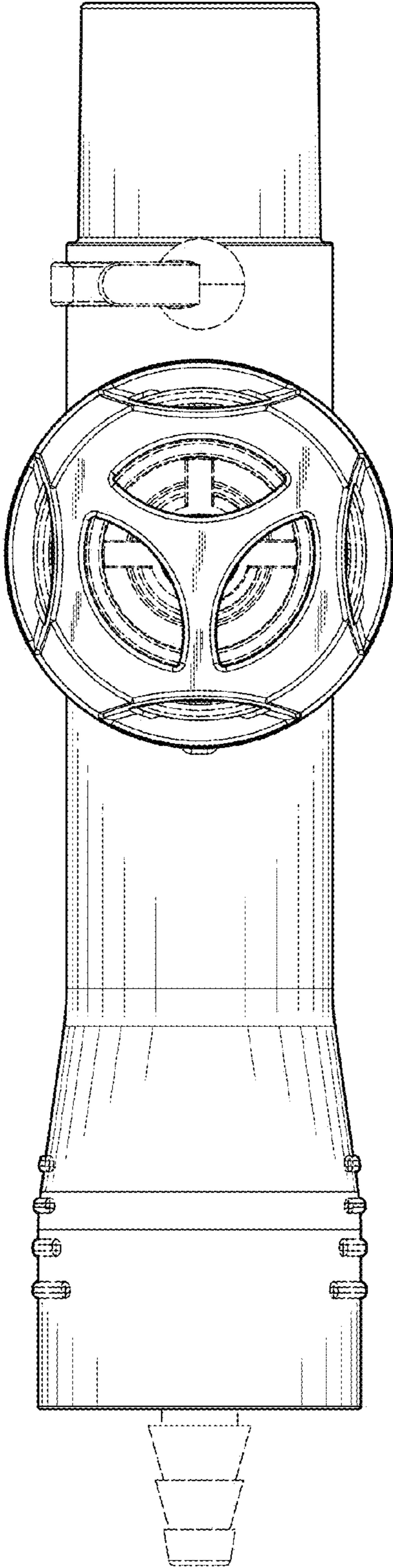


Fig. 5

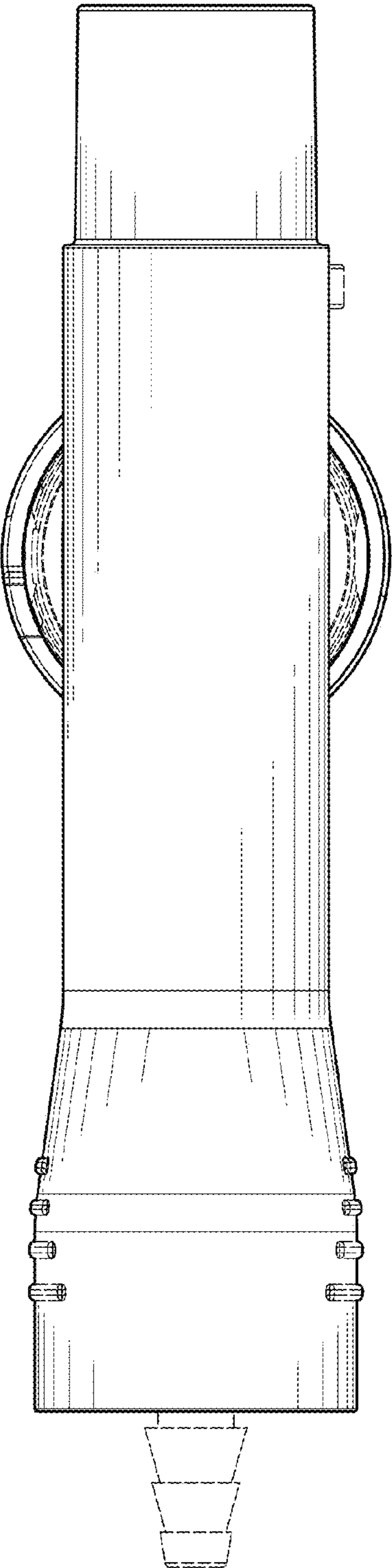


Fig. 6

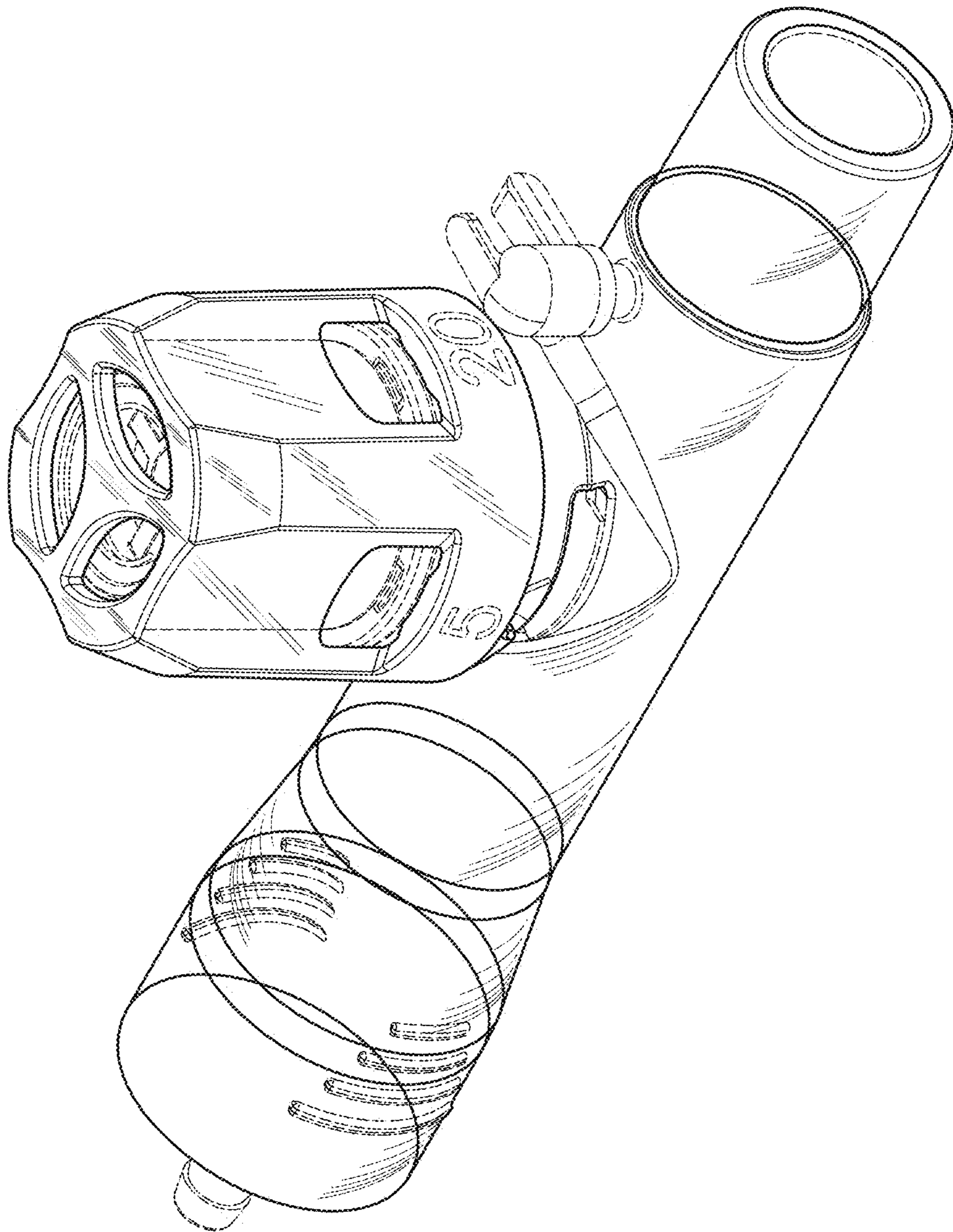


Fig. 7