



US00D745136S

(12) **United States Design Patent**
Butler et al.

(10) **Patent No.:** **US D745,136 S**
(45) **Date of Patent:** **** Dec. 8, 2015**

- (54) **EARPLUG**
- (71) Applicant: **Bumble BE Holdings, LLC**, Los Angeles, CA (US)
- (72) Inventors: **Steven Butler**, Torrance, CA (US); **Douglas Pick**, Aliso Viejo, CA (US)
- (73) Assignee: **Bumble BE Holdings, LLC**, Los Angeles, CA (US)
- (**) Term: **14 Years**
- (21) Appl. No.: **29/496,895**
- (22) Filed: **Jul. 18, 2014**
- (51) **LOC (10) Cl.** **24-04**
- (52) **U.S. Cl.**
USPC **D24/106**
- (58) **Field of Classification Search**
USPC D24/105, 106, 173, 174; D1/113;
D14/205, 206, 223; D19/138, 187;
D21/386; D29/112
CPC A61F 11/08; A61F 11/10; A61F 2011/085
See application file for complete search history.

(56) **References Cited**

U.S. PATENT DOCUMENTS

D293,155	S	*	12/1987	Barish	D1/104
4,774,938	A	*	10/1988	Leight	128/864
4,867,149	A		9/1989	Falco		
5,036,681	A		8/1991	Schaerer		
5,044,463	A	*	9/1991	Carr	181/135
5,113,967	A		5/1992	Killion et al.		
D335,342	S	*	5/1993	Leight	D24/106
D341,656	S	*	11/1993	Leight	D24/106
D349,124	S	*	7/1994	Tugendhaft	D16/201
5,904,143	A		5/1999	Magidson et al.		
5,957,136	A		9/1999	Magidson et al.		
5,979,451	A	*	11/1999	Leight	128/864
5,988,313	A		11/1999	Hakansson		

6,006,857	A		12/1999	Leight et al.		
D427,304	S		6/2000	Magidson et al.		
D435,645	S		12/2000	Westerdal		
D437,048	S		1/2001	Hirshfeld		
6,264,870	B1		7/2001	Hakansson		
6,440,339	B1		8/2002	Magidson et al.		
D481,118	S		10/2003	Doty et al.		
D512,141	S		11/2005	Mishkin et al.		
6,981,504	B2		1/2006	Jenkins, Jr.		
D521,637	S		5/2006	Yang		
D529,169	S		9/2006	Ryan		
7,107,993	B2		9/2006	Magidson		
D535,644	S		1/2007	Drambarean et al.		
D536,089	S		1/2007	Magidson et al.		
7,305,992	B2		12/2007	Fleming		
7,314,047	B2		1/2008	Falco		
D592,300	S		5/2009	Yeh		
7,537,011	B2		5/2009	Falco		
D806,189			12/2009	Lajtai		
7,697,706	B2		4/2010	Doty		
D617,891	S	*	6/2010	Turdjian	D24/106
D624,999	S		10/2010	Turdjian et al.		
7,967,015	B2		6/2011	Jenkins, Jr.		

(Continued)

Primary Examiner — Ian Simmons
Assistant Examiner — Richelle G Shelton
(74) *Attorney, Agent, or Firm* — Risso & Associates


(57) **CLAIM**

The ornamental design for an earplug, as shown and described.

DESCRIPTION

FIG. 1 is a left, front-perspective view of an earplug;
FIG. 2 is a right, front-perspective view of the earplug;
FIG. 3 is a left-view of the earplug;
FIG. 4 is a right-view of the earplug;
FIG. 5 is a top-view of the earplug;
FIG. 6 is a bottom-view of the earplug;
FIG. 7 is a front-view of the earplug; and,
FIG. 8 is a rear-view of the earplug.

1 Claim, 1 Drawing Sheet



(56)

References Cited

U.S. PATENT DOCUMENTS

7,984,716 B2 7/2011 Purcell et al.
8,113,207 B2 2/2012 Gehling et al.
8,161,975 B2 4/2012 Turdjian
D697,609 S * 1/2014 Pick D24/106

D697,615 S * 1/2014 Pick et al. D24/106
2002/0139707 A1 * 10/2002 Hakansson 206/526
2006/0102418 A1 5/2006 Magidson
2010/0294285 A1 11/2010 Turdjian
2012/0073583 A1 3/2012 Turdjian
2012/0199143 A1 8/2012 Turdjian et al.
2012/0272974 A1 11/2012 Magidson et al.

* cited by examiner

FIG. 1




FIG. 2




FIG. 3

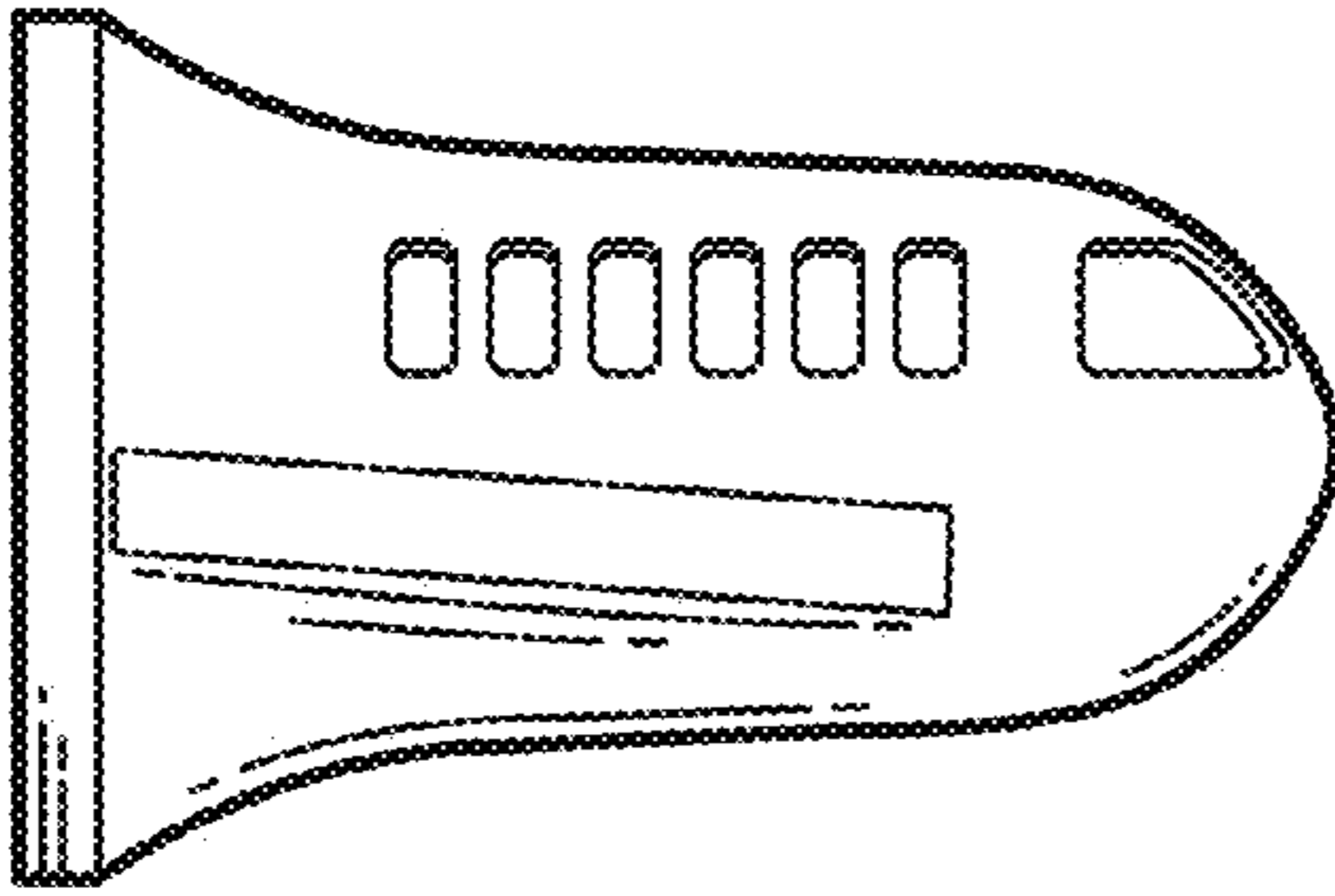


FIG. 4

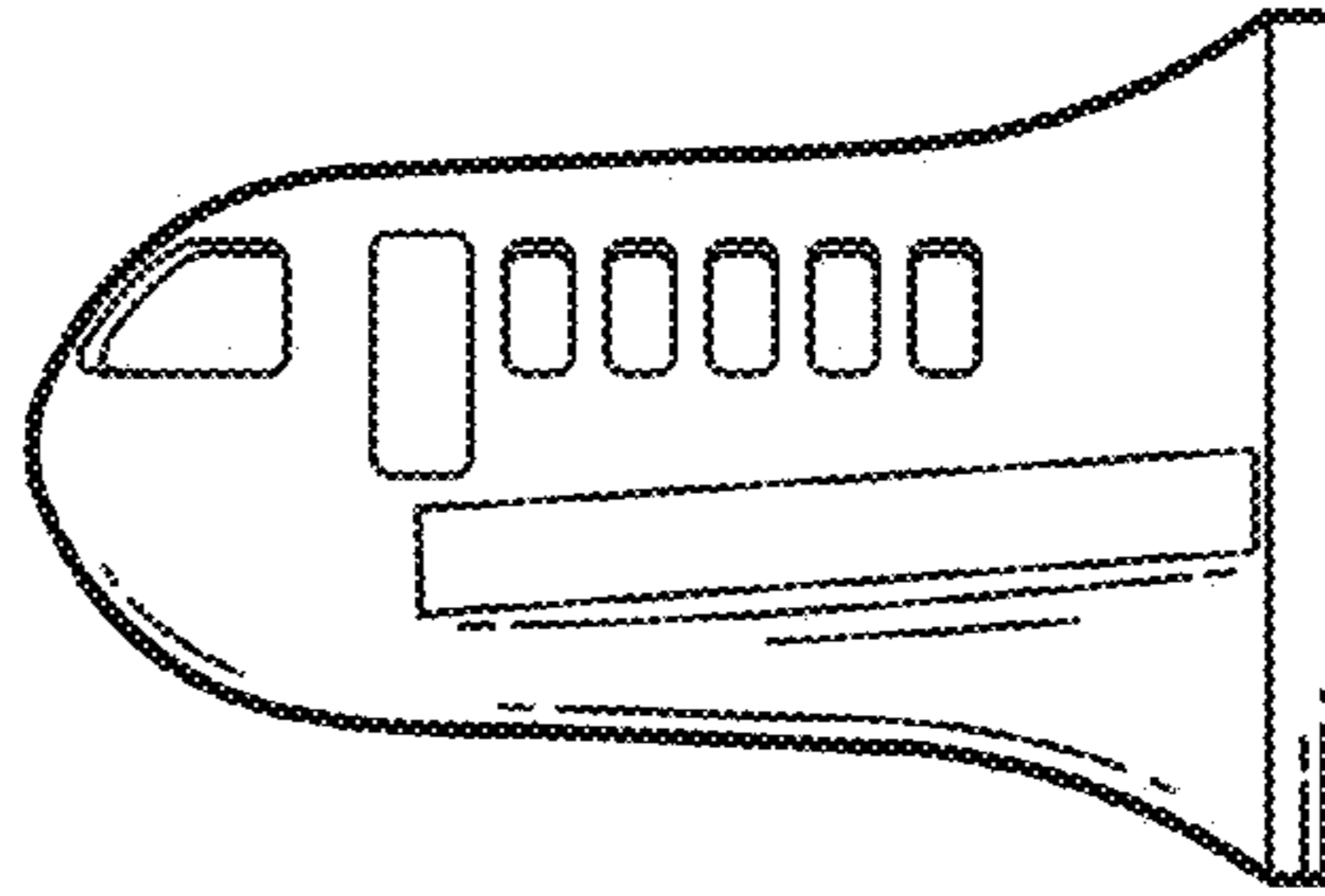


FIG. 5

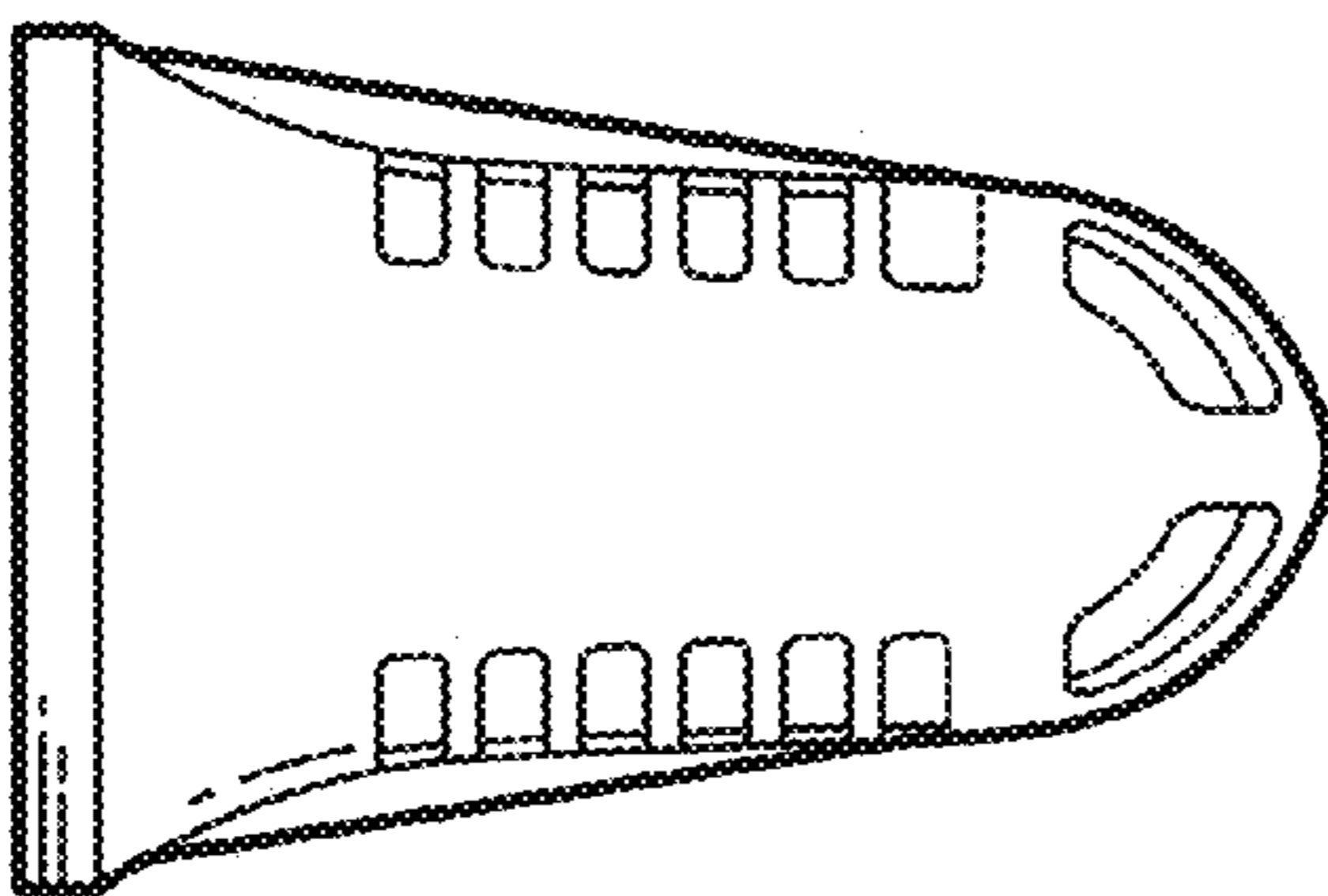


FIG. 6

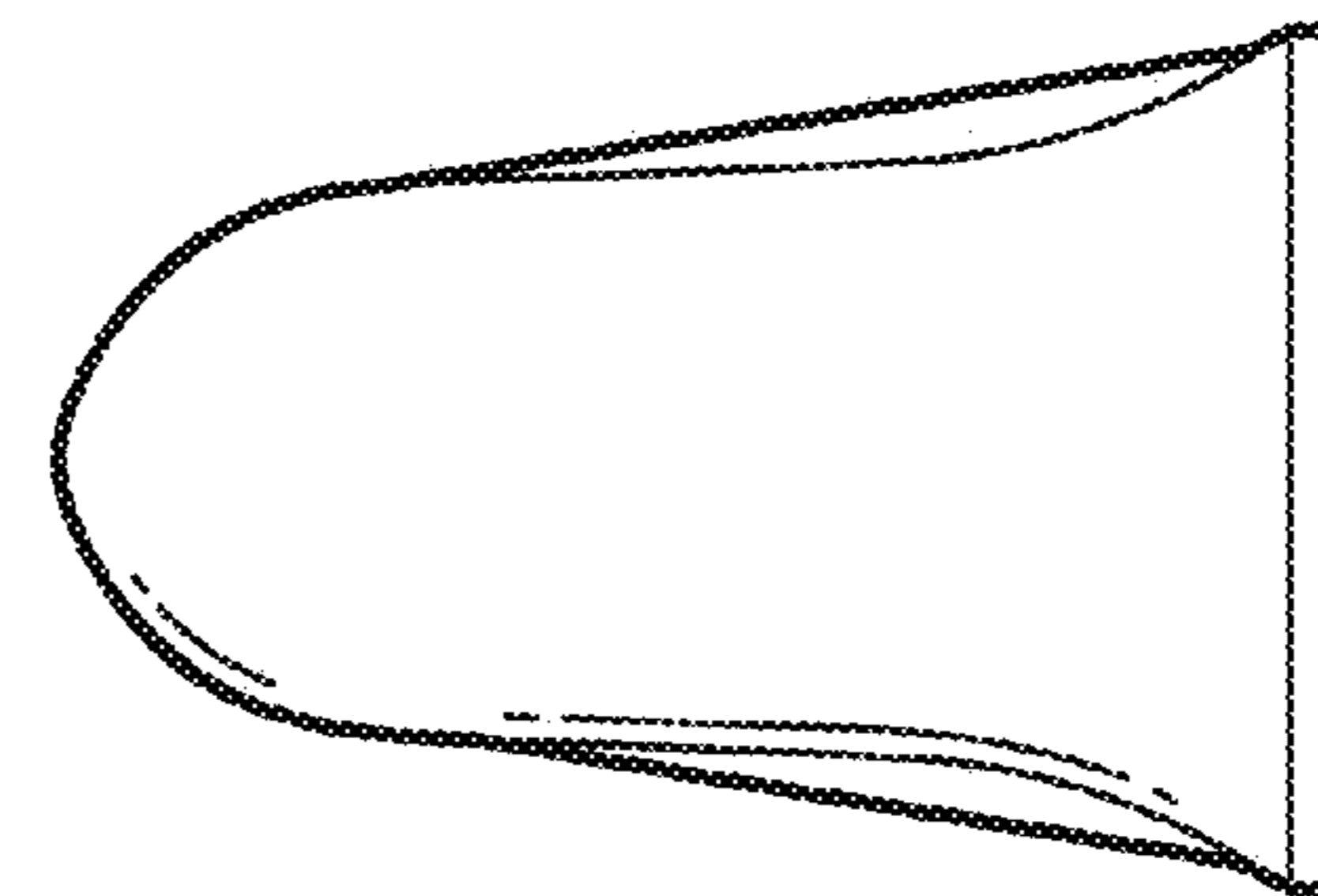


FIG. 7

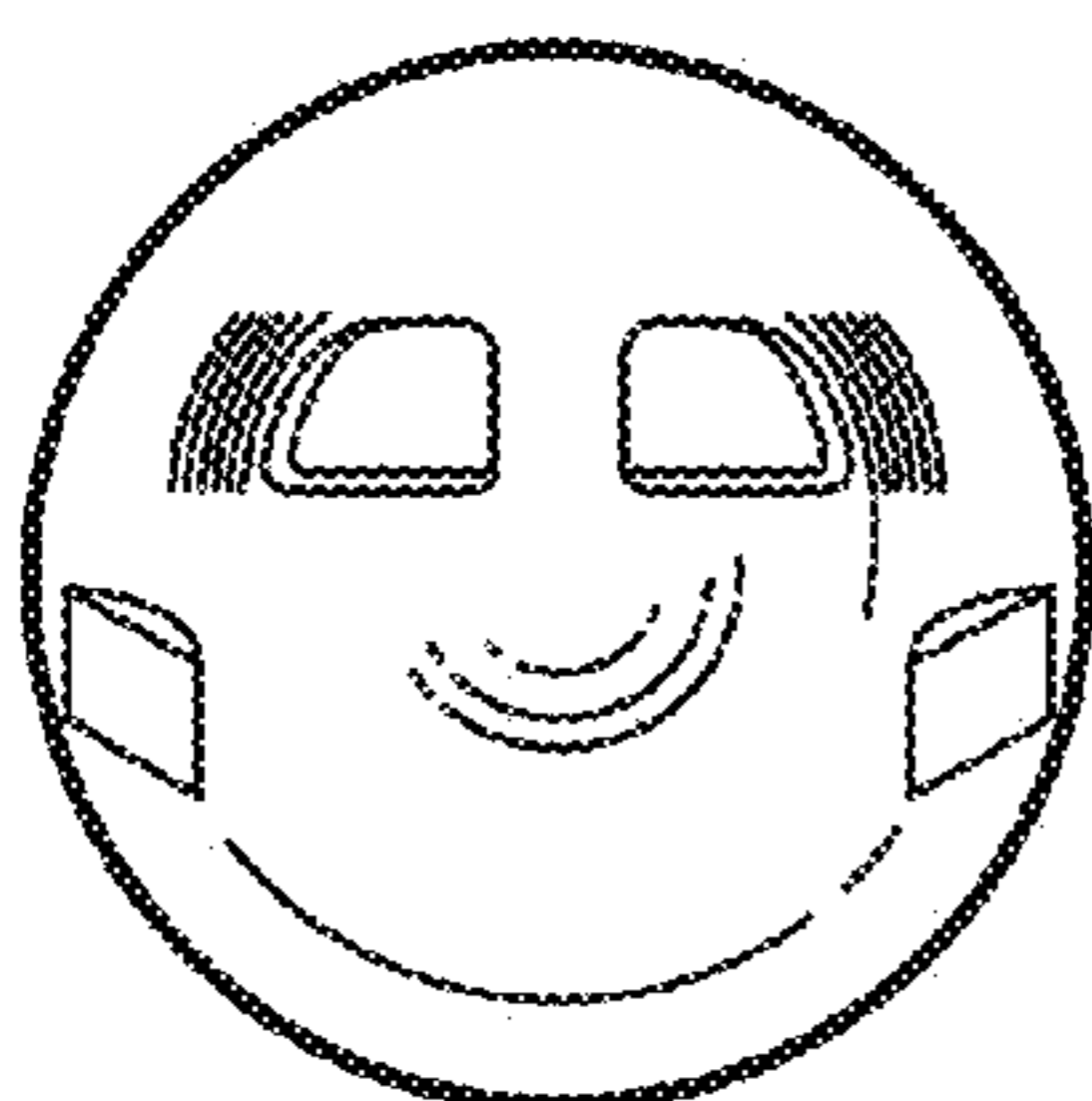


FIG. 8

