



US00D745135S

(12) **United States Design Patent**
Butler

(10) **Patent No.:** **US D745,135 S**

(45) **Date of Patent:** **** *Dec. 8, 2015**

(54) **EARPLUG**

(71) Applicant: **Bumble BE Holdings, LLC**, Los Angeles, CA (US)

(72) Inventor: **Steven Daniel Butler**, Torrance, CA (US)

(73) Assignee: **Bumble BE Holdings, LLC**, Los Angeles, CA (US)

(*) Notice: This patent is subject to a terminal disclaimer.

(**) Term: **14 Years**

(21) Appl. No.: **29/492,270**

(22) Filed: **May 29, 2014**

(51) **LOC (10) Cl.** **24-04**

(52) **U.S. Cl.**
USPC **D24/106**

(58) **Field of Classification Search**
USPC D24/106, 173, 174; D14/205, 206, 223; D29/112
CPC A61F 11/08; A61F 11/10; A61F 2011/085
See application file for complete search history.

(56) **References Cited**

U.S. PATENT DOCUMENTS

D195,322 S *	5/1963	Hill	D24/106
D239,416 S *	3/1976	Visor	D24/106
D259,279 S *	5/1981	Takeda	D24/106
4,774,938 A	10/1988	Leight		
4,867,149 A	9/1989	Falco		
5,036,681 A	8/1991	Schaerer		
5,113,967 A	5/1992	Killion et al.		
5,819,745 A *	10/1998	Mobley et al.	128/864
5,904,143 A	5/1999	Magidson et al.		
5,957,136 A	9/1999	Magidson et al.		

5,988,313 A	11/1999	Hakansson		
6,006,857 A	12/1999	Leight et al.		
D427,304 S	6/2000	Magidson et al.		
D435,645 S	12/2000	Westerdal		
D437,048 S	1/2001	Hirshfeld		
6,264,870 B1	7/2001	Hakansson		
6,440,339 B1	8/2002	Magidson et al.		
D481,118 S	10/2003	Doty et al.		
D492,766 S *	7/2004	Falco	D24/106
D512,141 S	11/2005	Mishkin et al.		
6,981,504 B2	1/2006	Jenkins, Jr.		
D521,637 S	5/2006	Yang		
D529,169 S	9/2006	Ryan		
7,107,993 B2	9/2006	Magidson		
D535,644 S	1/2007	Drambarean et al.		
D536,089 S	1/2007	Magidson et al.		
D539,415 S *	3/2007	Fleming	D24/106
7,305,992 B2	12/2007	Fleming		
7,314,047 B2	1/2008	Falco		
D591,732 S *	5/2009	Burton	D14/223
D592,300 S *	5/2009	Yeh	D24/106
7,537,011 B2	5/2009	Falco		
D606,189 S	12/2009	Lajtai		
7,697,706 B2	4/2010	Doty		
D624,999 S	10/2010	Turdjian et al.		

(Continued)

Primary Examiner — Ian Simmons

Assistant Examiner — Richelle G Shelton

(74) *Attorney, Agent, or Firm* — Risso & Associates

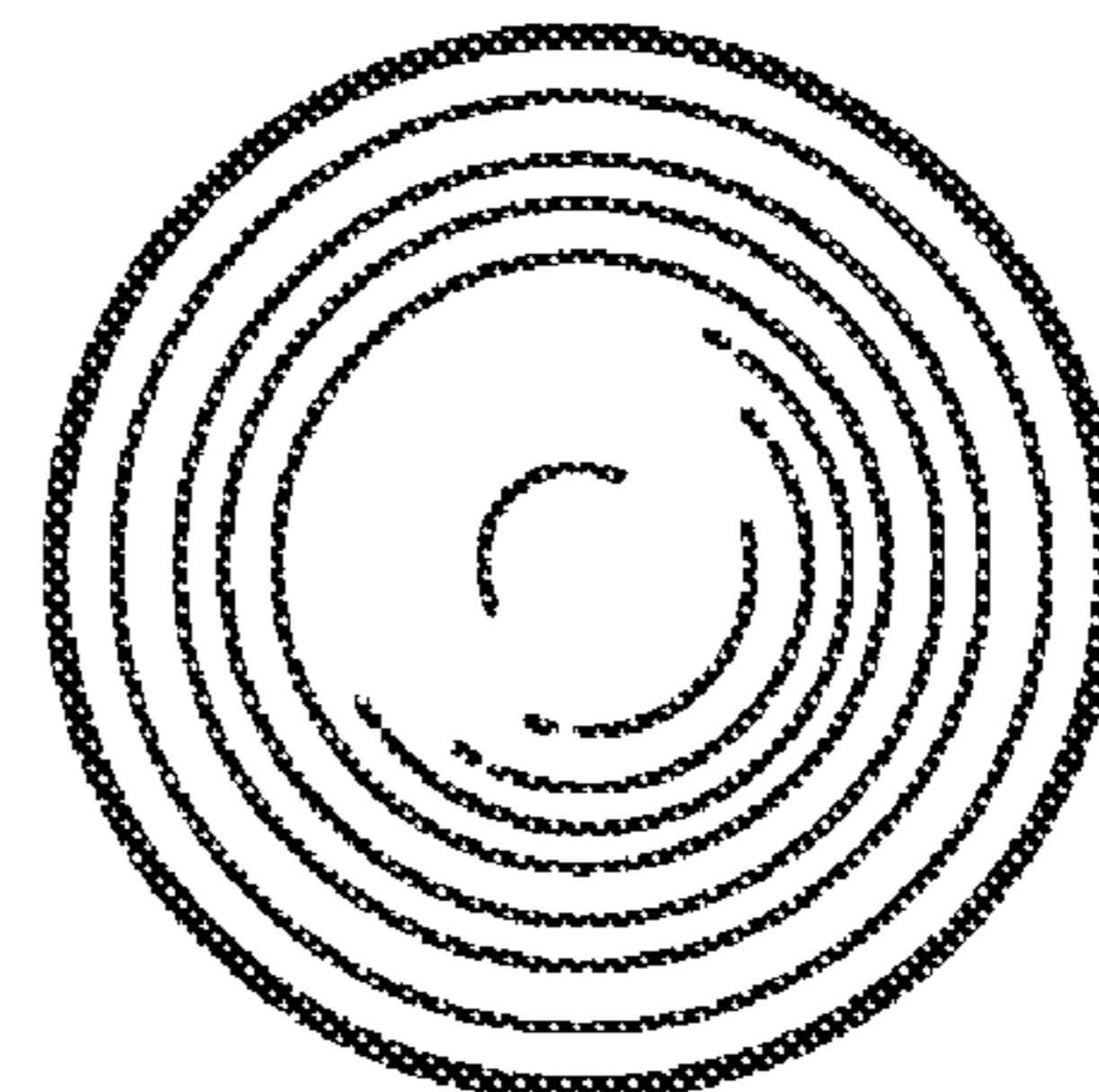
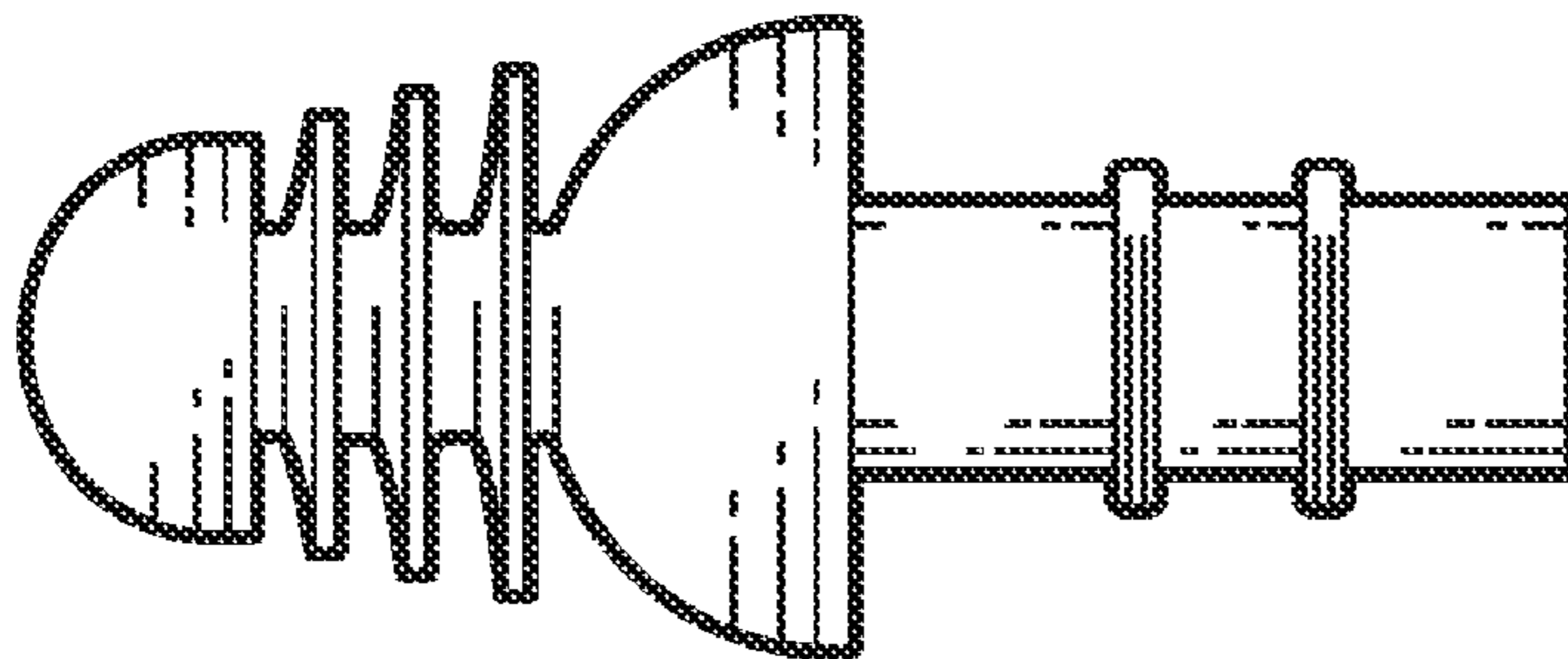
(57) **CLAIM**

The ornamental design for an earplug, as shown and described.

DESCRIPTION

FIG. 1 is a left, front-perspective view of an earplug;
FIG. 2 is a right, rear-perspective view of the earplug;
FIG. 3 is a right, side-view of the earplug, with the left, side-view being a mirror image thereof;
FIG. 4 is a rear-view of the earplug; and,
FIG. 5 is a front-view of the earplug.

1 Claim, 1 Drawing Sheet



(56)

References Cited

U.S. PATENT DOCUMENTS

7,819,121	B2 *	10/2010	Amer	128/842	8,479,744	B2 *	7/2013	Fleming	128/864
7,967,015	B2	6/2011	Jenkins, Jr.			2002/0066455	A1 *	6/2002	Falco	128/864
7,984,716	B2	7/2011	Purcell et al.			2003/0172938	A1 *	9/2003	Falco	128/864
D651,302	S *	12/2011	Falco	D24/106	2006/0102418	A1	5/2006	Magidson		
8,113,207	B2	2/2012	Gehling et al.			2007/0183606	A1 *	8/2007	Doty	381/72
8,161,975	B2	4/2012	Turdjian			2010/0294285	A1	11/2010	Turdjian		
						2012/0073583	A1	3/2012	Turdjian		
						2012/0199143	A1	8/2012	Turdjian et al.		
						2012/0272974	A1	11/2012	Magidson et al.		

* cited by examiner

FIG. 1

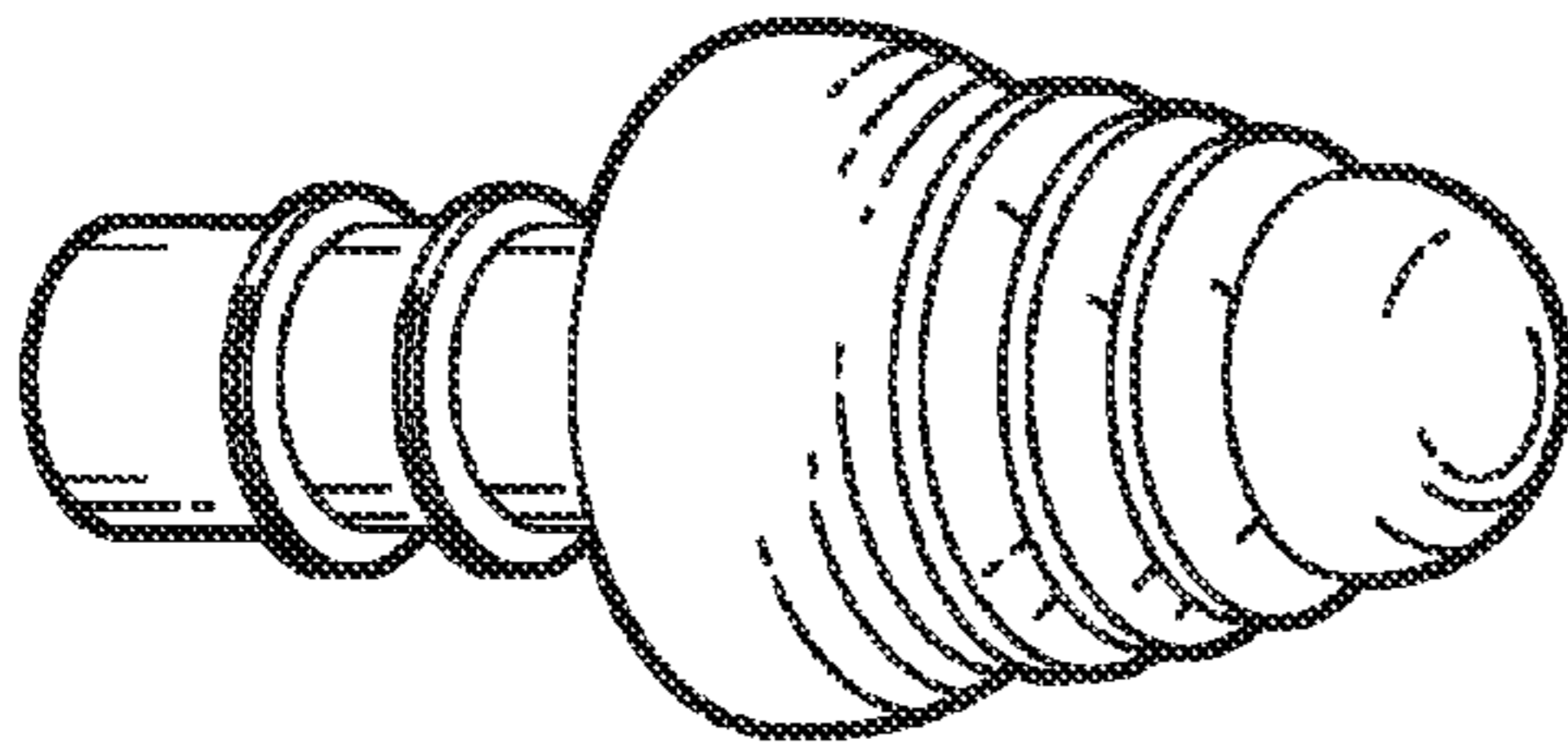


FIG. 2

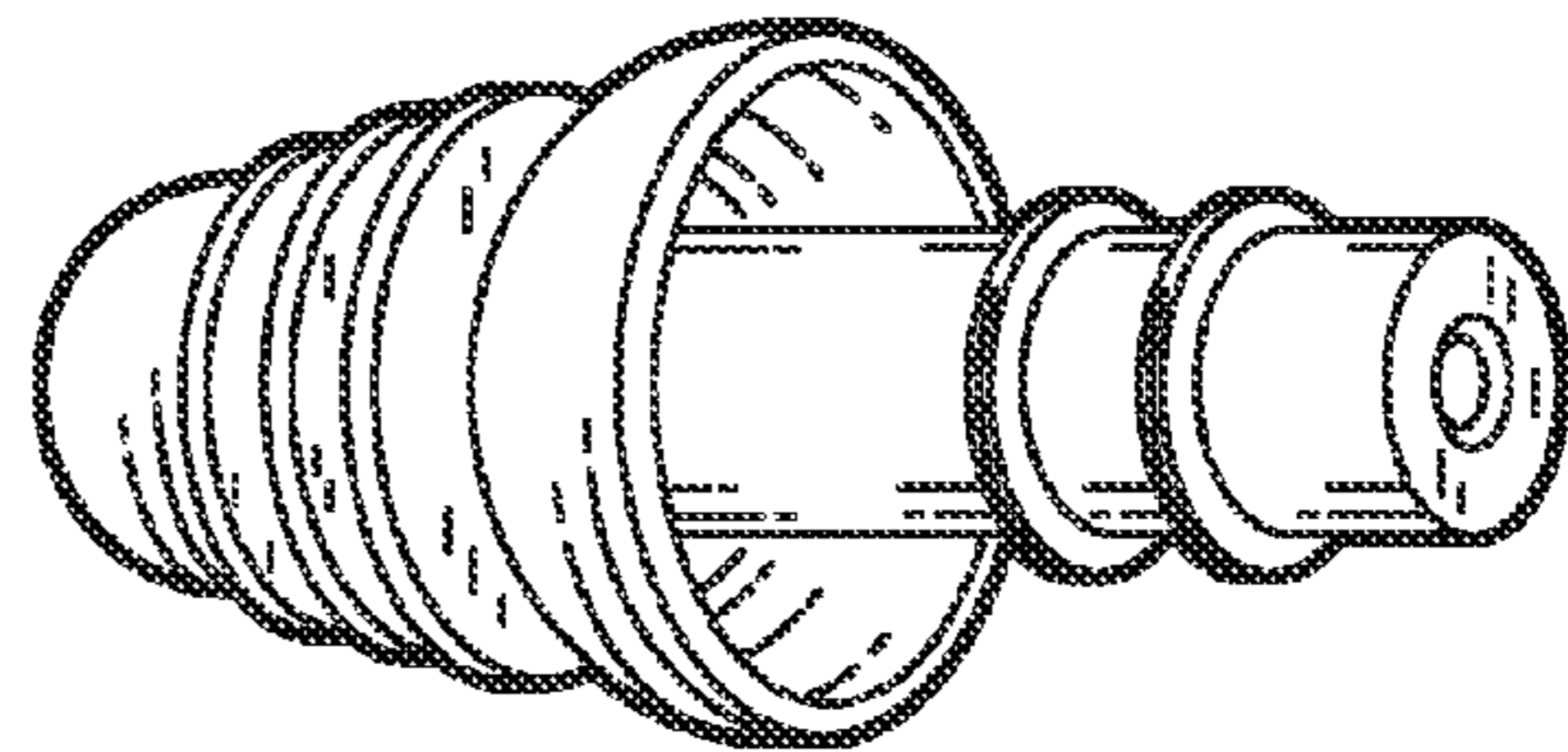


FIG. 3

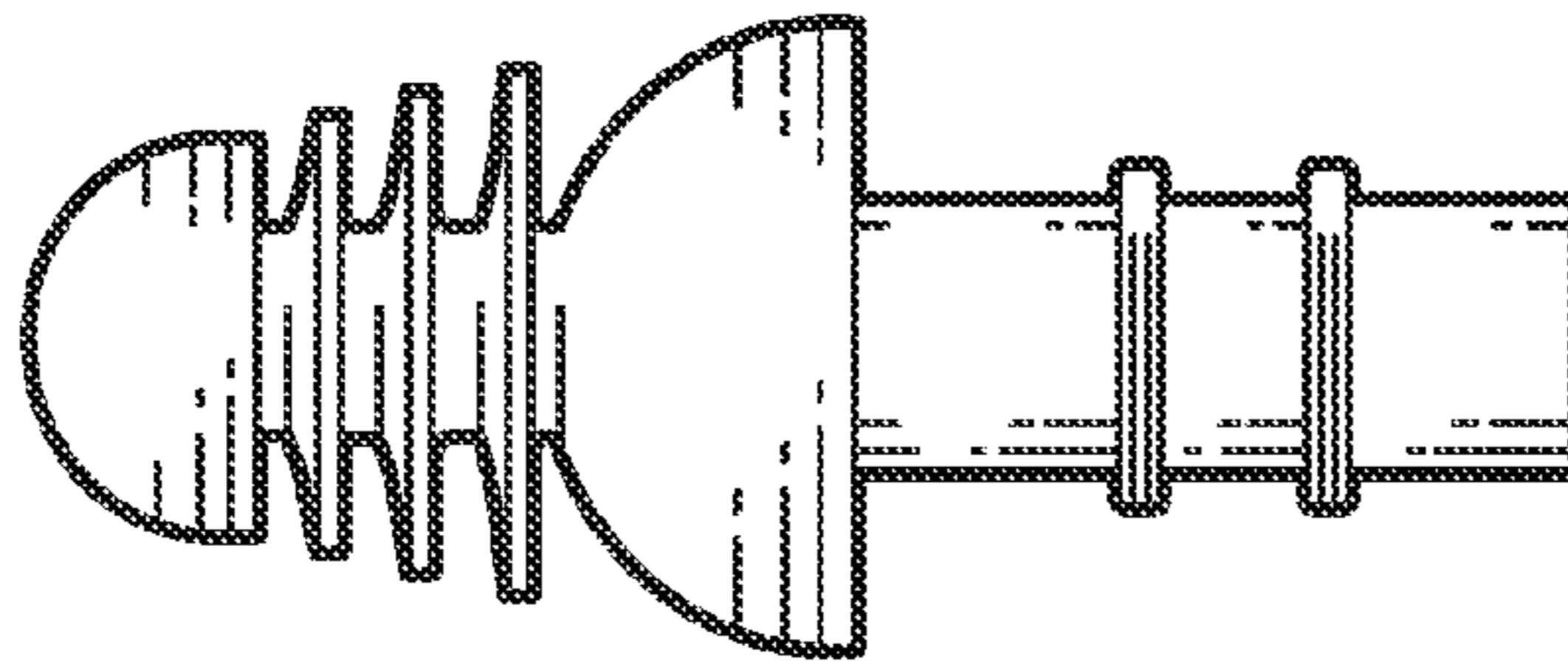


FIG. 4

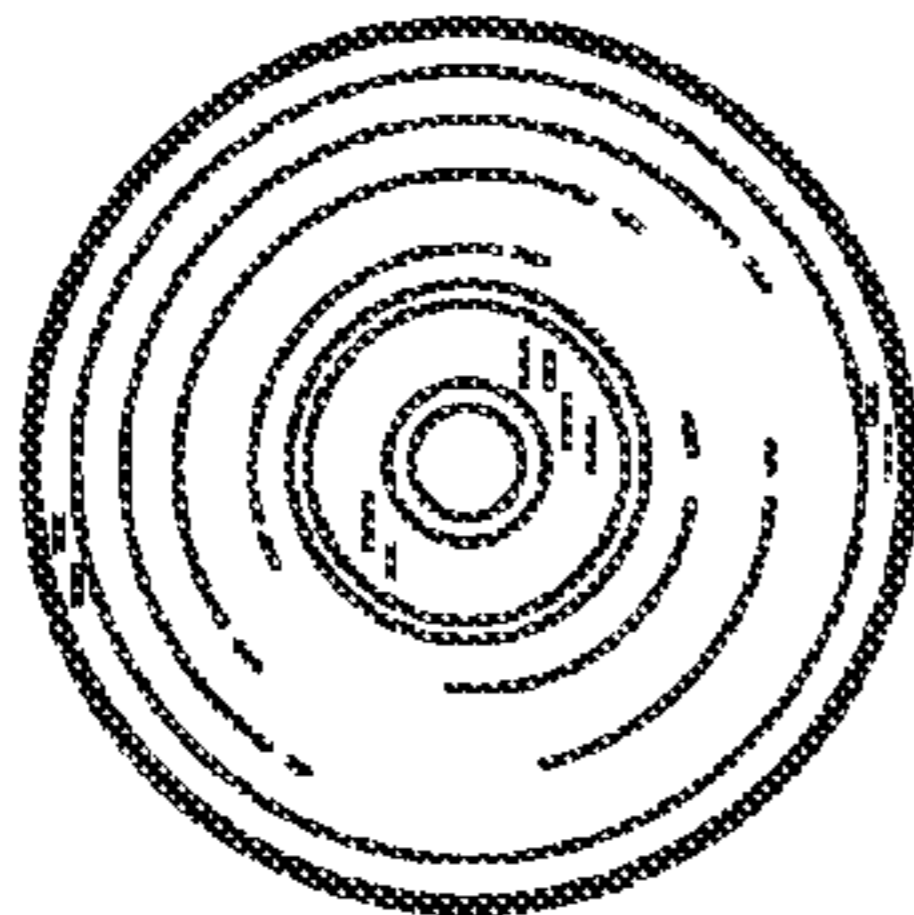


FIG. 5

