



US00D745124S

(12) **United States Design Patent**
Schonherr et al.

(10) **Patent No.:** **US D745,124 S**
(45) **Date of Patent:** **** Dec. 8, 2015**

(54) **DROP IN SINK**

(71) Applicant: **Ronbow Corporation**, Fremont, CA
(US)

(72) Inventors: **Thomas Schonherr**, Stuttgart (DE);
Andreas Diefenbach, Stuttgart (DE);
Sven Feustel, Stuttgart (DE)

(73) Assignee: **Ronbow Corporation**, Fremont, CA
(US)

(**) Term: **14 Years**

(21) Appl. No.: **29/515,851**

(22) Filed: **Jan. 27, 2015**

(51) **LOC (10) Cl.** **23-02**

(52) **U.S. Cl.**
USPC **D23/293.1**

(58) **Field of Classification Search**
USPC D23/271-274, 284, 286, 291-293.1,
D23/303, 308

CPC E03C 1/00; E03C 1/01; E03C 1/02;
E03C 1/12; E03C 1/18

See application file for complete search history.

(56) **References Cited**

U.S. PATENT DOCUMENTS

D487,502 S * 3/2004 Ruxchaivan D23/293.1
D507,040 S * 7/2005 Ferrer Beltran D23/284
D530,799 S * 10/2006 Soulier D23/293.1
D545,947 S * 7/2007 Bruce D23/293.1
D575,854 S * 8/2008 Gozzi D23/284

* cited by examiner

Primary Examiner — Robert Delehanty

(74) *Attorney, Agent, or Firm* — Thomas Schneck

(57) **CLAIM**

We claim the design for a drop in sink, as shown and described.

DESCRIPTION

FIG. 1 is a top front right perspective view of a drop in sink of our design, the dashed lines representing an unclaimed feature;


FIG. 2 is a top plan view thereof, the bottom plan view being plain, unornamented and unclaimed, the dashed lines representing unclaimed features;

FIG. 3 is a right side elevational view thereof, the left side view being a mirror image thereof;

FIG. 4 is a front elevational view thereof; and,

FIG. 5 is a rear elevational view thereof.

1 Claim, 5 Drawing Sheets






FIG. 1

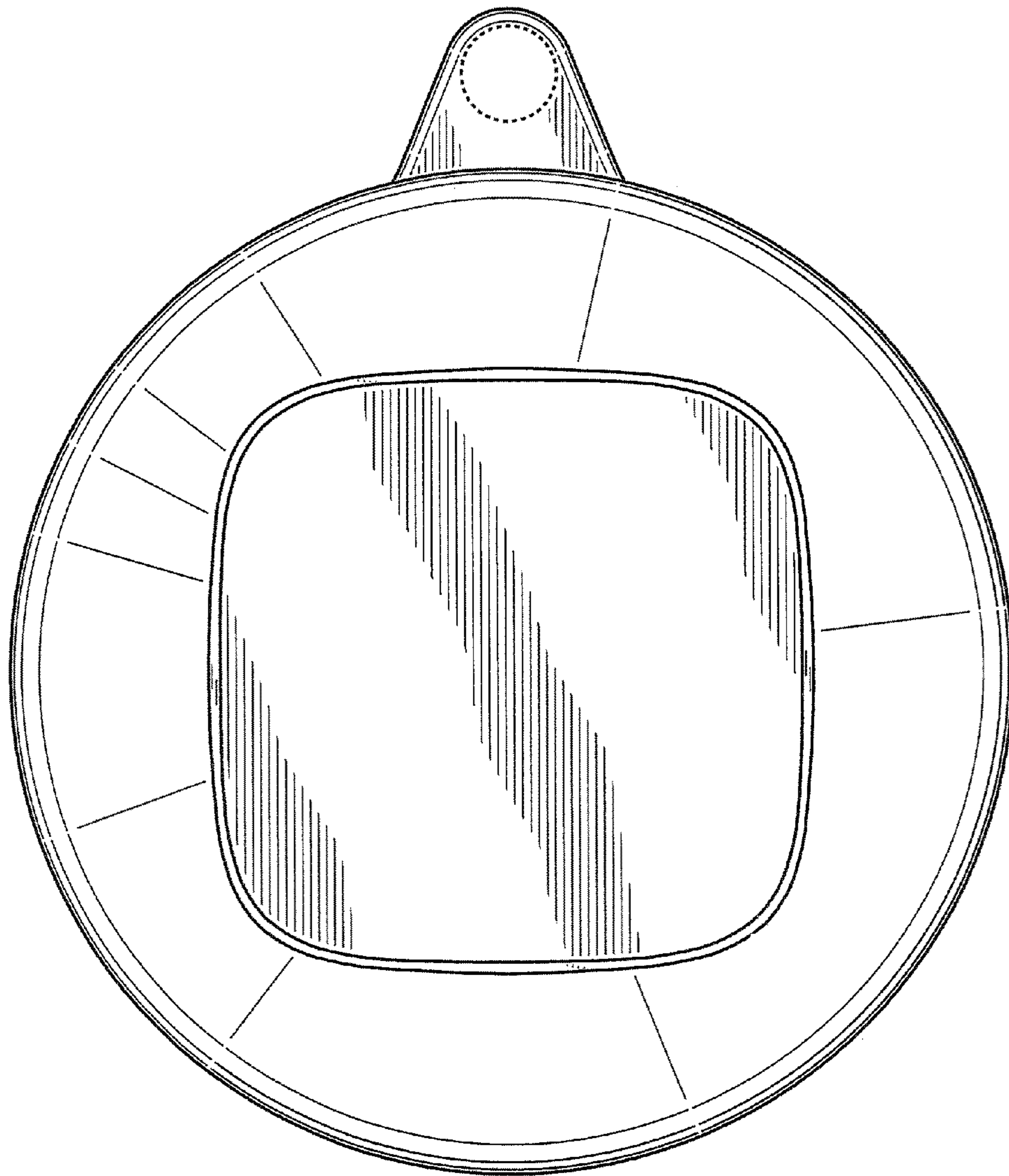


FIG. 2




FIG. 3

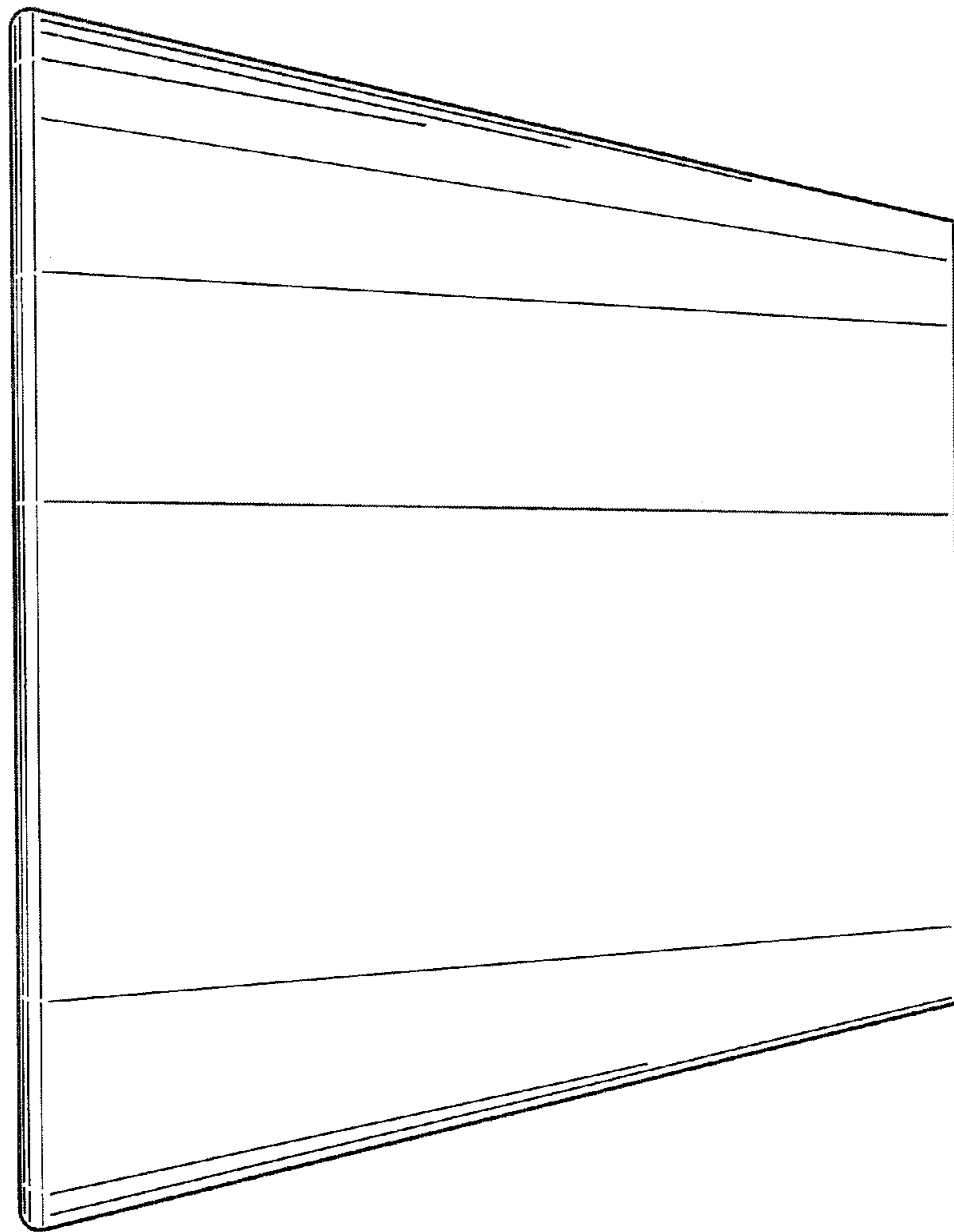


FIG. 4

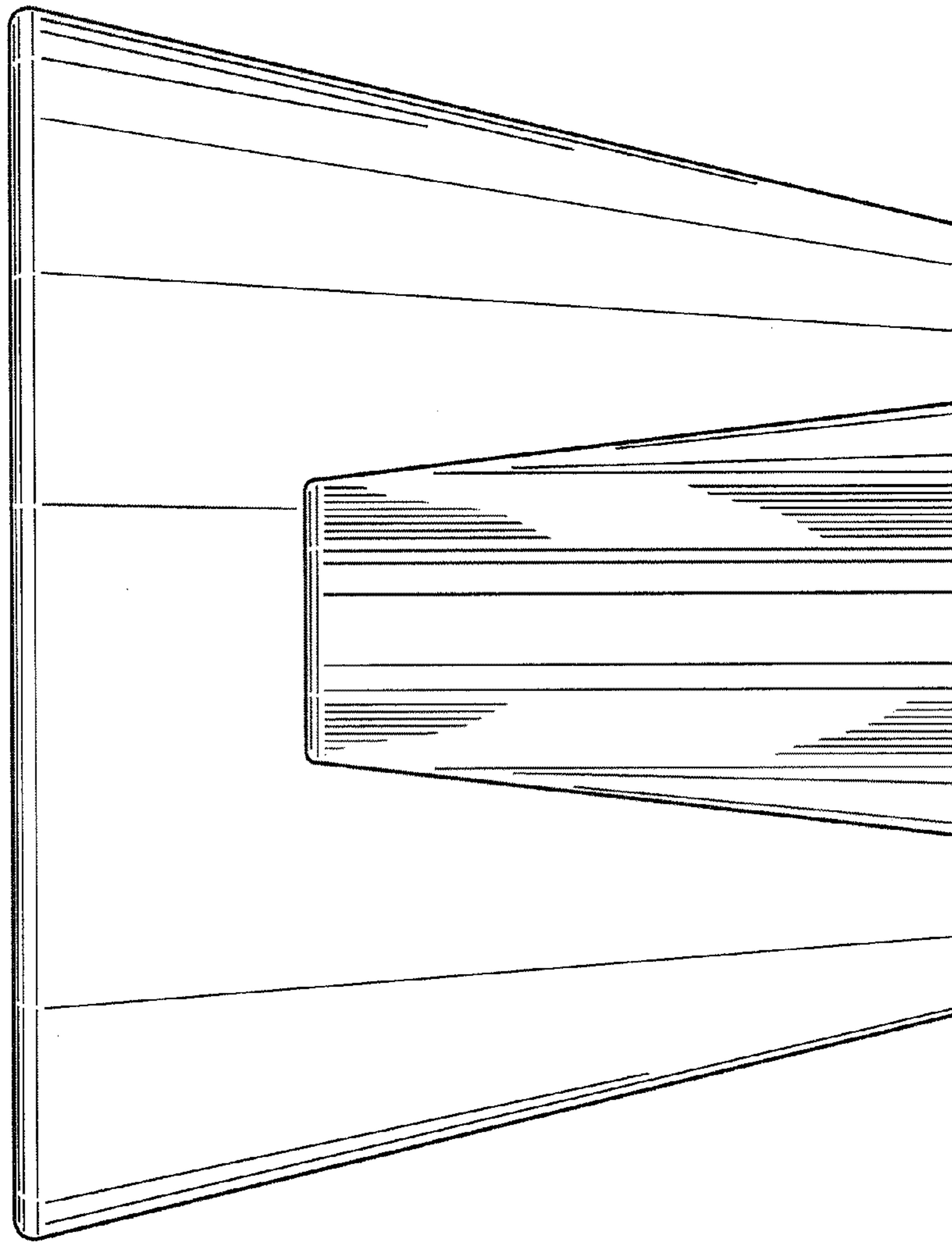


FIG. 5