



US00D745101S

(12) **United States Design Patent**
Cottin

(10) **Patent No.:** **US D745,101 S**

(45) **Date of Patent:** **** Dec. 8, 2015**

(54) **SWIMMING BELT**

(71) Applicant: **Didier Cottin**, Toulouse (FR)

(72) Inventor: **Didier Cottin**, Toulouse (FR)

(**) Term: **14 Years**

(21) Appl. No.: **29/500,205**

(22) Filed: **Aug. 22, 2014**

(51) **LOC (10) Cl.** **29-02**

(52) **U.S. Cl.**
USPC **D21/805**

(58) **Field of Classification Search**
USPC D21/804–807; D29/100, 101.1, 101, 4;
2/456, 458, 467, 463; 441/88, 89, 106,
441/108, 111, 114–117; D6/392, 595, 596,
D6/601, 604, 605
CPC B63C 9/115
See application file for complete search history.

(56) **References Cited**

U.S. PATENT DOCUMENTS

D280,005 S * 8/1985 Jones D21/805
D320,059 S * 9/1991 Bedortha et al. D21/805

5,092,802 A * 3/1992 Jones 441/106
D396,076 S * 7/1998 Muasher D21/662
D410,132 S * 5/1999 Hottenroth D21/805
D420,716 S * 2/2000 Kiefer et al. D21/805
D510,117 S * 9/2005 Jones D21/805
D672,421 S * 12/2012 Conlan D21/805

* cited by examiner

Primary Examiner — Zenia Bennett

(74) *Attorney, Agent, or Firm* — Egbert Law Offices, PLLC

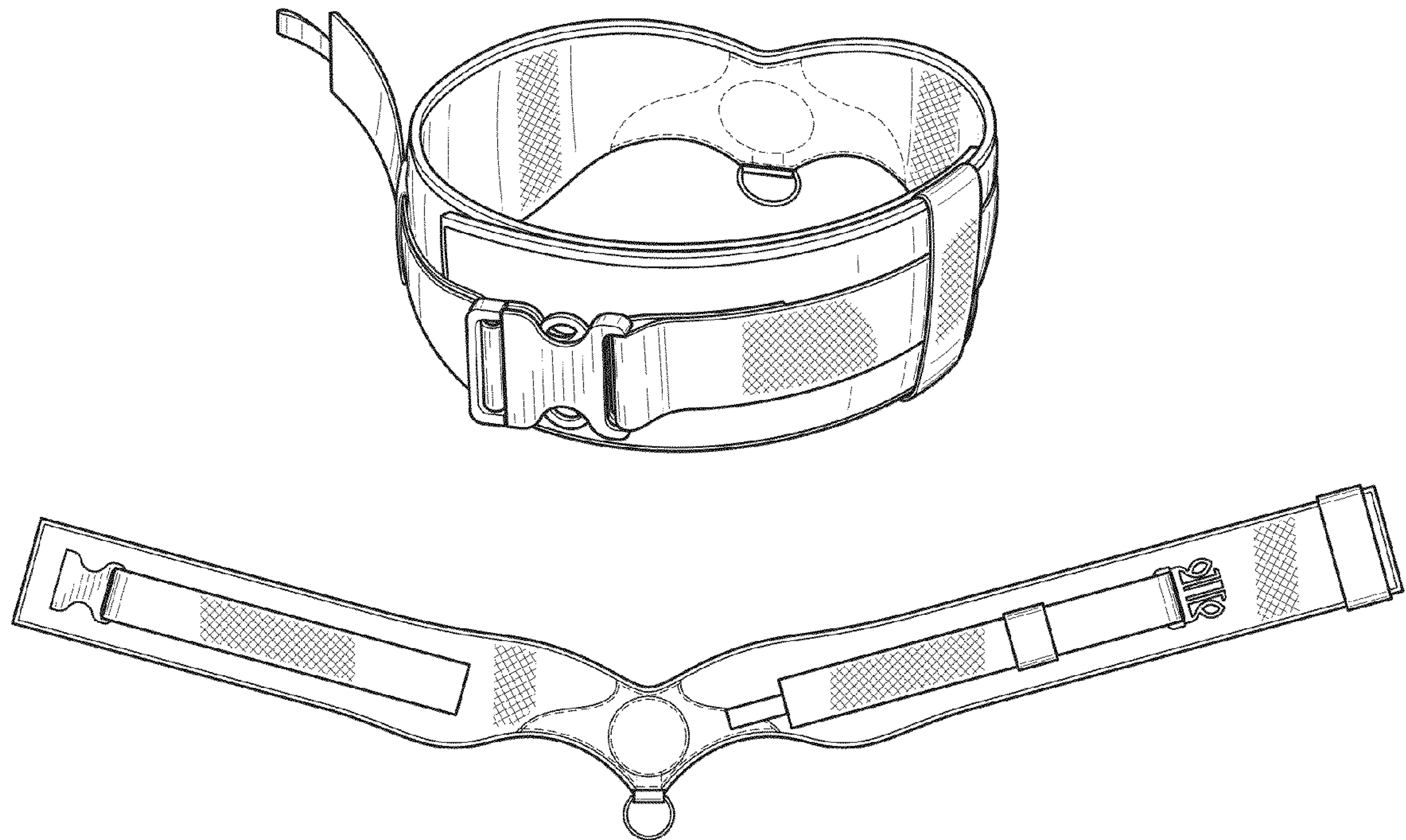
(57) **CLAIM**

The ornamental design for a swimming belt, as shown and described.

DESCRIPTION

FIG. 1 is a perspective view of a swimming belt showing my new design, the swimming belt being in a condition of use.
FIG. 2 is a front view thereof;
FIG. 3 is a rear view thereof;
FIG. 4 is a side view thereof;
FIG. 5 is an opposite side view thereof;
FIG. 6 is a top view thereof; and,
FIG. 7 is a bottom view thereof.
The dashed lines shown in FIGS. 1, 2 and 3 represent stitching.

1 Claim, 2 Drawing Sheets



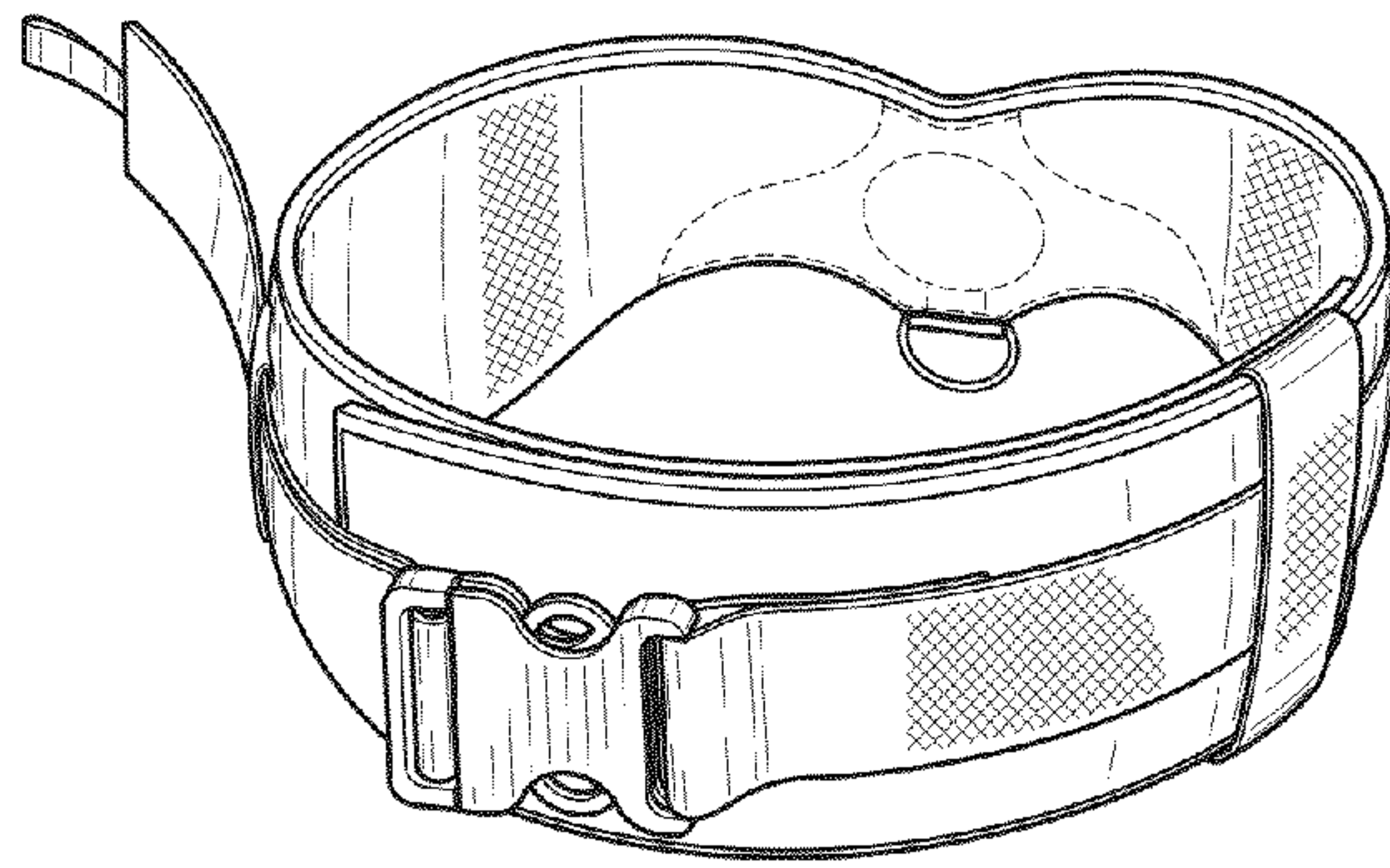


FIG. 1

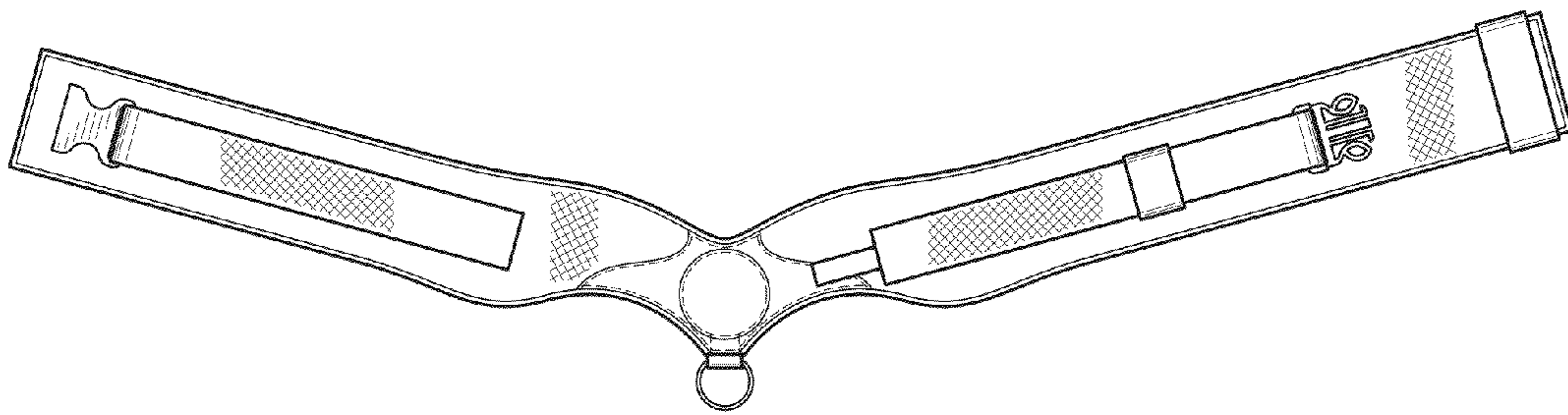


FIG. 2

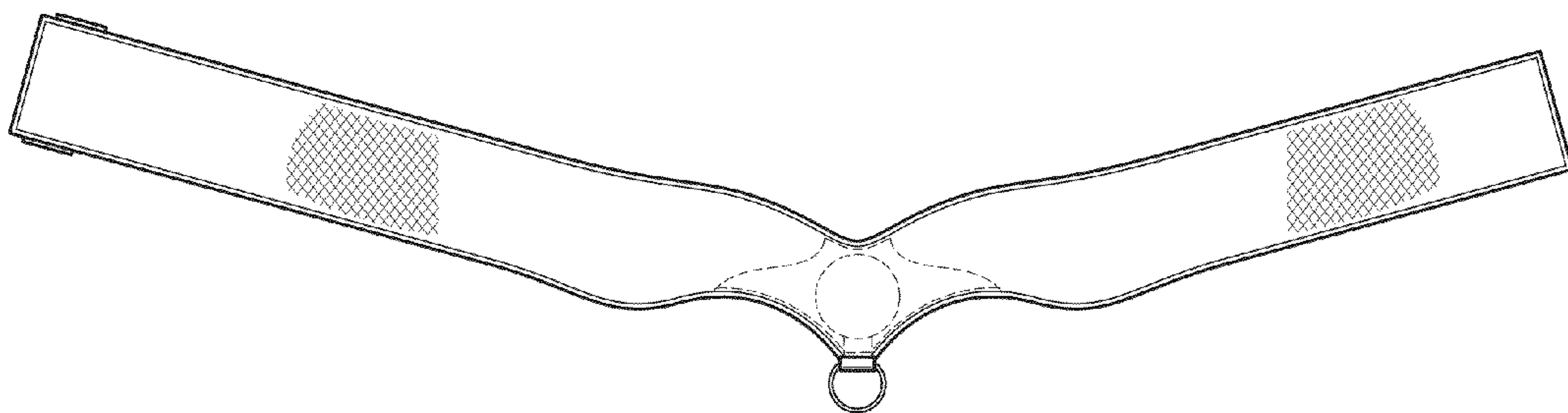


FIG. 3




FIG. 4



FIG. 5

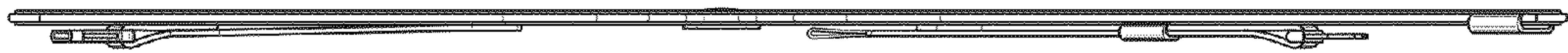


FIG. 6

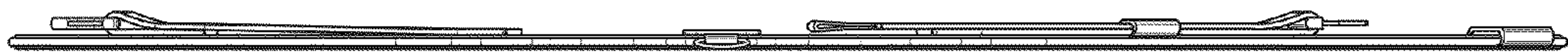


FIG. 7