



US00D745095S

(12) **United States Design Patent**
Hochstrasser

(10) **Patent No.:** **US D745,095 S**
(45) **Date of Patent:** **** Dec. 8, 2015**

- (54) **TOY**
- (71) Applicant: **Alex Hochstrasser**, Zurich (CH)
- (72) Inventor: **Alex Hochstrasser**, Zurich (CH)
- (**) Term: **15 Years**
- (21) Appl. No.: **29/533,785**
- (22) Filed: **Jul. 22, 2015**

Related U.S. Application Data

- (62) Division of application No. 29/485,216, filed on Mar. 17, 2014, now Pat. No. Des. 737,383.

(30) **Foreign Application Priority Data**

Sep. 18, 2013 (CH) 140354

- (51) **LOC (10) Cl.** **21-01**

- (52) **U.S. Cl.**
USPC **D21/473**; D21/398

(58) **Field of Classification Search**

USPC D21/398, 405, 407, 440, 467, 473, 483,
D21/493, 594, 621-649; D11/125, 141,
D11/157, 160; D19/59, 97; D20/29, 31, 34;
D23/212, 215, 222, 223; 446/92, 153,
446/177, 183, 220, 221, 222, 224, 225, 268,
446/316, 320, 324, 374, 475, 486, 487
CPC A63H 3/04; A63H 3/36; A63H 3/50;
A63H 9/00; A63H 23/00; A63H 23/10;
A63H 33/3022; A63H 33/3038
See application file for complete search history.

(56) **References Cited**

U.S. PATENT DOCUMENTS

D35,335 S * 11/1901 Luff D23/223
1,710,989 A 4/1929 Kelly 446/177

D113,238 S 2/1939 Reighard D21/621
2,219,130 A 10/1940 Herrmann 446/177
D159,668 S 8/1950 Schleich D21/621
D187,177 S 2/1960 Lawson D20/31
D248,786 S * 8/1978 Nakao D21/473
4,235,041 A 11/1980 Sweet 446/177
D281,890 S 12/1985 Routzong et al. D21/622
D285,946 S * 9/1986 Toth D21/467
D337,795 S 7/1993 Yale D21/440
D345,187 S * 3/1994 Smith D21/440
D360,001 S 7/1995 Sheldon D21/636
D484,553 S * 12/2003 Radosevich D21/623
D522,914 S 6/2006 Read D11/160
D540,885 S 4/2007 Civettini et al. D21/405
8,056,274 B2 * 11/2011 James G09F 19/00
239/16
8,070,552 B2 12/2011 Snyder 446/227
8,099,885 B1 1/2012 AlSeleten 40/406
D671,602 S 11/2012 Bradford D21/621
8,956,196 B2 * 2/2015 Rickenbach A63H 23/10
446/153
2012/0214381 A1 8/2012 Rickenbach et al. 446/153

* cited by examiner

Primary Examiner — Catherine Tuttle

- (57) **CLAIM**
The ornamental design for a toy, as shown and described.

DESCRIPTION

FIG. 1 is a bottom view of the toy showing my new design;
FIG. 2 is a rear view thereof;
FIG. 3 is a top view thereof;
FIG. 4 is a front view thereof;
FIG. 5 is a left side view thereof; and,
FIG. 6 is a right side view thereof.

1 Claim, 3 Drawing Sheets

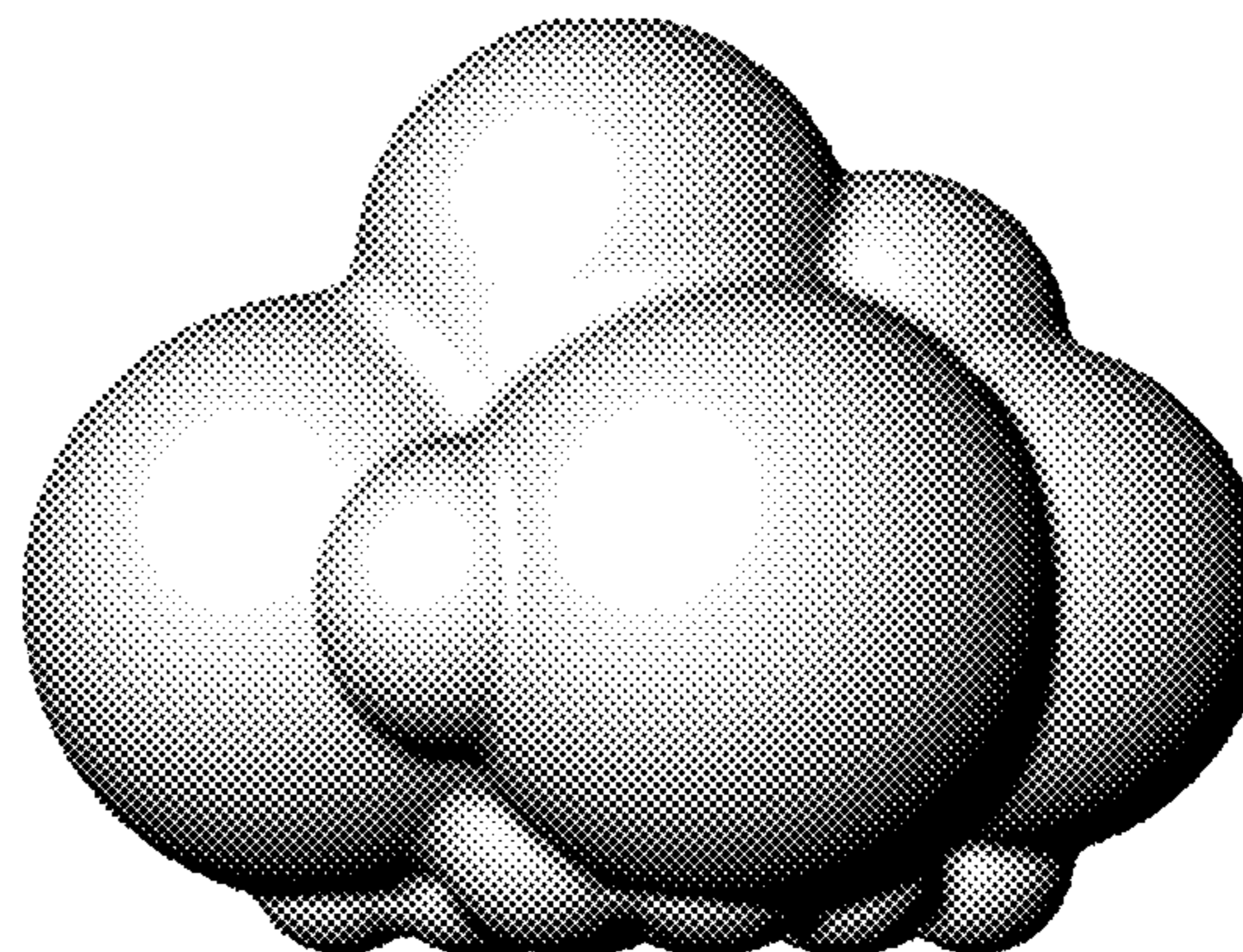
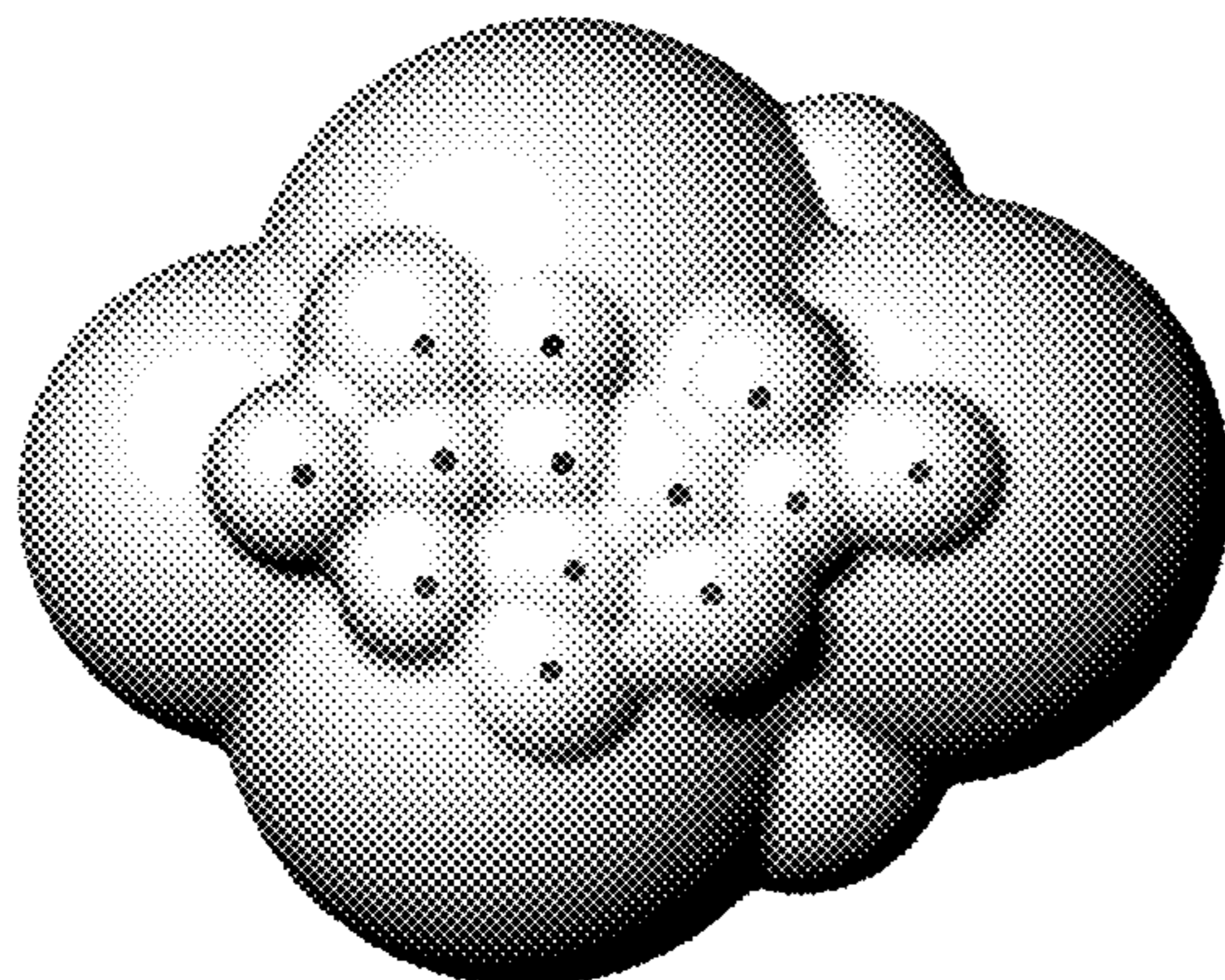


FIG. 1

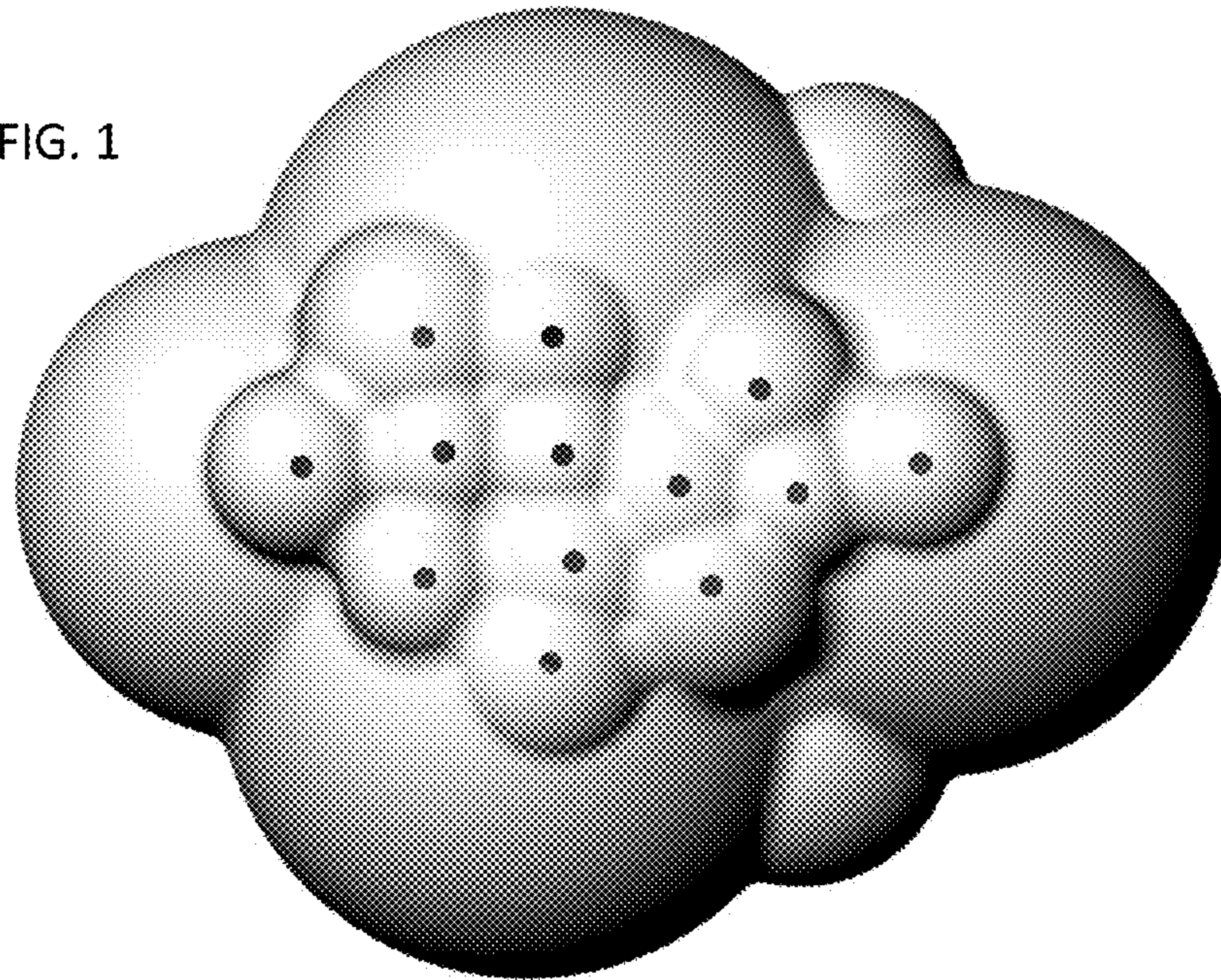


FIG. 2

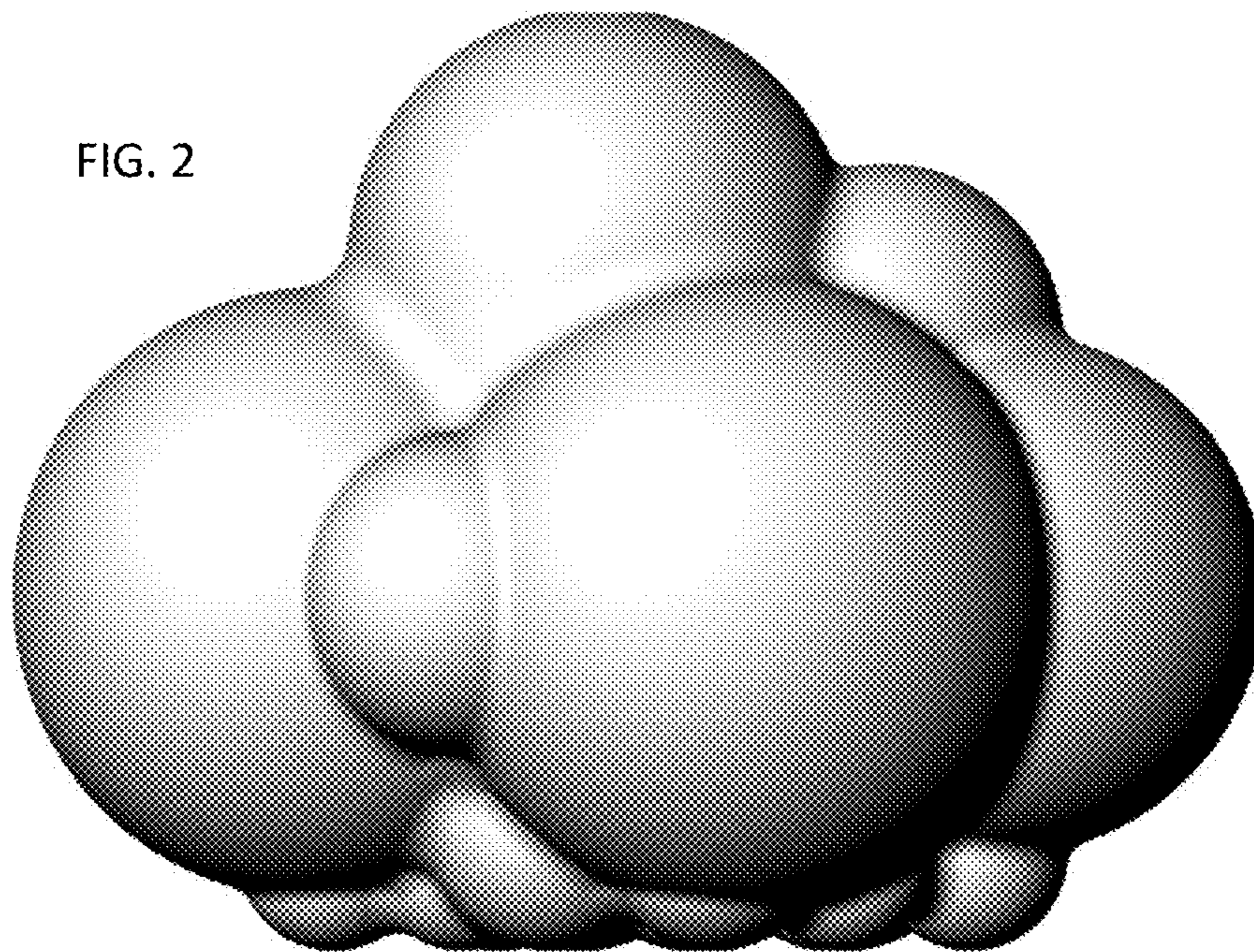


FIG. 3

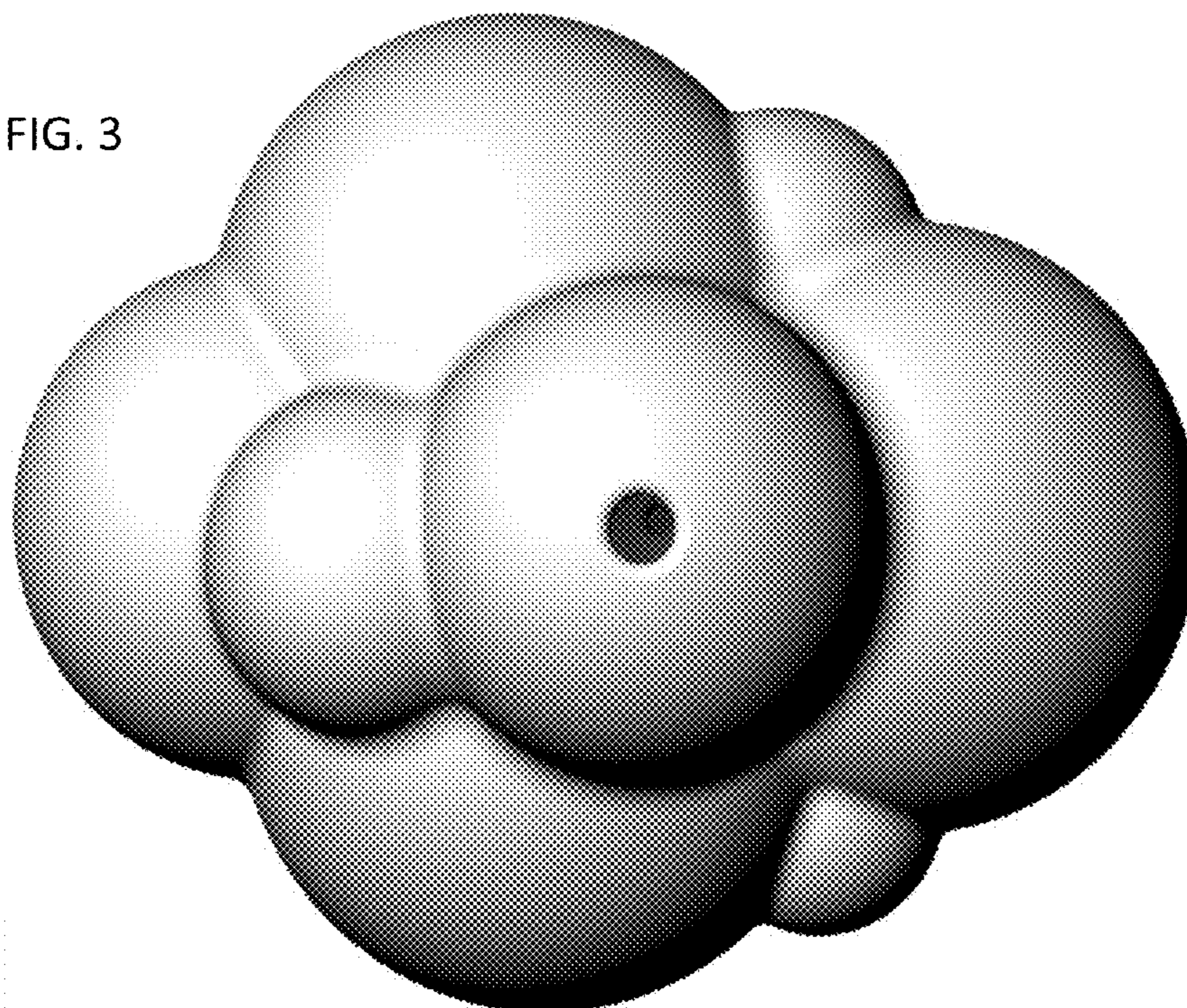


FIG. 4

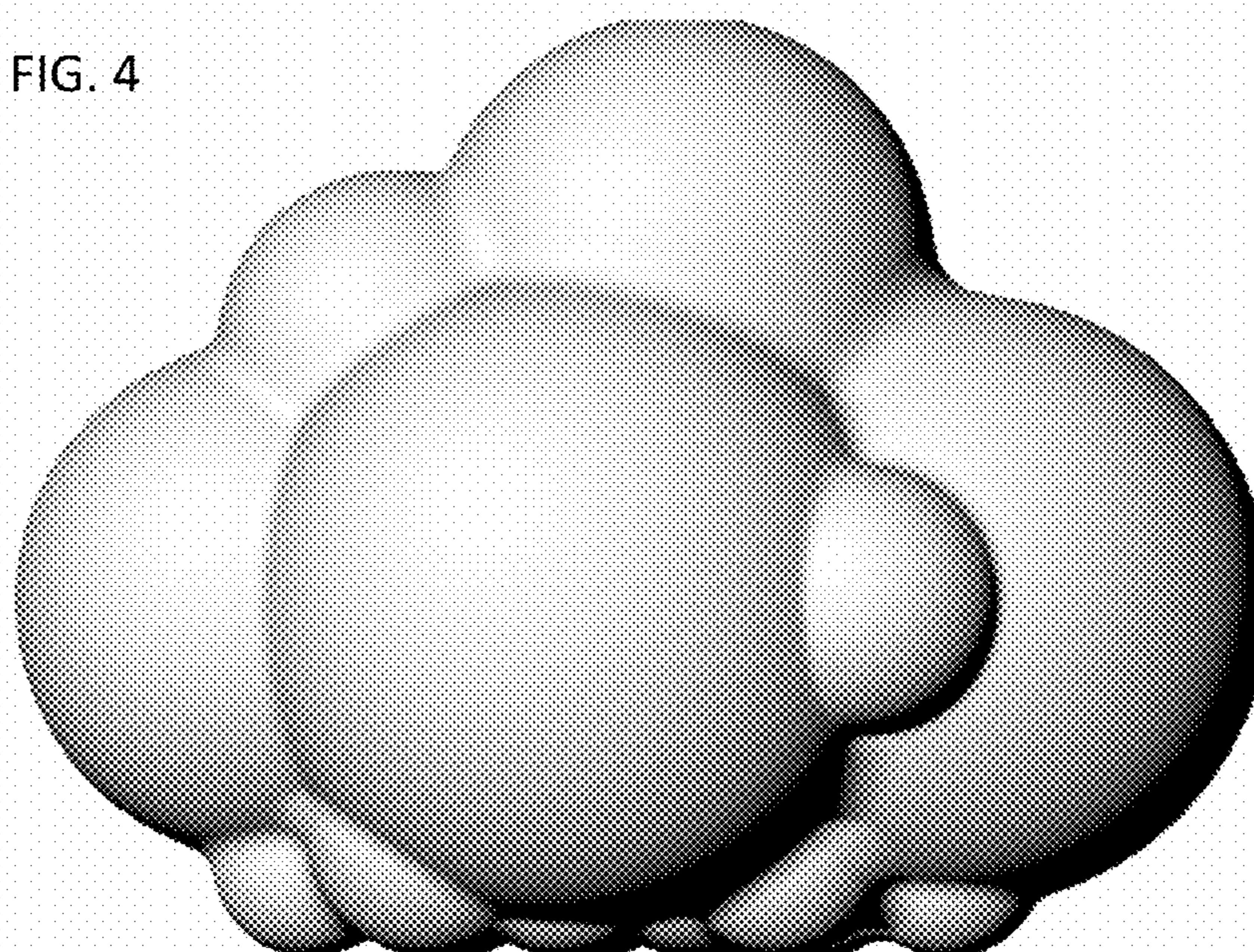


FIG. 5

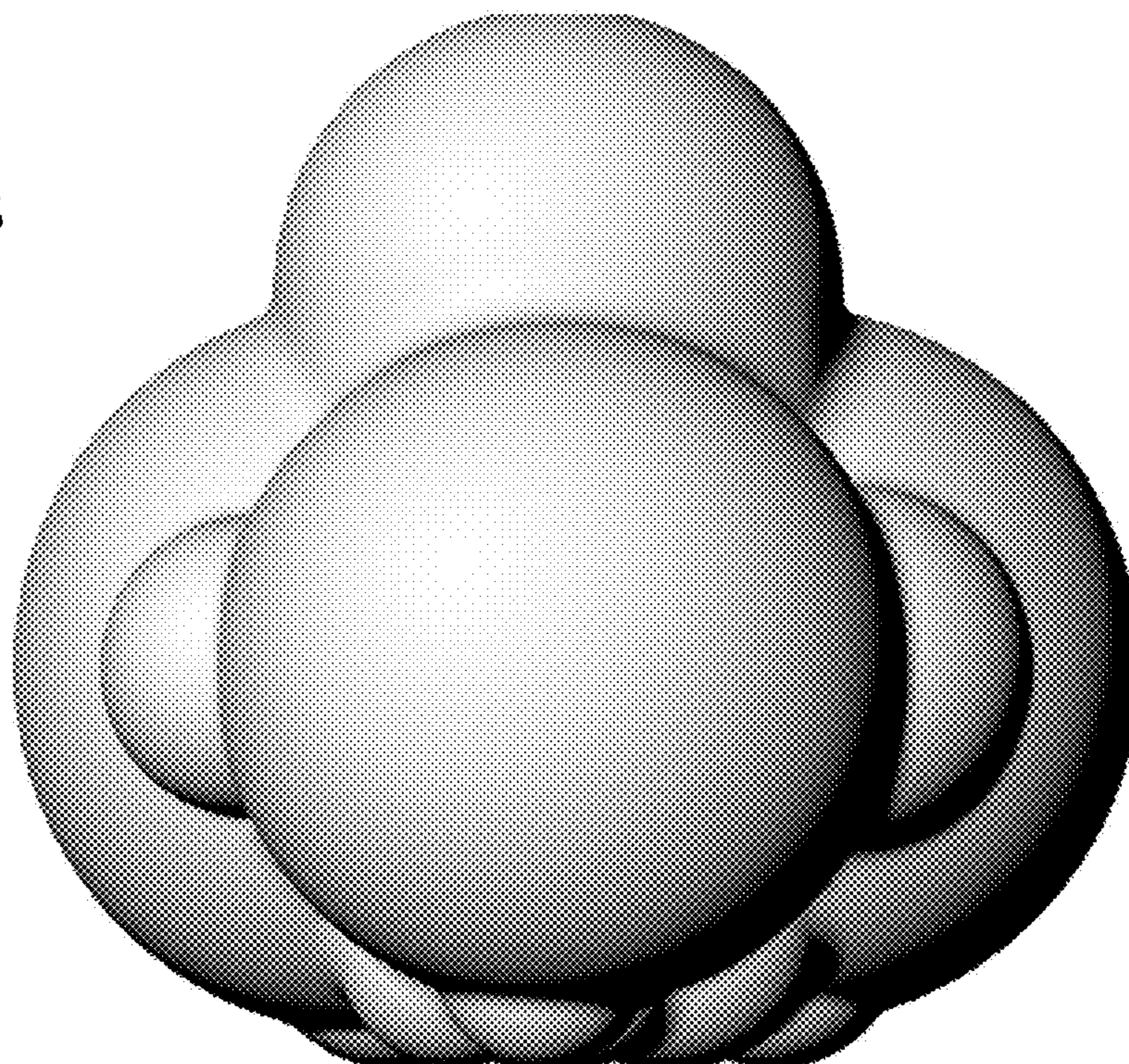


FIG. 6

