



US00D745084S

(12) **United States Design Patent**
Blum et al.

(10) **Patent No.:** **US D745,084 S**
(45) **Date of Patent:** **** Dec. 8, 2015**

- (54) **ADAPTER FOR EYEWEAR**
- (71) Applicant: **Mitsui Chemicals, Inc.**, Tokyo (JP)
- (72) Inventors: **Ronald D. Blum**, Roanoke, VA (US);
Tomer Bitton, Roanoke, VA (US)
- (73) Assignee: **Mitsui Chemicals, Inc.**, Tokyo (JP)
- (**) Term: **14 Years**
- (21) Appl. No.: **29/461,088**
- (22) Filed: **Jul. 18, 2013**
- (51) **LOC (10) Cl.** **16-06**
- (52) **U.S. Cl.**
USPC **D16/336; D16/335; D16/330**
- (58) **Field of Classification Search**
USPC D16/101, 300-342, 900; D29/109-110;
351/41, 44, 51-52, 62, 158, 92,
351/103-123, 140-153, 63, 59, 45-48;
2/426-432, 447-449, 441, 434-437,
2/13, 15; D21/483, 659-661; D14/372
CPC G02C 2200/08; G02C 1/06; G02C 5/14;
G02C 11/02; G02C 11/04; G02C 5/16;
G02C 2200/22; G02C 5/146; G02C 5/2254;
G02C 5/008; G01C 5/16; A61M 2021/0044;
A63B 33/002
See application file for complete search history.

8,010,156	B2	8/2011	Warren	
D659,182	S *	5/2012	Shin et al.	D16/326
D662,124	S *	6/2012	Shin	D16/326
8,434,863	B2	5/2013	Howell et al.	
D700,933	S *	3/2014	Shin	D16/326
8,862,186	B2 *	10/2014	Jacobsen et al.	455/566
2008/0143954	A1	6/2008	Abreu	
2008/0207275	A1	8/2008	Lin et al.	
2009/0273754	A1 *	11/2009	Ridgeway	351/52
2011/0213664	A1	9/2011	Osterhout et al.	

OTHER PUBLICATIONS

Co-pending U.S. Appl. No. 29/461,089, filed Jul. 18, 2013.
Co-pending U.S. Appl. No. 29/457,237, filed Jun. 7, 2013.
Co-pending U.S. Appl. No. 13/913,009, filed Jun. 7, 2013.

* cited by examiner

Primary Examiner — Raphael Barkai

(74) *Attorney, Agent, or Firm* — Sterne, Kessler, Goldstein & Fox P.L.L.C.

(57) **CLAIM**

The ornamental design for an adapter for eyewear, as shown and described.

DESCRIPTION

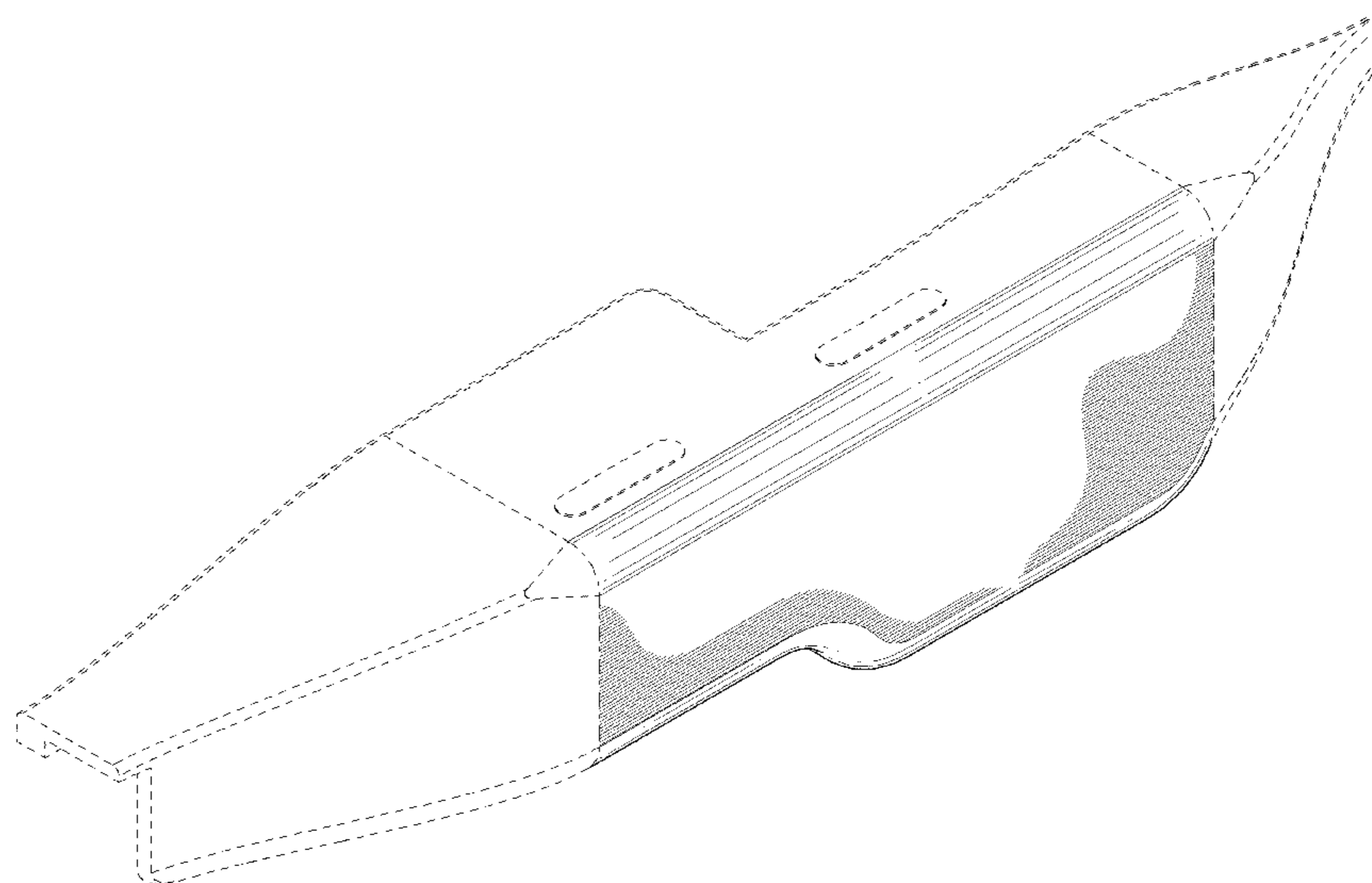
FIG. 1 is a top front perspective view of an adapter for eyewear showing our new design;
FIG. 2 is a front view thereof;
FIG. 3 is a rear view thereof;
FIG. 4 is a left side view thereof;
FIG. 5 is a right side view thereof;
FIG. 6 is a top view thereof; and,
FIG. 7 is a bottom view thereof.
The dashed broken lines in the Figures show portions of the adapter for eyewear that form no part of the claimed design. The dot-dash lines show unclaimed boundaries that form no part of the claimed design.

1 Claim, 4 Drawing Sheets

(56) **References Cited**

U.S. PATENT DOCUMENTS

D350,760	S *	9/1994	Clark et al.	D16/335
6,012,812	A *	1/2000	Rickards	351/158
7,231,038	B2	6/2007	Warren	
D592,237	S *	5/2009	Flanagan	D16/326
7,562,979	B2	7/2009	Waters	
D599,839	S *	9/2009	Rohrbach	D16/326
7,784,935	B2 *	8/2010	Jackson et al.	351/158
D628,616	S *	12/2010	Yuan	D16/306



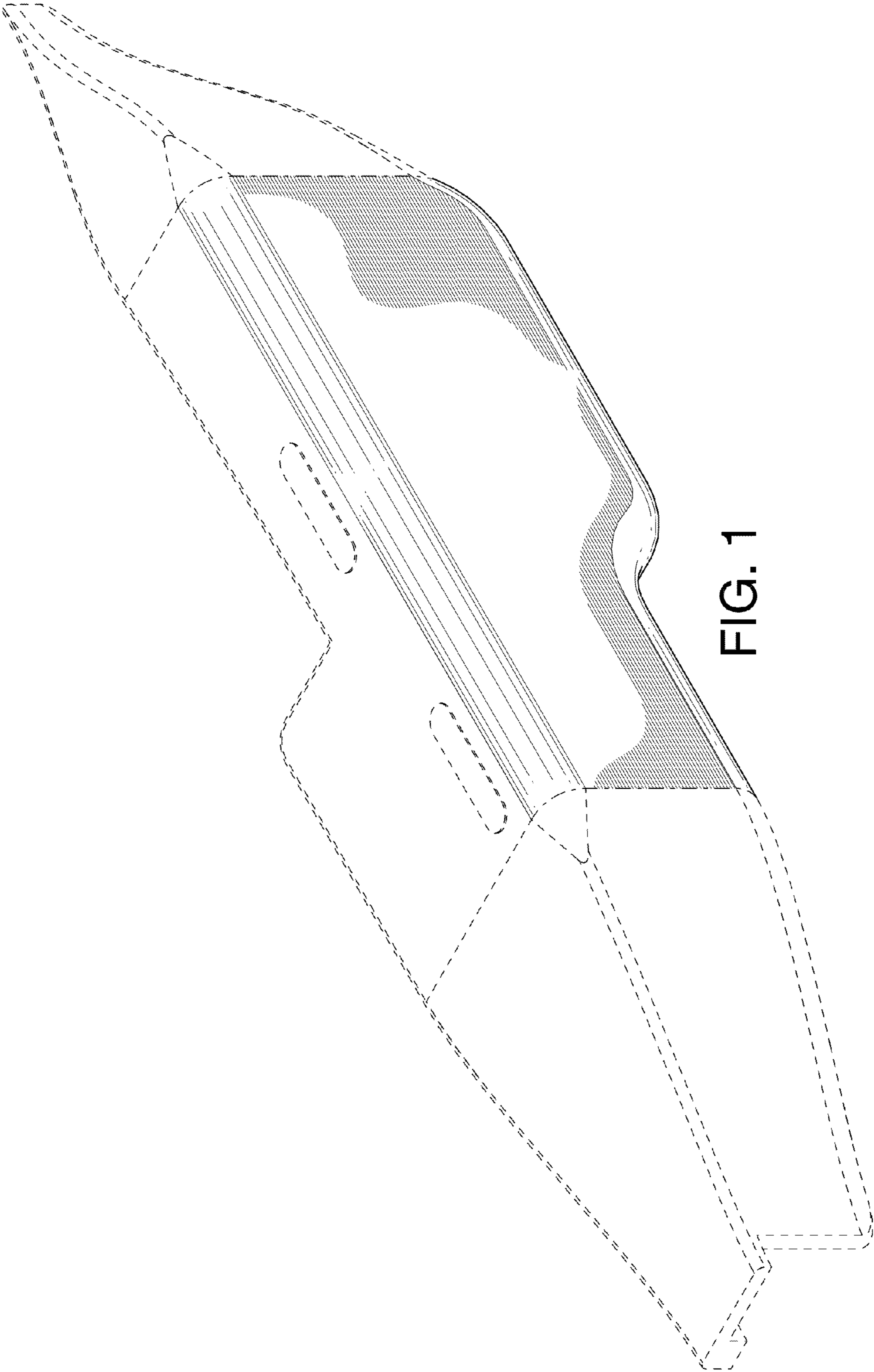


FIG. 1

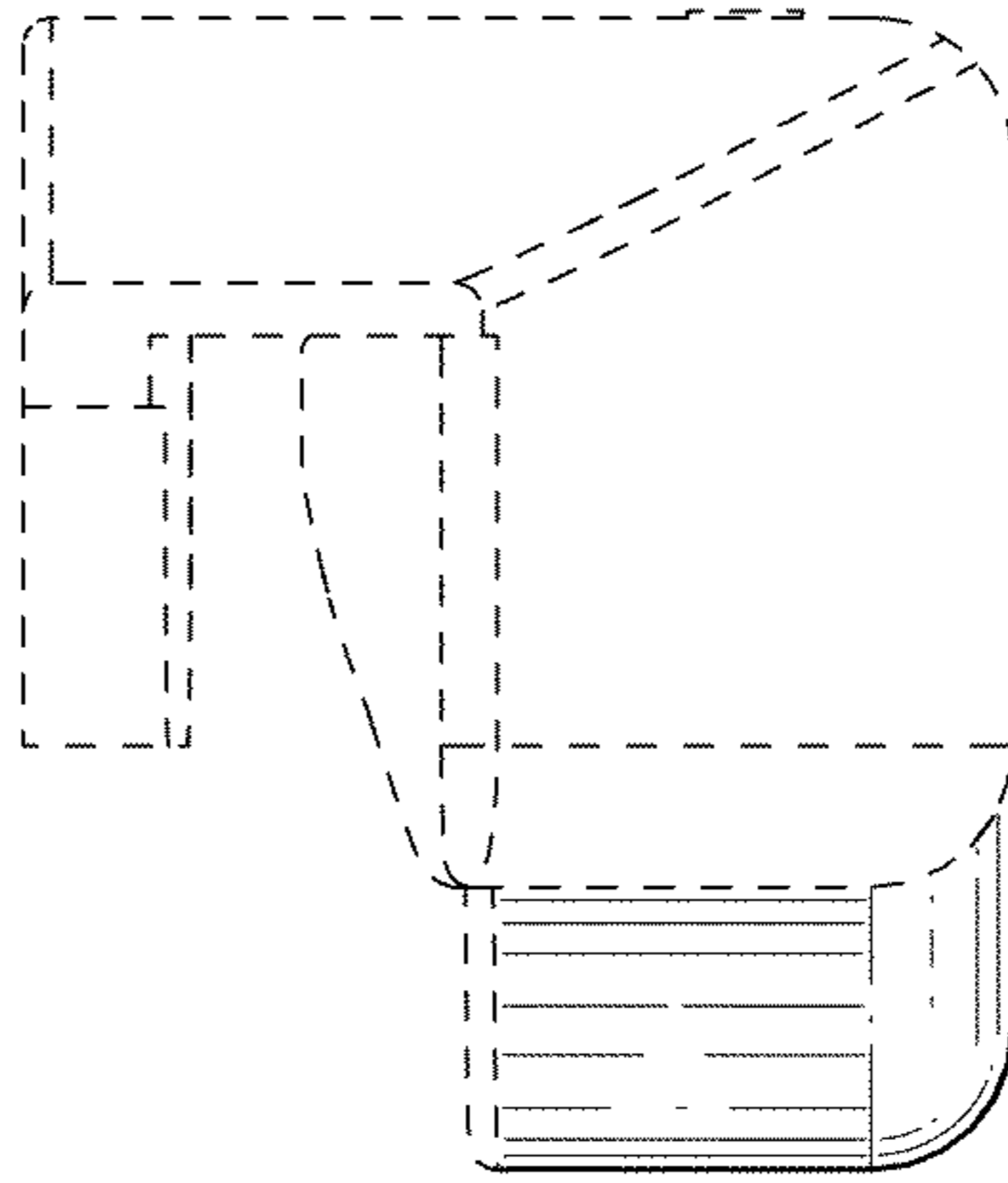


FIG. 2

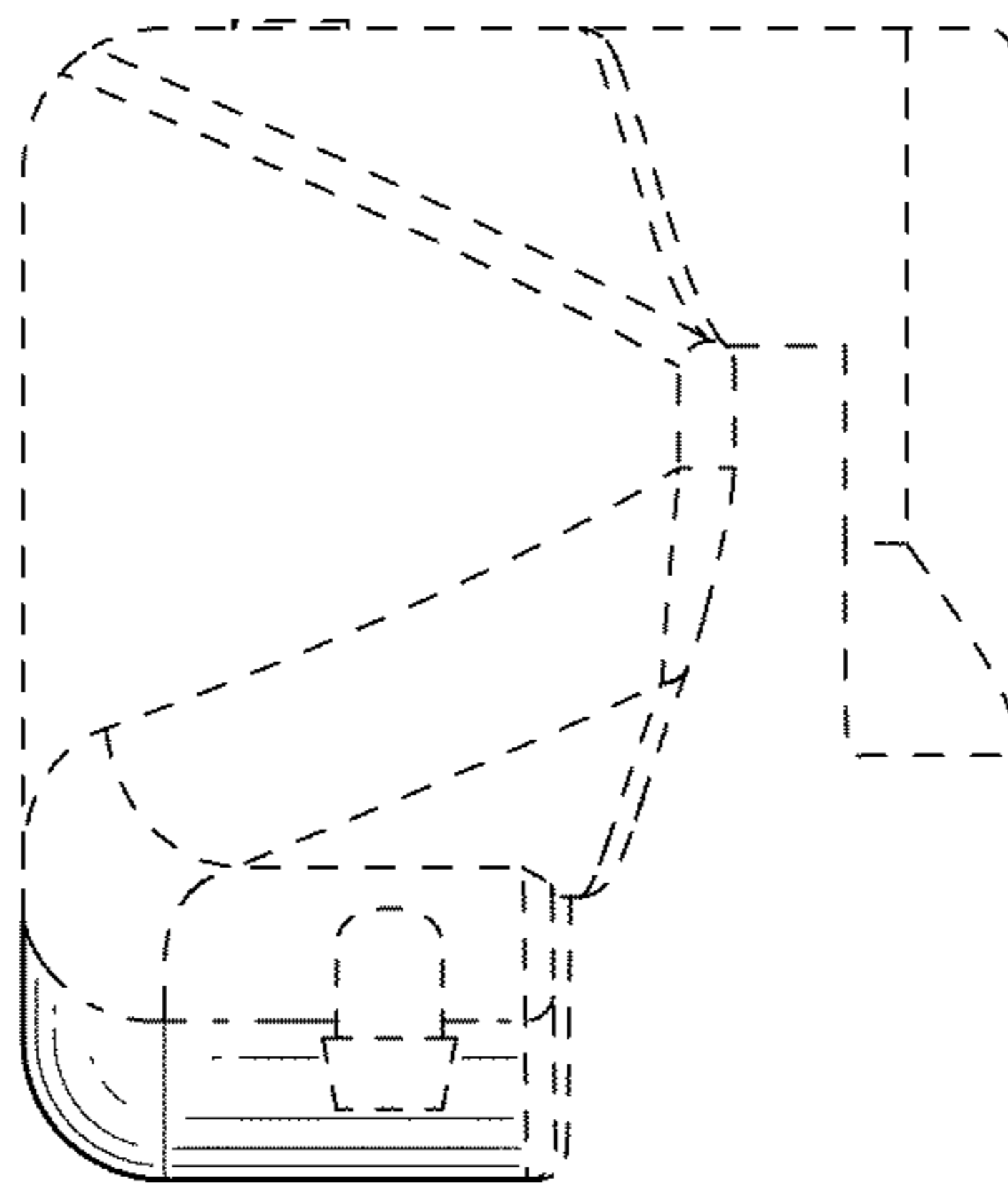


FIG. 3

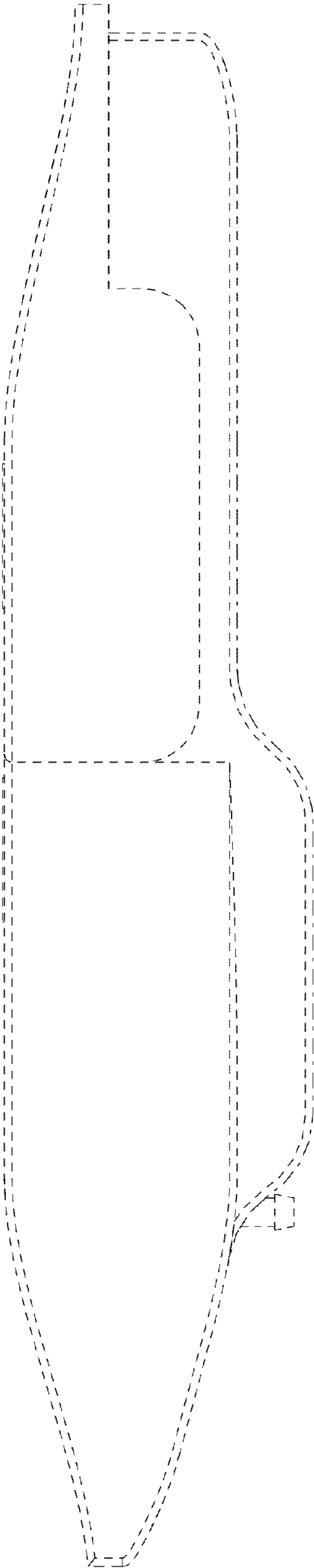


FIG. 4

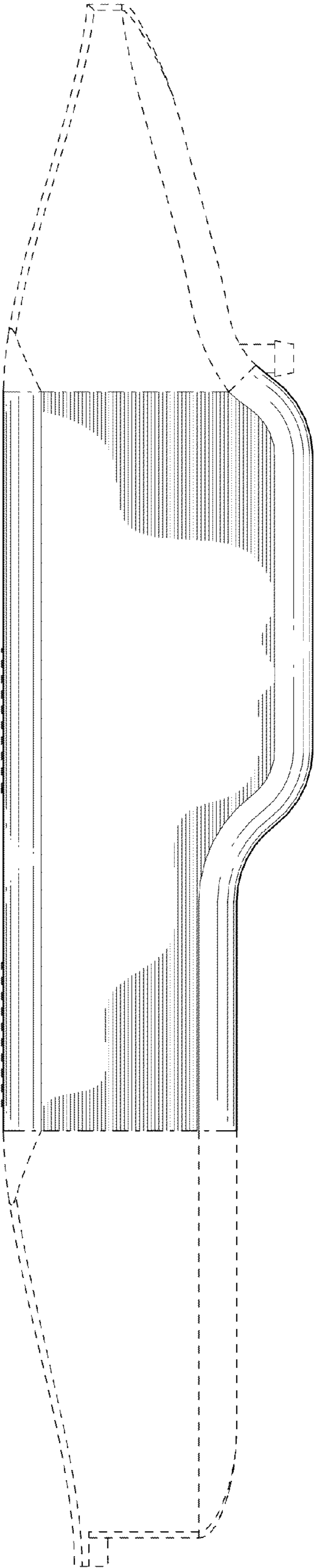


FIG. 5

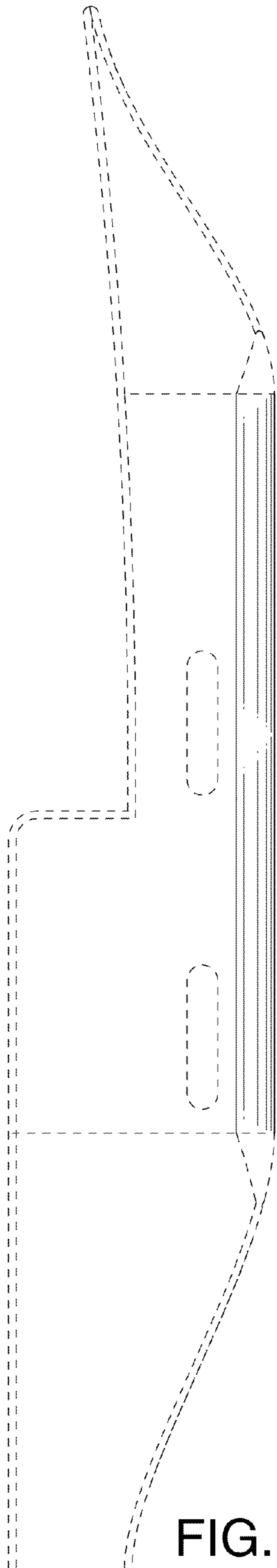


FIG. 6

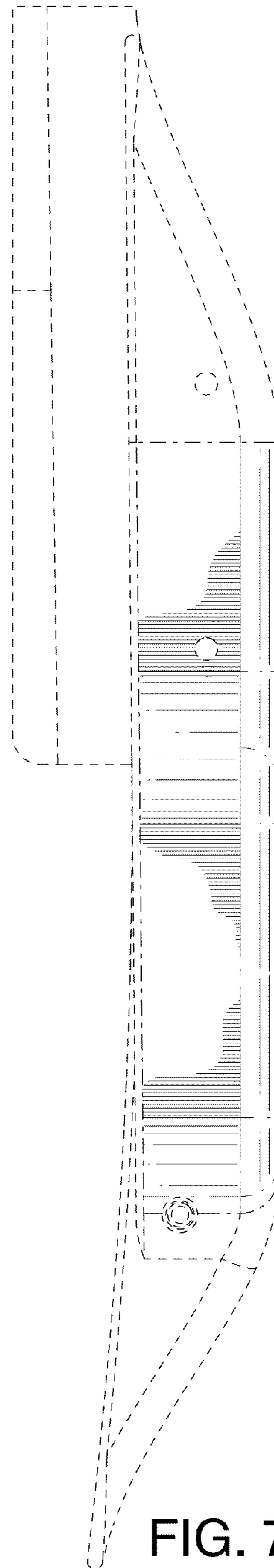


FIG. 7