



US00D745027S

(12) **United States Design Patent**
Scott et al.

(10) **Patent No.:** **US D745,027 S**
(45) **Date of Patent:** **** Dec. 8, 2015**

(54) **DISPLAY SCREEN WITH GRAPHICAL USER INTERFACE**

(71) Applicant: **Microsoft Corporation**, Redmond, WA (US)

(72) Inventors: **Karen Scott**, Newcastle, WA (US);
Dahey Yoo, Bellevue, WA (US)

(73) Assignee: **Microsoft Corporation**, Redmond, WA (US)

(**) Term: **14 Years**

(21) Appl. No.: **29/458,763**

(22) Filed: **Jun. 21, 2013**

(51) **LOC (10) Cl.** **14-04**

(52) **U.S. Cl.**
USPC **D14/486**

(58) **Field of Classification Search**
USPC D14/485-495; 715/700-867
CPC . G06F 3/0482; G06F 3/04817; G06F 3/0488;
G06F 3/0484; G06F 2203/04803
See application file for complete search history.

(56) **References Cited**

U.S. PATENT DOCUMENTS

D341,848	S	*	11/1993	Bigelow et al.	D18/27
5,760,773	A	*	6/1998	Berman et al.	715/808
D453,767	S	*	2/2002	Istvan et al.	D14/486
7,228,461	B2	*	6/2007	Krietemeyer et al.	714/45
D546,339	S	*	7/2007	Ellis et al.	D14/486
D578,133	S	*	10/2008	Jasinski	D14/486
D614,194	S	*	4/2010	Guntaur et al.	D14/486
D614,196	S	*	4/2010	Guntaur et al.	D14/486

8,065,631	B1	*	11/2011	Donoghue et al.	715/810
D655,302	S		3/2012	Gleasant et al.		
D658,198	S	*	4/2012	Gleasant et al.	D14/486
D663,739	S		7/2012	Weir et al.		
8,316,320	B2	*	11/2012	Relyea et al.	715/817
D681,045	S	*	4/2013	Covington et al.	D14/485
D684,186	S	*	6/2013	Phelan	D14/489
D691,157	S	*	10/2013	Ramesh et al.	D14/486
8,667,419	B2	*	3/2014	Gorcowski et al.	715/841
8,726,159	B2	*	5/2014	Stallings et al.	715/719
D706,816	S	*	6/2014	Holz et al.	D14/489
2008/0034325	A1	*	2/2008	Ording	715/838
2008/0270931	A1	*	10/2008	Bamford	715/777
2010/0138781	A1	*	6/2010	Korhonen et al.	715/808
2011/0078624	A1	*	3/2011	Missig et al.	715/802
2011/0167380	A1	*	7/2011	Stallings et al.	715/784
2014/0208250	A1	*	7/2014	Ording et al.	715/769

* cited by examiner

Primary Examiner — Deanna L Pratt

(74) *Attorney, Agent, or Firm* — Banner & Witcoff, Ltd.

(57) **CLAIM**

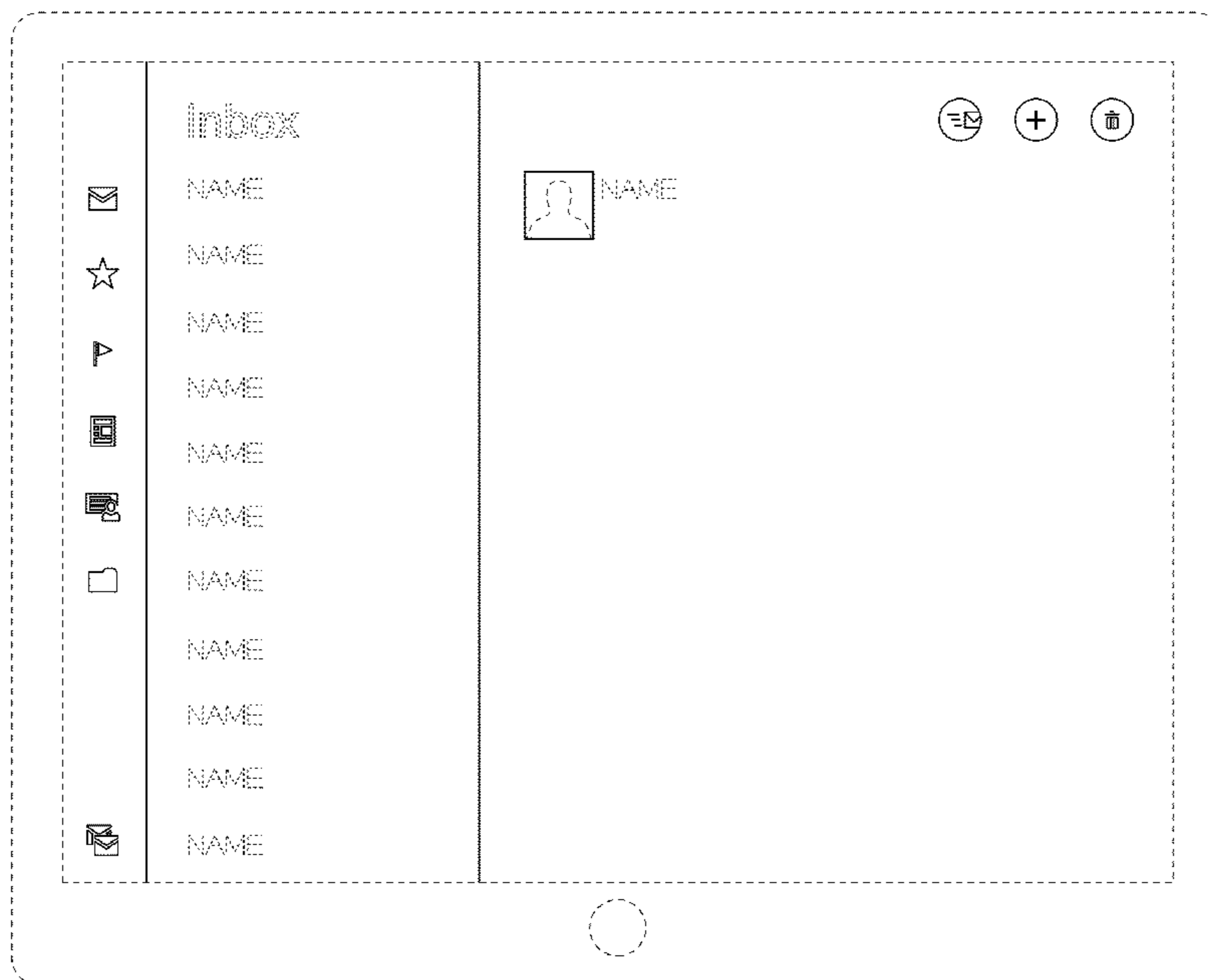
The ornamental design for a display screen with graphical user interface, as shown and described.

DESCRIPTION

FIG. 1 is a front view of a display screen with graphical user interface showing our new design; and, FIG. 2 is a front view of a display screen with graphical user interface showing an alternative embodiment of our new design.

The broken line showing of the text, the humanoid figure, remainder of the user interface, and the remainder of the display screen is for environmental purposes only and forms no part of the claimed design.

1 Claim, 2 Drawing Sheets



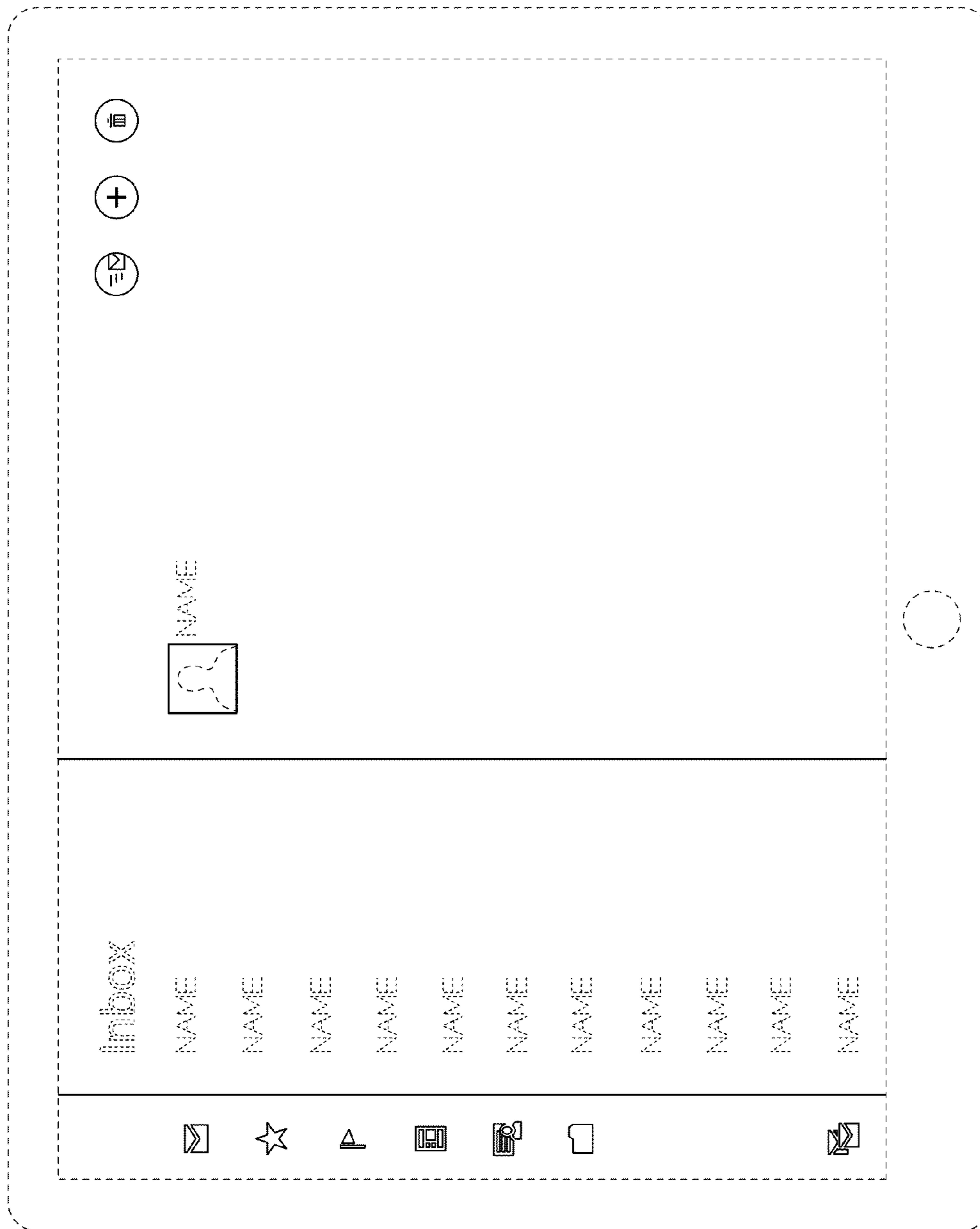


FIGURE 1

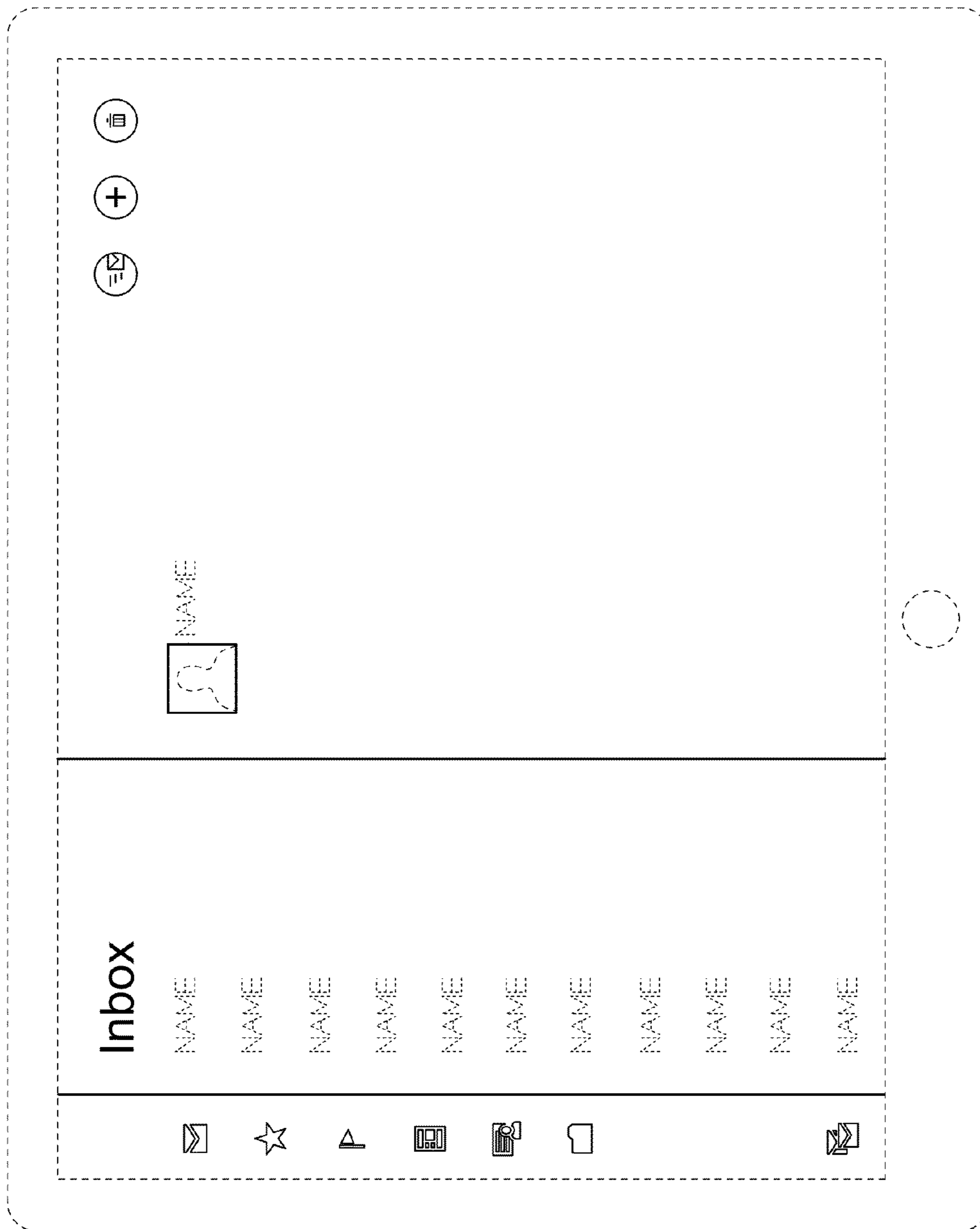


FIGURE 2