



US00D745018S

(12) **United States Design Patent**
Balles et al.

(10) **Patent No.:** **US D745,018 S**
(45) **Date of Patent:** **** Dec. 8, 2015**

(54) **DISPLAY SCREEN OR PORTION THEREOF WITH ANIMATED GRAPHICAL USER INTERFACE**

(71) Applicant: **Apple Inc.**, Cupertino, CA (US)

(72) Inventors: **Scott Balles**, Brooklyn, NY (US); **Gary Butcher**, San Jose, CA (US); **Imran Chaudhri**, San Francisco, CA (US); **Jonathan P. Ive**, San Francisco, CA (US); **Ernest Rowe**, San Jose, CA (US); **Alessandro Francesco Sabatelli**, San Francisco, CA (US); **Eric Lance Wilson**, San Jose, CA (US)

(73) Assignee: **Apple Inc.**, Cupertino, CA (US)

(**) Term: **14 Years**

(21) Appl. No.: **29/481,909**

(22) Filed: **Feb. 12, 2014**

Related U.S. Application Data

(63) Continuation of application No. 29/457,353, filed on Jun. 9, 2013.

(51) **LOC (10) Cl.** **14-04**

(52) **U.S. Cl.**
USPC **D14/485**

(58) **Field of Classification Search**
USPC D14/485-495
CPC G06F 3/0482; G06F 3/0481; A61F 2/68; A61F 2002/704; A61F 2002/7635; A61F 2002/701; C08L 83/04
See application file for complete search history.

(56) **References Cited**

U.S. PATENT DOCUMENTS

5,049,797 A * 9/1991 Phillips B25J 9/1635
318/568.16
5,483,630 A 1/1996 Unuma et al.
6,005,589 A * 12/1999 Unuma G06T 13/40
345/473

6,331,115 B1 12/2001 Jenkins et al.
D504,441 S 4/2005 Sapp et al.
D527,010 S * 8/2006 Lam D14/486
D528,554 S * 9/2006 Lam D14/486
D529,038 S 9/2006 Sapp et al.
D591,760 S * 5/2009 Flynt D14/485
D652,047 S * 1/2012 Forsythe D14/485
8,465,397 B2 * 6/2013 Saalasti A61B 5/024
482/8
D714,327 S * 9/2014 Wood D14/485

(Continued)

OTHER PUBLICATIONS

Apple Computer Inc., Welcome to Tiger: Find out what you can do with Mac OS X v10.4, 2005, p. 8, Apple Computer Inc. <http://manuals.info.apple.com/MANUALS/0/MA18/en_US/Welcome_to_Mac_OS_X_v10.4_Tiger.pdf>.

Primary Examiner — Deanna L Pratt

(74) *Attorney, Agent, or Firm* — Sterne, Kessler, Goldstein & Fox P.L.L.C.

(57) **CLAIM**

The ornamental design for a display screen or portion thereof with animated graphical user interface, as shown and described.



DESCRIPTION

FIG. 1 is a front view of a display screen or portion thereof with animated graphical user interface showing a first image in the sequence showing our new design;
FIG. 2 is a second image thereof;
FIG. 3 is a third image thereof;
FIG. 4 is a fourth image thereof;
FIG. 5 is a fifth image thereof; and,
FIG. 6 is a sixth image thereof.

The broken lines in the Figures show a display screen or portion thereof, and form no part of the claimed design.

The appearance of the animated images sequentially transitions between the images shown in FIGS. 1 through 6. The process or period in which one image transitions to another forms no part of the claimed design.

1 Claim, 1 Drawing Sheet



(56)

References Cited

U.S. PATENT DOCUMENTS

D714,328 S * 9/2014 Wood D14/485
D714,330 S * 9/2014 Wood D14/485
D715,314 S * 10/2014 Wood D14/485
8,870,967 B2 * 10/2014 Herr A61F 2/60

601/5
D716,820 S * 11/2014 Wood D14/485
D716,822 S * 11/2014 Wood D14/485
2003/0112262 A1 * 6/2003 Adatia G06F 3/0481
715/716

* cited by examiner




FIG. 1




FIG. 4




FIG. 2




FIG. 5




FIG. 3




FIG. 6