



US00D745008S

(12) **United States Design Patent**  
**Jensen**

(10) **Patent No.:** **US D745,008 S**

(45) **Date of Patent:** **\*\* Dec. 8, 2015**

(54) **JOYSTICK**

(71) Applicant: **Danfoss Power Solutions APS**,  
Nordborg (DK)

(72) Inventor: **Ena Jensen**, Soenderborg (DK)

(73) Assignee: **Danfoss Power Solutions APS**,  
Nordborg (DK)

(\*\*) Term: **14 Years**

(21) Appl. No.: **29/516,728**

(22) Filed: **Feb. 5, 2015**

**Related U.S. Application Data**

(62) Division of application No. 29/458,513, filed on Jun. 20, 2013, now Pat. No. Des. 727,904.

(30) **Foreign Application Priority Data**

Dec. 21, 2012 (EM) ..... 002158527-0001  
Dec. 21, 2012 (EM) ..... 002158527-0002  
Dec. 21, 2012 (EM) ..... 002158527-0003  
Dec. 21, 2012 (EM) ..... 002158527-0004  
Dec. 21, 2012 (EM) ..... 002158527-0005

(51) **LOC (10) Cl.** ..... **14-03**

(52) **U.S. Cl.**  
USPC ..... **D14/415**

(58) **Field of Classification Search**

USPC ..... D14/217, 218, 356, 388, 389, 400, 401,  
D14/412-416, 432-434, 454, 496;  
D21/324, 332, 333; D34/27, 35; 463/1,  
463/30, 36-38, 46, 47; 345/156-161, 905;  
D12/174, 178-180; D8/300, 303;  
D15/138, 142; 74/489, 502.2, 523,  
74/551.8, 551.9; D13/168  
CPC ..... A63F 3/00643; A63F 9/24; A63F 13/00;  
A63F 13/02; A63F 13/04; A63F 13/06;  
A63F 13/10; A63F 13/12; A63F 2300/65;  
A63F 2300/69; A63F 2300/105; A63F  
2300/204; A63F 2300/407; A63F 2300/1075;

A63F 2300/6045; A63F 2300/66676; A63F  
2300/8088; B62K 21/125; B62K 23/02;  
B62K 23/06; B62M 25/04; G05G 1/04;  
G05G 1/06; G05G 9/047; G05G 9/04788;  
G05G 9/04792; G05G 9/04796; G05G 13/00;  
G05G 2009/04774; G06F 1/1601; G06F  
1/1616; G06F 3/016; G06F 3/017; G06F  
3/038; G06F 3/0338; G06F 3/0354; G06F  
19/321; G06F 2200/1612; G07F 17/32;  
G07F 17/3216; H01H 23/041; H01H  
2239/024; H04M 1/7253; H04M 1/72544;  
H04N 21/4781

See application file for complete search history.

(56) **References Cited**

U.S. PATENT DOCUMENTS

D372,470 S 8/1996 Hsien  
D462,685 S 9/2002 Yamamoto et al.  
D479,239 S 9/2003 Faust et al.  
D508,964 S 8/2005 Gollither

(Continued)

*Primary Examiner* — Keli L Hill

(74) *Attorney, Agent, or Firm* — McCormick, Paulding & Huber LLP



(57) **CLAIM**

The ornamental design for a joystick, substantially as shown.

**DESCRIPTION**

FIG. 1 is a top view of a joystick comprising a new, original and ornamental design;  
FIG. 2 is a rear view thereof;  
FIG. 3 is a front view thereof;  
FIG. 4 is a right-hand side view thereof;  
FIG. 5 is a left-hand side view thereof;  
FIG. 6 is a front, top, right-hand side perspective view thereof; and,  
FIG. 7 is a front, top, left-hand side perspective view thereof.

**1 Claim, 4 Drawing Sheets**



(56)

**References Cited**

U.S. PATENT DOCUMENTS

7,456,828 B2 11/2008 Schottler et al.  
D584,312 S 1/2009 Bishop  
D595,744 S 7/2009 Umeda et al.  
D598,023 S 8/2009 Miller et al.  
D613,232 S 4/2010 Guering  
D635,155 S 3/2011 Blind  
D671,565 S 11/2012 Kinoshita et al.

D678,283 S 3/2013 Olson et al.  
D686,622 S 7/2013 Rey et al.  
D695,792 S 12/2013 Jensen  
D704,189 S 5/2014 Rey et al.  
D723,033 S 2/2015 Hooock  
D727,904 S \* 4/2015 Jensen ..... D14/415  
D731,487 S \* 6/2015 Matloff ..... D14/412  
D734,335 S \* 7/2015 Jensen ..... D14/415  
D734,750 S \* 7/2015 Jensen ..... D14/415  
2006/0044269 A1 3/2006 Bloch

\* cited by examiner



FIG. 1



FIG. 2



FIG. 3




FIG. 4



FIG. 5



FIG. 6



FIG. 7