



US00D744999S

(12) **United States Design Patent**  
**Chen et al.**

(10) **Patent No.:** **US D744,999 S**

(45) **Date of Patent:** **\*\* Dec. 8, 2015**

(54) **COMPUTER WITH STAND**

(71) Applicants: **Chien-Chu Chen**, Taipei (TW); **Pei Wang**, Taipei (TW); **Chun-Ting Lee**, Taipei (TW); **Yi-Cheng Tsao**, Taipei (TW); **Ching-Tai Chang**, Taipei (TW); **Kun-Hsin Liu**, Taipei (TW); **Yao-Tsung Yeh**, Taipei (TW); **Chih-Wen Chiang**, Taipei (TW)

(72) Inventors: **Chien-Chu Chen**, Taipei (TW); **Pei Wang**, Taipei (TW); **Chun-Ting Lee**, Taipei (TW); **Yi-Cheng Tsao**, Taipei (TW); **Ching-Tai Chang**, Taipei (TW); **Kun-Hsin Liu**, Taipei (TW); **Yao-Tsung Yeh**, Taipei (TW); **Chih-Wen Chiang**, Taipei (TW)

(73) Assignee: **COMPAL ELECTRONICS, INC.**, Taipei (TW)

(\*\*) Term: **14 Years**

(21) Appl. No.: **29/456,750**

(22) Filed: **Jun. 4, 2013**

(51) **LOC (10) Cl.** ..... **14-02**

(52) **U.S. Cl.**  
USPC ..... **D14/341**

(58) **Field of Classification Search**  
USPC ..... D14/315-318, 341-347, 420, 426, 129, D14/130, 496, 137, 138 R, 138 AA, 138 C, D14/138 G, 147, 203.1, 203.3, 204.4, 203.7, D14/218, 248, 388, 389; D10/50, 65, 104.1; D21/329, 330; D6/308, 310  
CPC ... G06F 3/0485; G06F 3/0488; G06F 1/1613; G06F 1/1624; G06F 1/1626; G06F 1/165; H04M 1/0202; H04M 1/0264; H04M 1/0214; H04M 1/0279; H04M 1/0281; H04M 1/0283; H04M 1/72544

See application file for complete search history.

(56) **References Cited**

U.S. PATENT DOCUMENTS

D454,870 S \* 3/2002 Lee et al. .... D14/341  
D458,252 S \* 6/2002 Palm et al. .... D14/343

(Continued)

OTHER PUBLICATIONS

“Office Action of Taiwan Counterpart Application” , issued on Aug. 18, 2014, p. 1-p. 3, in which the listed reference was cited.

*Primary Examiner* — Barbara Fox

*Assistant Examiner* — Dana K Weiland

(74) *Attorney, Agent, or Firm* — Jianq Chyun IP Office

(57) **CLAIM**

The ornamental design for a computer with stand, as shown and described.

**DESCRIPTION**

FIG. 1 is a perspective view of a computer with stand showing a first embodiment of our new design;

FIG. 2 is another perspective view of the first embodiment;

FIG. 3 is a front view of the first embodiment;

FIG. 4 is a rear view of the first embodiment;

FIG. 5 is a left side view of the first embodiment;

FIG. 6 is a right side view of the first embodiment;

FIG. 7 is a top view of the first embodiment;

FIG. 8 is a bottom view of the first embodiment;

FIG. 9 is a perspective view of a computer with stand showing a second embodiment of our new design;

FIG. 10 is another perspective view of the second embodiment;

FIG. 11 is a front view of the second embodiment;

FIG. 12 is a rear view of the second embodiment;

FIG. 13 is a left side view of the second embodiment;


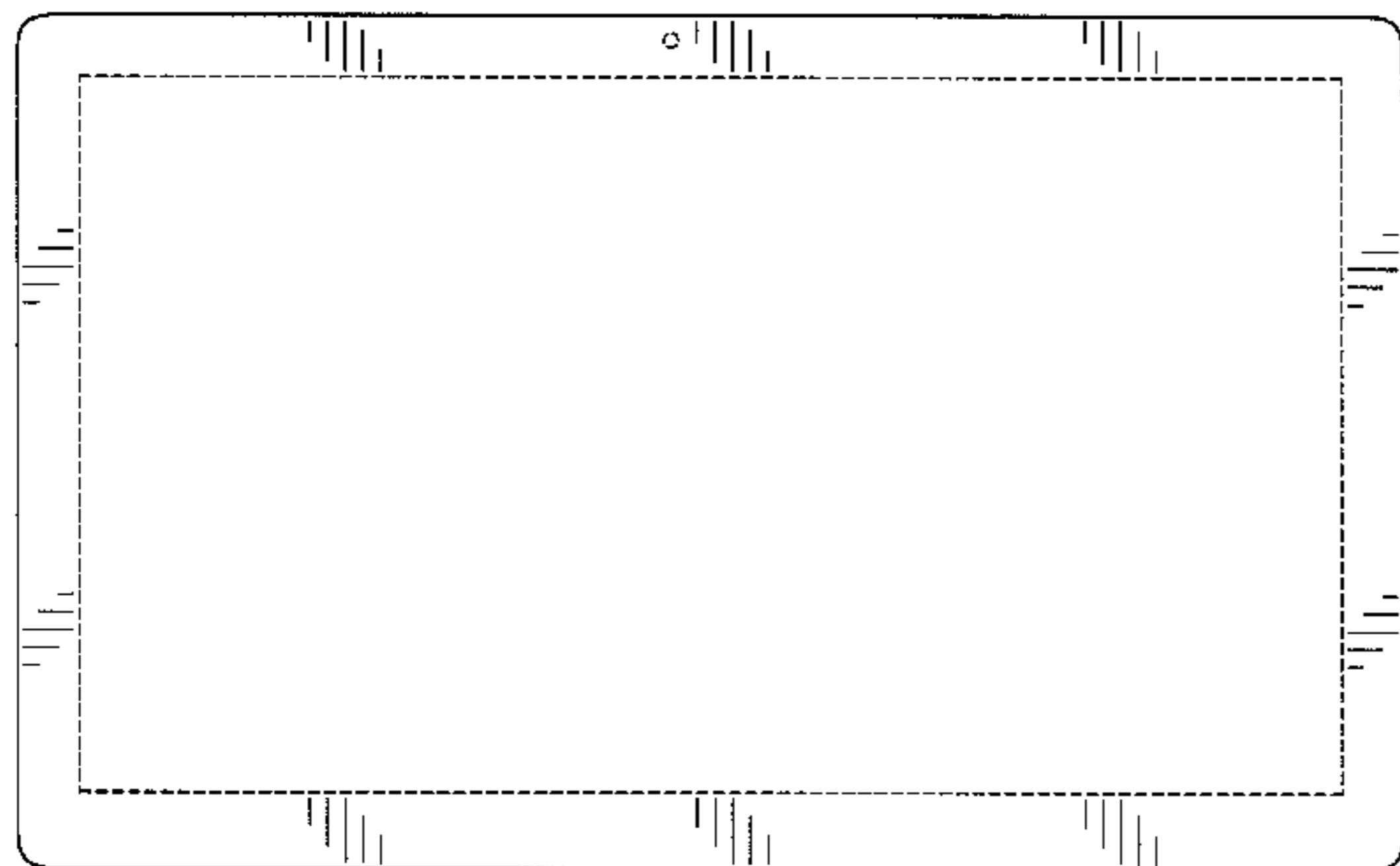
FIG. 14 is a right side view of the second embodiment;

FIG. 15 is a top view of the second embodiment; and,

FIG. 16 is a bottom view of the second embodiment.

The broken lines shown in the drawings represent portions of the computer with stand that form no part of the claimed design.

**1 Claim, 10 Drawing Sheets**



(56)

References Cited

U.S. PATENT DOCUMENTS

D513,501 S *	1/2006	Asanuma et al. ....	D14/129	D691,997 S *	10/2013	Park et al. ....	D14/374
D550,635 S *	9/2007	DeMaio et al. ....	D14/126	D695,735 S *	12/2013	Kitchen et al. ....	D14/341
D590,362 S *	4/2009	Vitito .....	D14/129	D696,636 S *	12/2013	Sakai .....	D13/168
D626,552 S *	11/2010	Andre et al. ....	D14/341	8,605,433 B2 *	12/2013	Chiang et al. ....	361/679.59
D629,373 S *	12/2010	Kim et al. ....	D14/126	D701,862 S *	4/2014	Lee et al. ....	D14/420
D634,320 S *	3/2011	Bliven et al. ....	D14/371	D702,231 S *	4/2014	Park et al. ....	D14/341
D638,443 S *	5/2011	Akana et al. ....	D14/496	D702,232 S *	4/2014	Choi .....	D14/341
D654,893 S *	2/2012	Jung .....	D14/138 G	D703,631 S *	4/2014	Hallar et al. ....	D14/129
D656,122 S *	3/2012	Niizawa et al. ....	D14/203.7	D714,782 S *	10/2014	Ohshima .....	D14/341
D667,825 S *	9/2012	Jung .....	D14/341	D716,799 S *	11/2014	Green et al. ....	D14/341
D671,940 S *	12/2012	Kim .....	D14/374	D719,152 S *	12/2014	Ahn et al. ....	D14/345
D678,877 S	3/2013	Groene et al.		D724,035 S *	3/2015	Flowers et al. ....	D13/162
D681,583 S *	5/2013	Park .....	D14/138 G	D724,579 S *	3/2015	Moradian .....	D14/341
D684,970 S *	6/2013	Zhang .....	D14/341	D726,716 S *	4/2015	Green et al. ....	D14/341
D685,347 S *	7/2013	Szymanski et al. ....	D14/214	D727,315 S *	4/2015	Jensen et al. ....	D14/341
D685,778 S *	7/2013	Fahrendorff et al. ....	D14/250	D728,559 S *	5/2015	Lim et al. ....	D14/341
D687,824 S *	8/2013	Chun et al. ....	D14/341	D730,344 S *	5/2015	Hemesath et al. ....	D14/250
				D731,476 S *	6/2015	Lee et al. ....	D14/316
				D732,021 S *	6/2015	Seoc .....	D14/341
				D734,179 S *	7/2015	Golden et al. ....	D10/50

\* cited by examiner

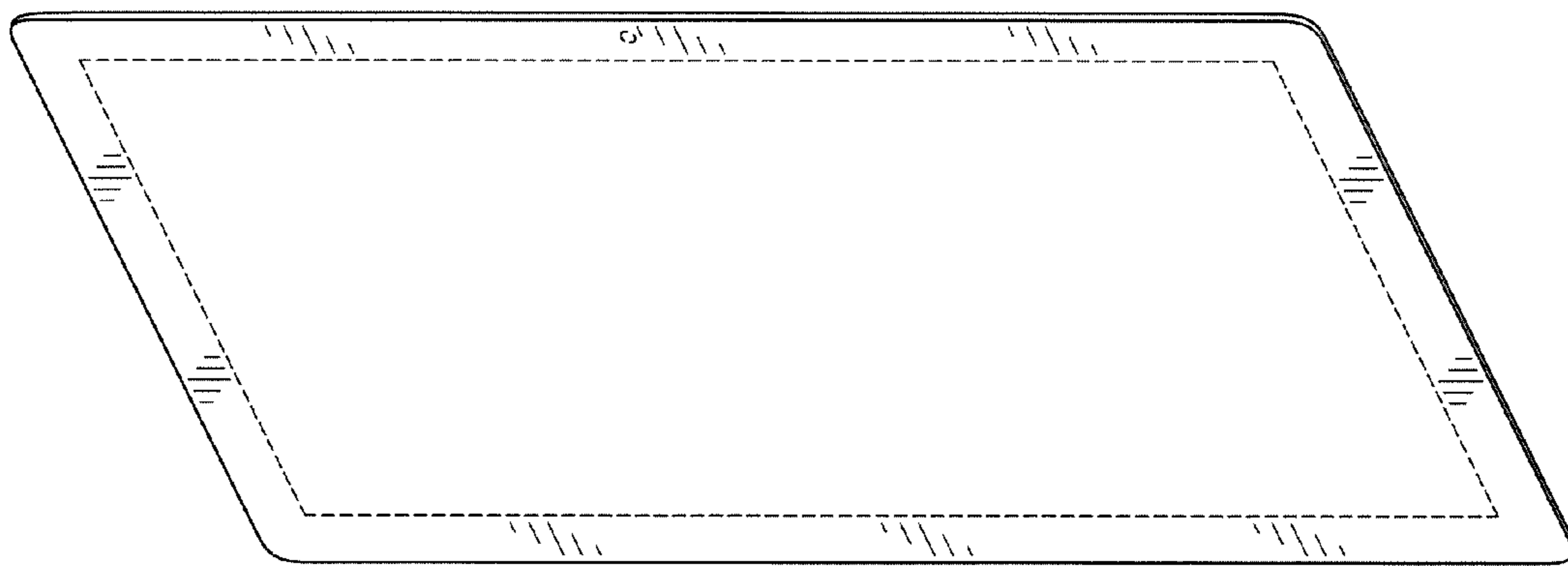


FIG. 1

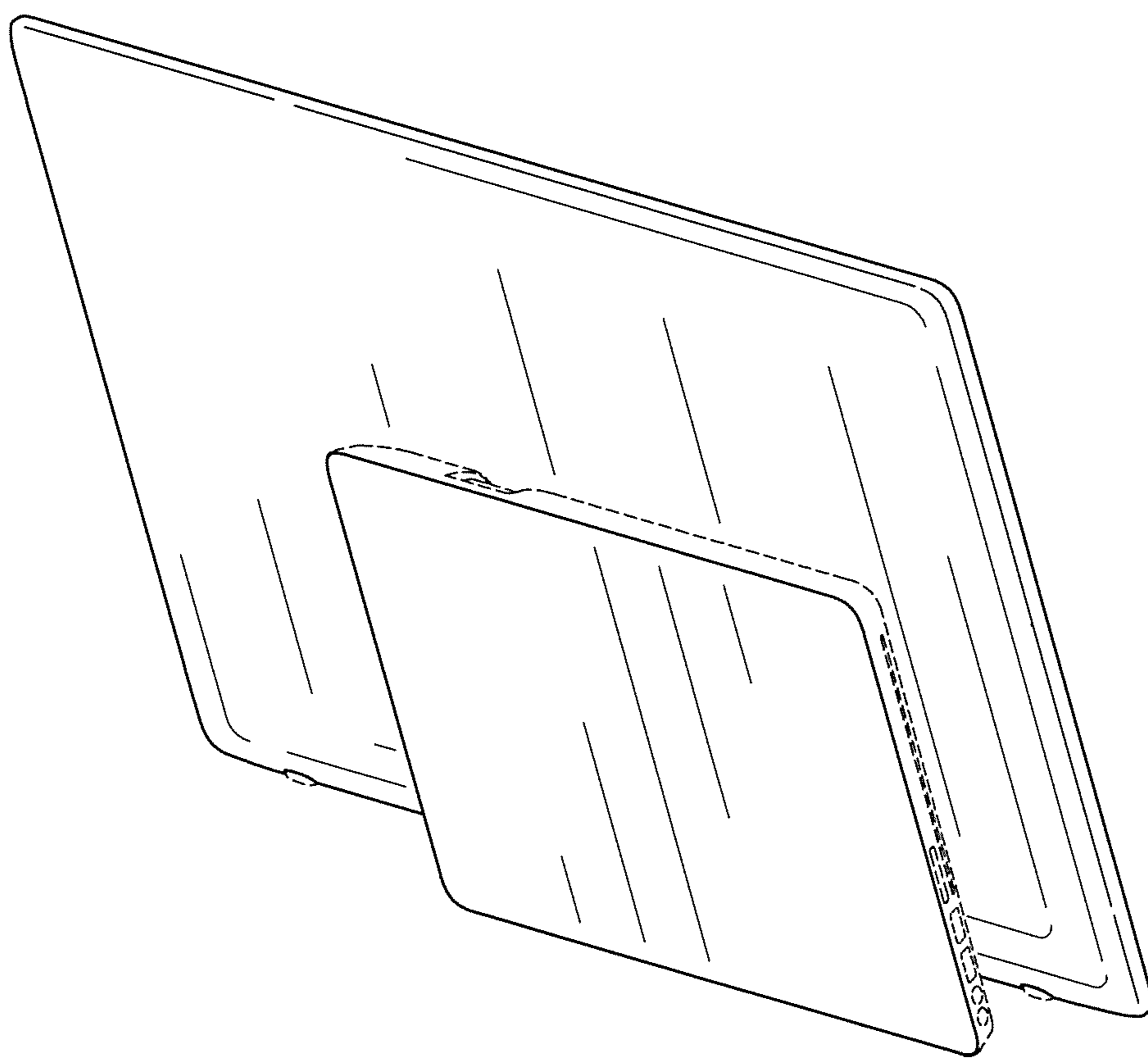


FIG. 2

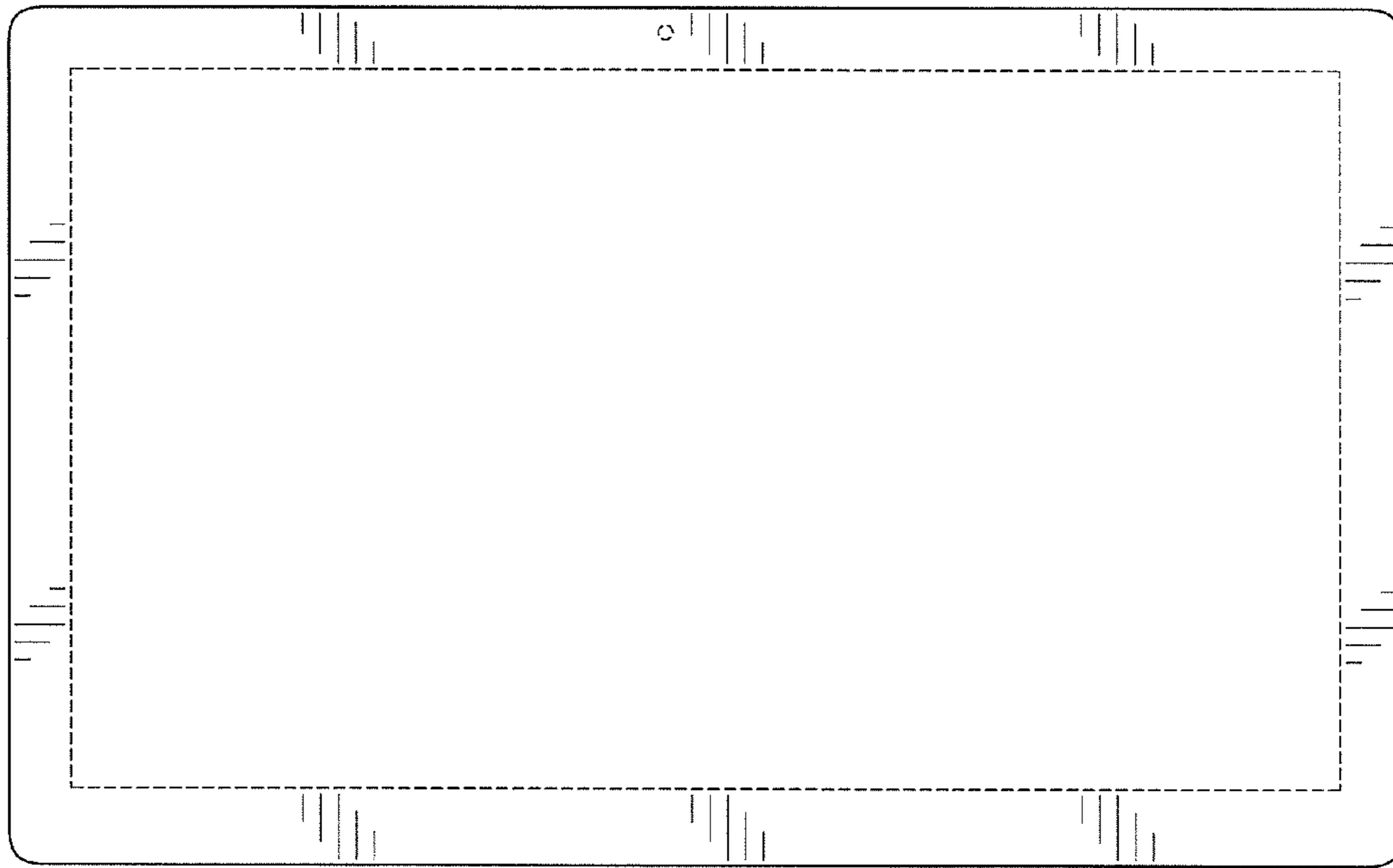


FIG. 3




FIG. 4




FIG. 5




FIG. 6




FIG. 7

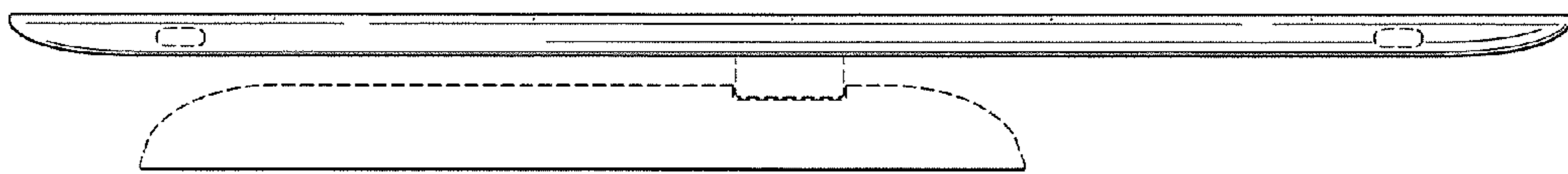


FIG. 8

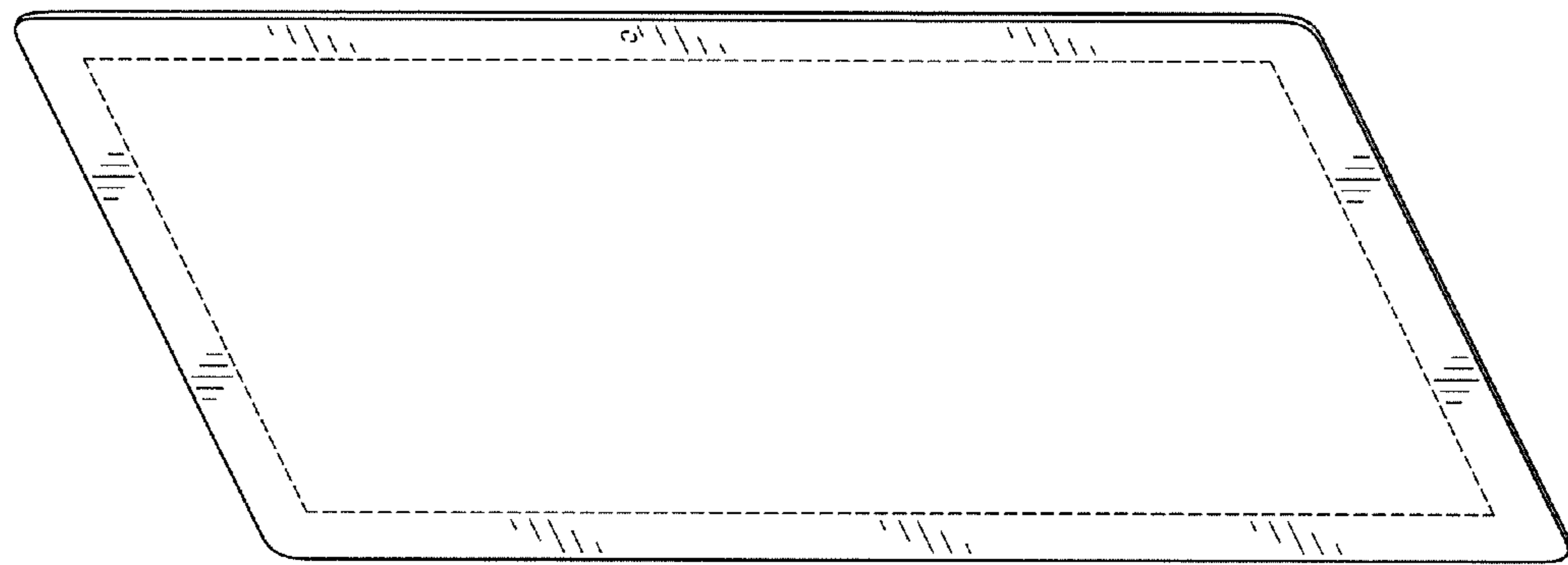


FIG. 9



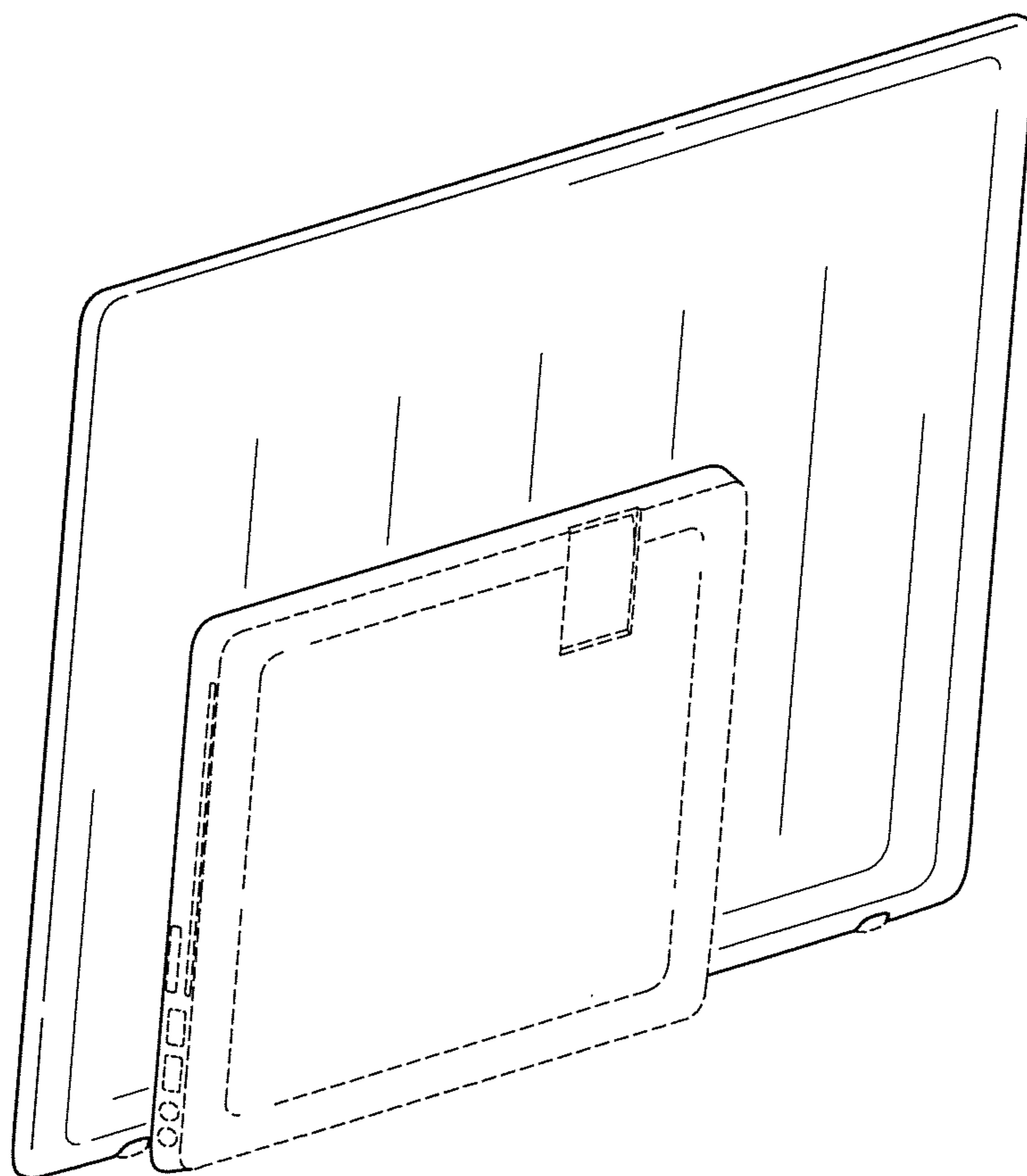


FIG. 10

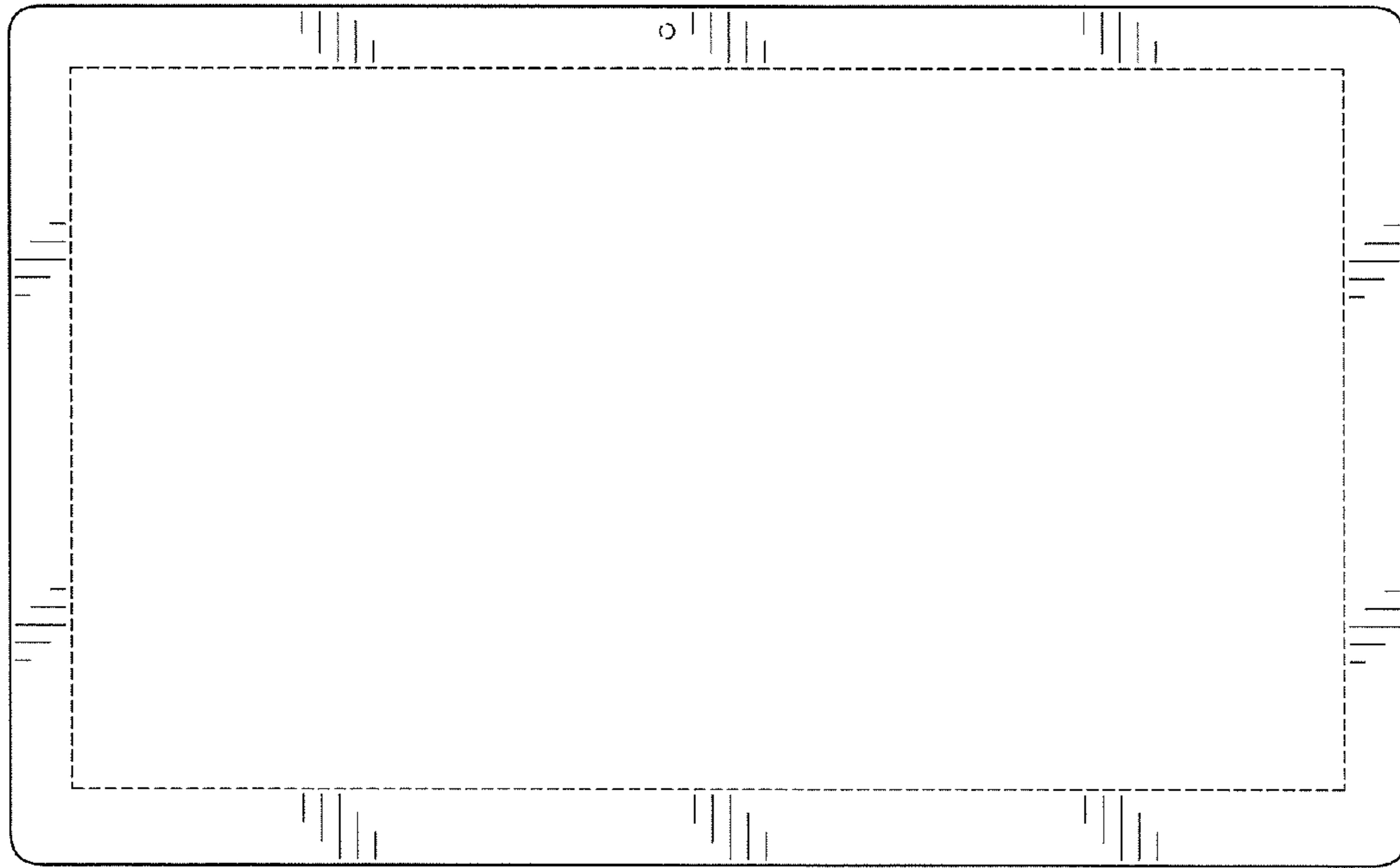


FIG. 11

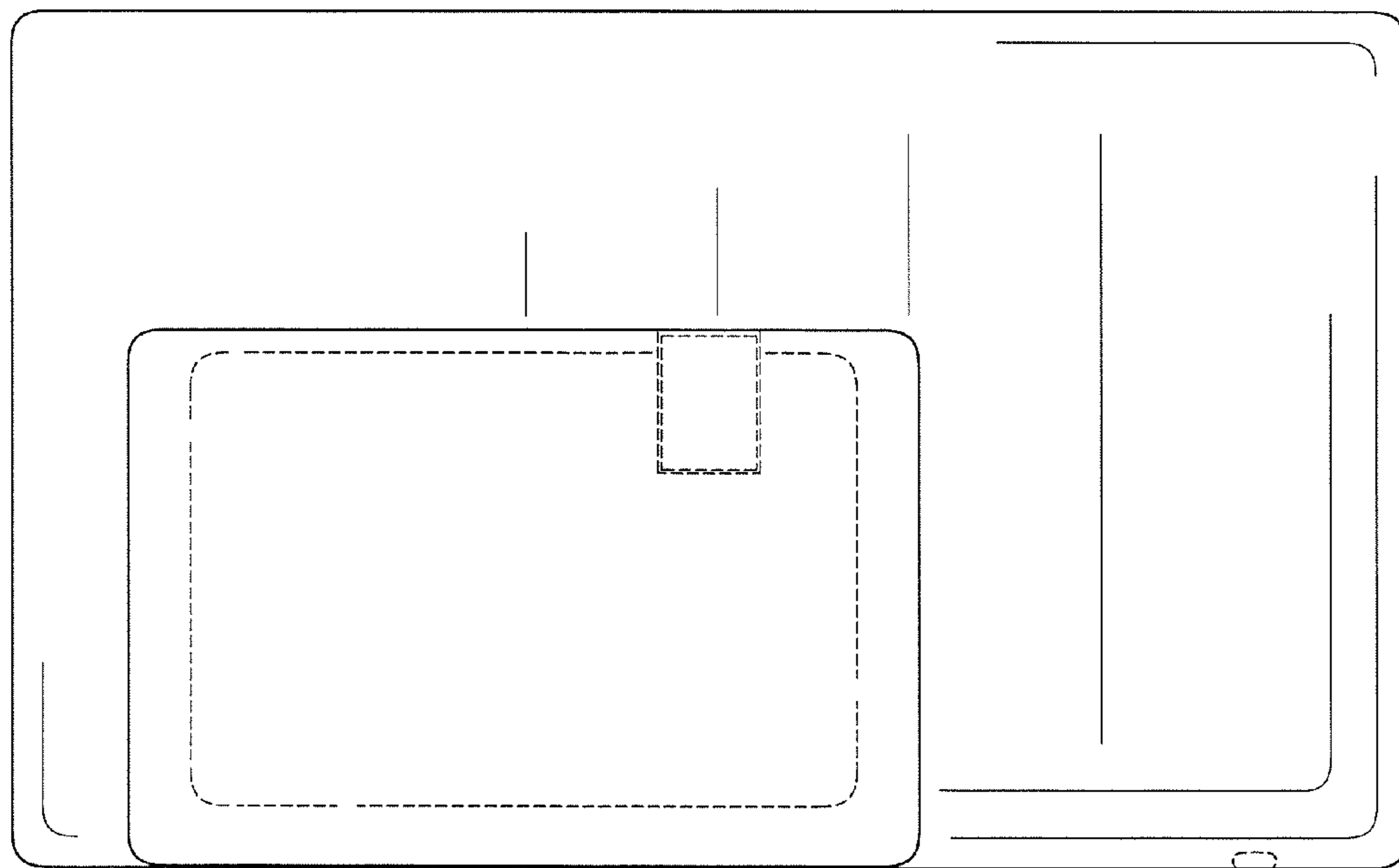


FIG. 12

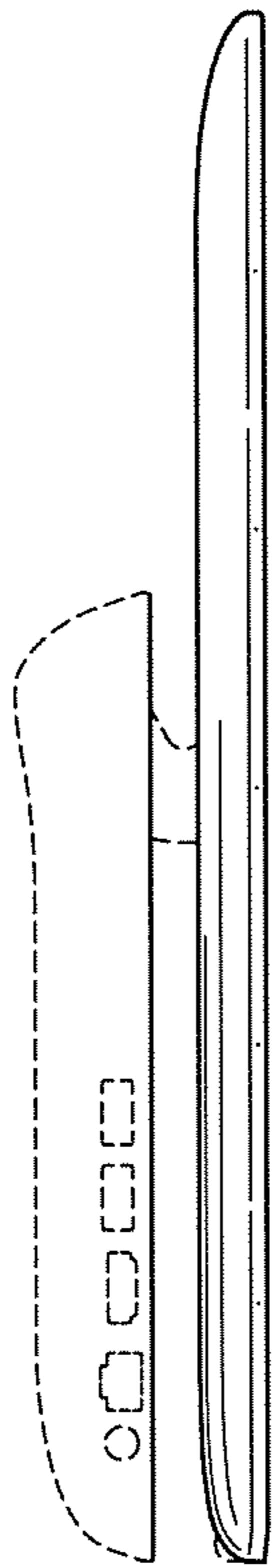


FIG. 13

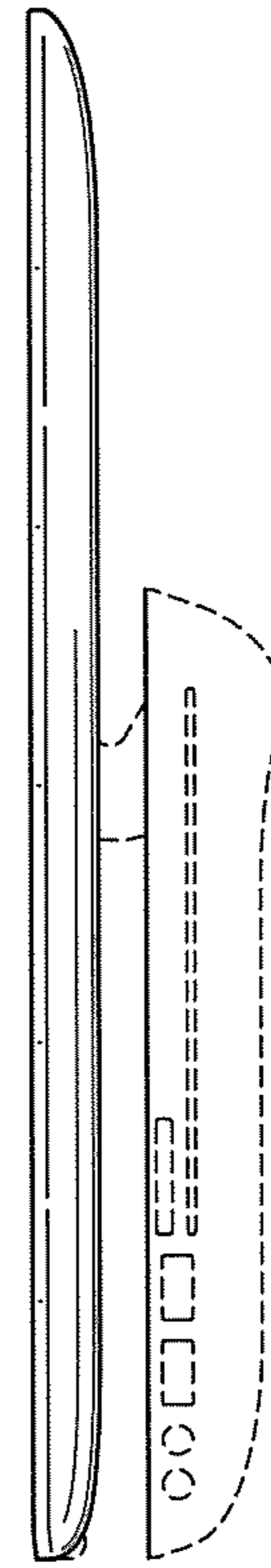


FIG. 14

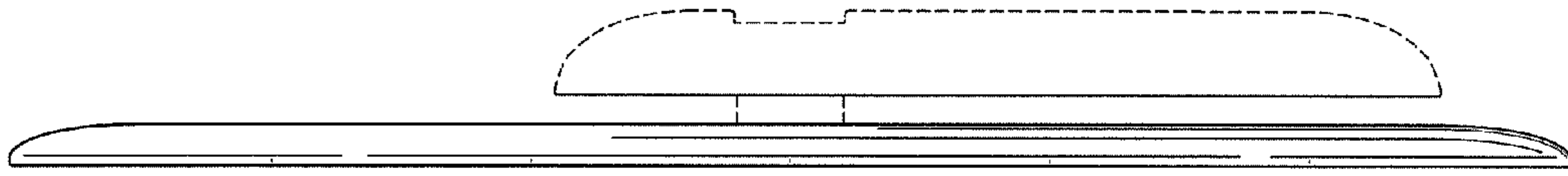


FIG. 15




FIG. 16