



US00D744987S

(12) **United States Design Patent**
Shin et al.

(10) **Patent No.:** **US D744,987 S**
(45) **Date of Patent:** **** Dec. 8, 2015**

(54) **TELEVISION RECEIVER**
(71) Applicant: **Samsung Electronics Co., Ltd.**,
Suwon-si, Gyeonggi-do (KR)
(72) Inventors: **Rina Shin**, Seoul (KR); **Hyung-Ho Hwangbo**, Seoul (KR); **Hae-Sung Park**, Seoul (KR); **Christopher Edward Bangle**, Clavesana (IT)

(73) Assignee: **SAMSUNG ELECTRONICS CO., LTD.** (KR)

(**) Term: **14 Years**

(21) Appl. No.: **29/472,310**

(22) Filed: **Nov. 11, 2013**

(30) **Foreign Application Priority Data**

May 11, 2013 (KR) 30-2013-0024899

(51) **LOC (10) Cl.** **14-03**

(52) **U.S. Cl.**
USPC **D14/239**

(58) **Field of Classification Search**
USPC D14/371-382, 125-134, 239, 448-452,
D14/136, 341, 479, 389, 397, 308, 412, 157,
D14/155, 511, 432, 498, 138 AD;
361/679.02; 348/836, 838, 180, 184,
348/325, 739; 248/917-924, 465; 345/104;
D6/300, 301, 302, 308, 310-314;
D11/131, 132, 140

CPC G01F 1/1601
See application file for complete search history.

(56) **References Cited**

U.S. PATENT DOCUMENTS

D370,429 S * 6/1996 Taylor D11/132
D543,522 S * 5/2007 Lee D14/126

D561,712 S * 2/2008 Chu D14/126
D614,185 S * 4/2010 Chien D14/374
D620,905 S * 8/2010 Honda D14/126
D628,200 S * 11/2010 Ko et al. D14/374
D631,023 S * 1/2011 Kim et al. D14/126
D660,015 S * 5/2012 Chiu D6/308
D675,583 S * 2/2013 Kubota D14/126
D725,059 S * 3/2015 Kim et al. D14/126

* cited by examiner

Primary Examiner — Susan Bennett Hattan

Assistant Examiner — Brett Miller

(74) *Attorney, Agent, or Firm* — Cantor Colburn LLP

(57) **CLAIM**

The ornamental design for a television receiver, as shown and described.

DESCRIPTION

FIG. 1 is a perspective view of a television receiver, showing our new design;

FIG. 2 is a front view thereof;

FIG. 3 is a rear view thereof;

FIG. 4 is a side view thereof;

FIG. 5 is another side view thereof;

FIG. 6 is a top plan view thereof;

FIG. 7 is a bottom plan view thereof; and

FIG. 8 is a rear perspective view thereof;

FIG. 9 is an enlarged side view of the portion, '9', in FIG. 4; and,

FIG. 10 is an enlarged perspective view of the portion, '10' in FIG. 1.

The unclaimed dot-dash lines show the boundary of the claimed design. The dash-dash broken lines depict unclaimed environment.

The dot-dot-dash broken lines show the location from which detail views are taken and form no part of the claim.

The shade lines in the figures show contour and not surface ornamentation.

1 Claim, 8 Drawing Sheets

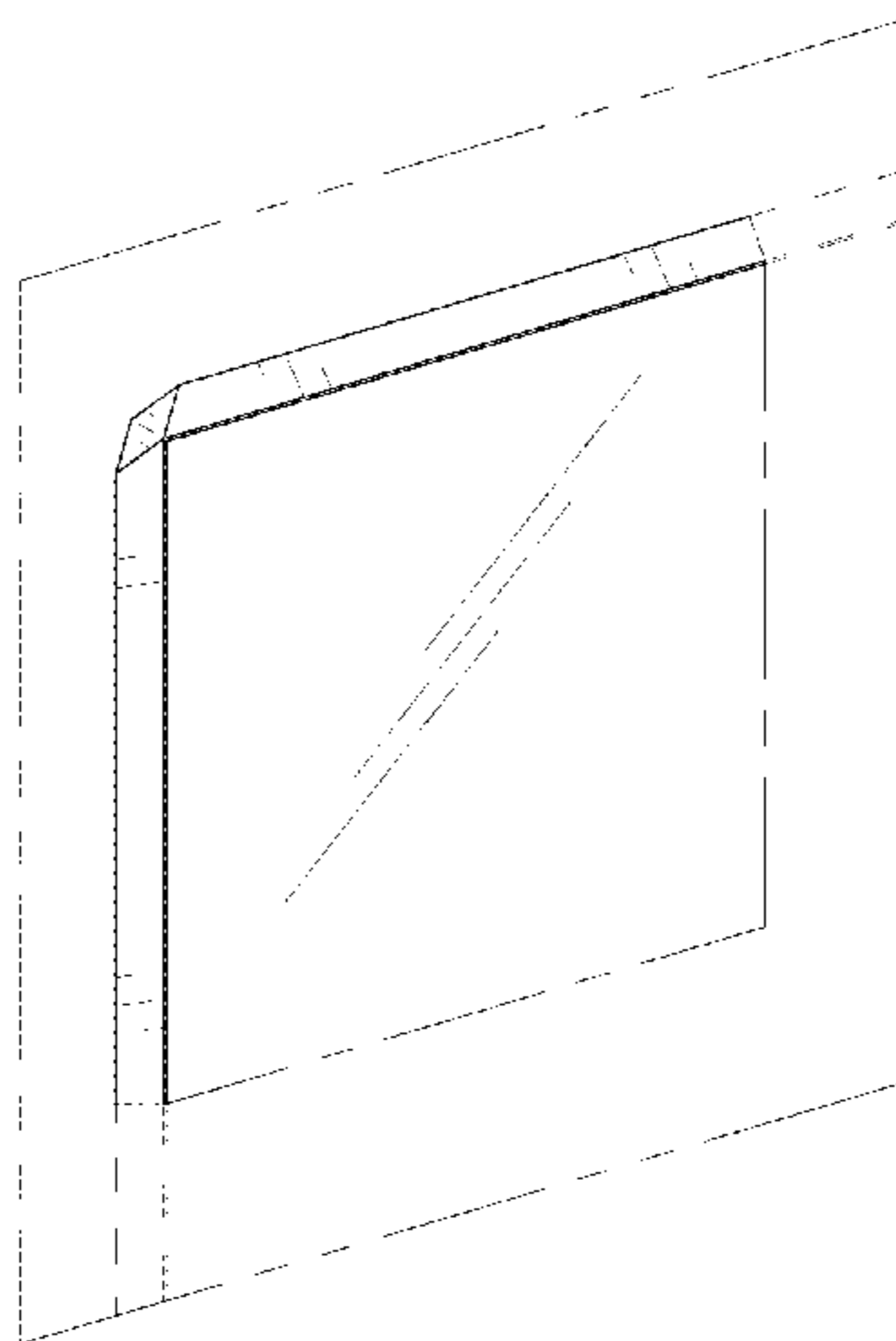


FIG. 1

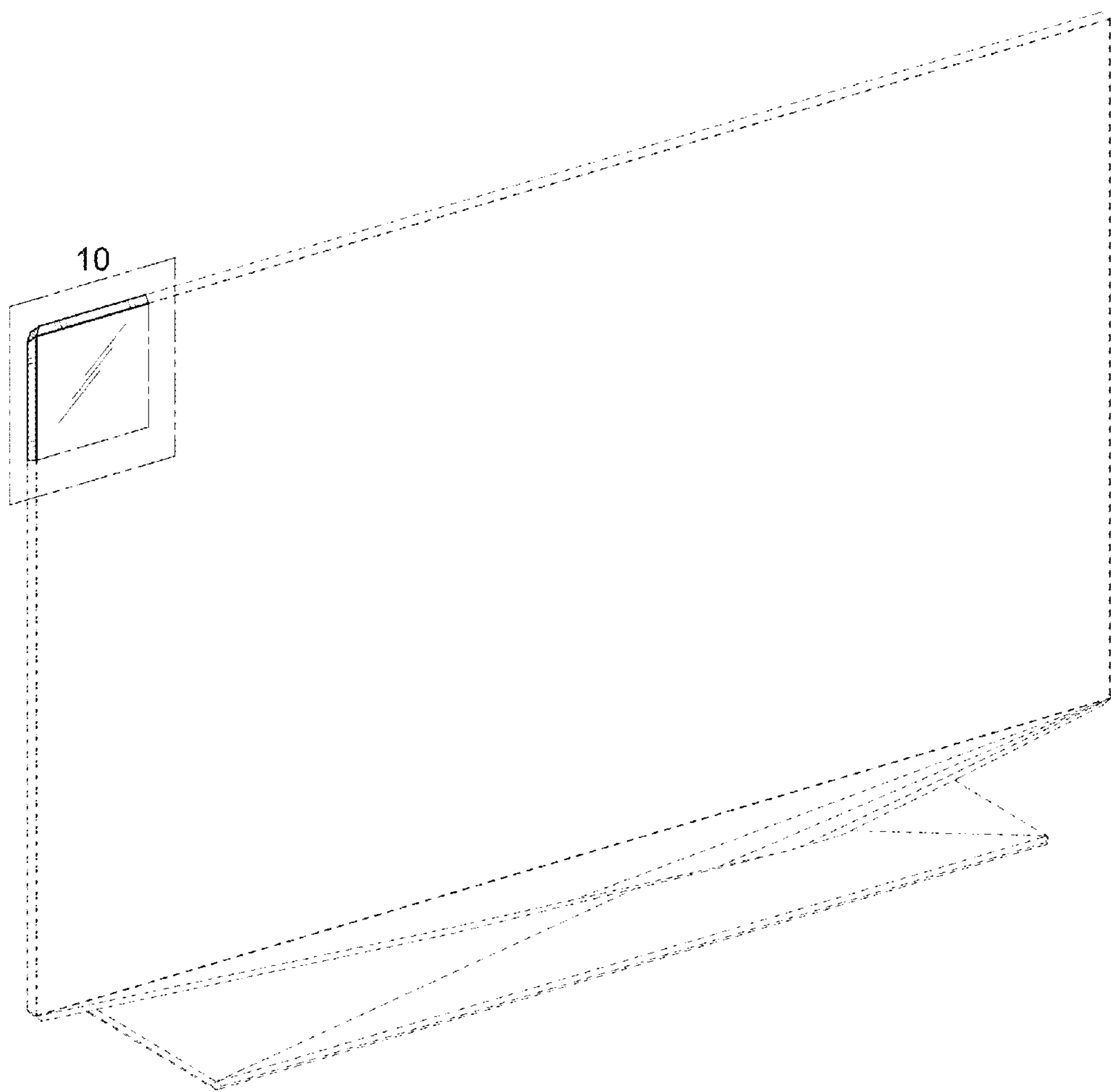


FIG. 2



FIG. 3

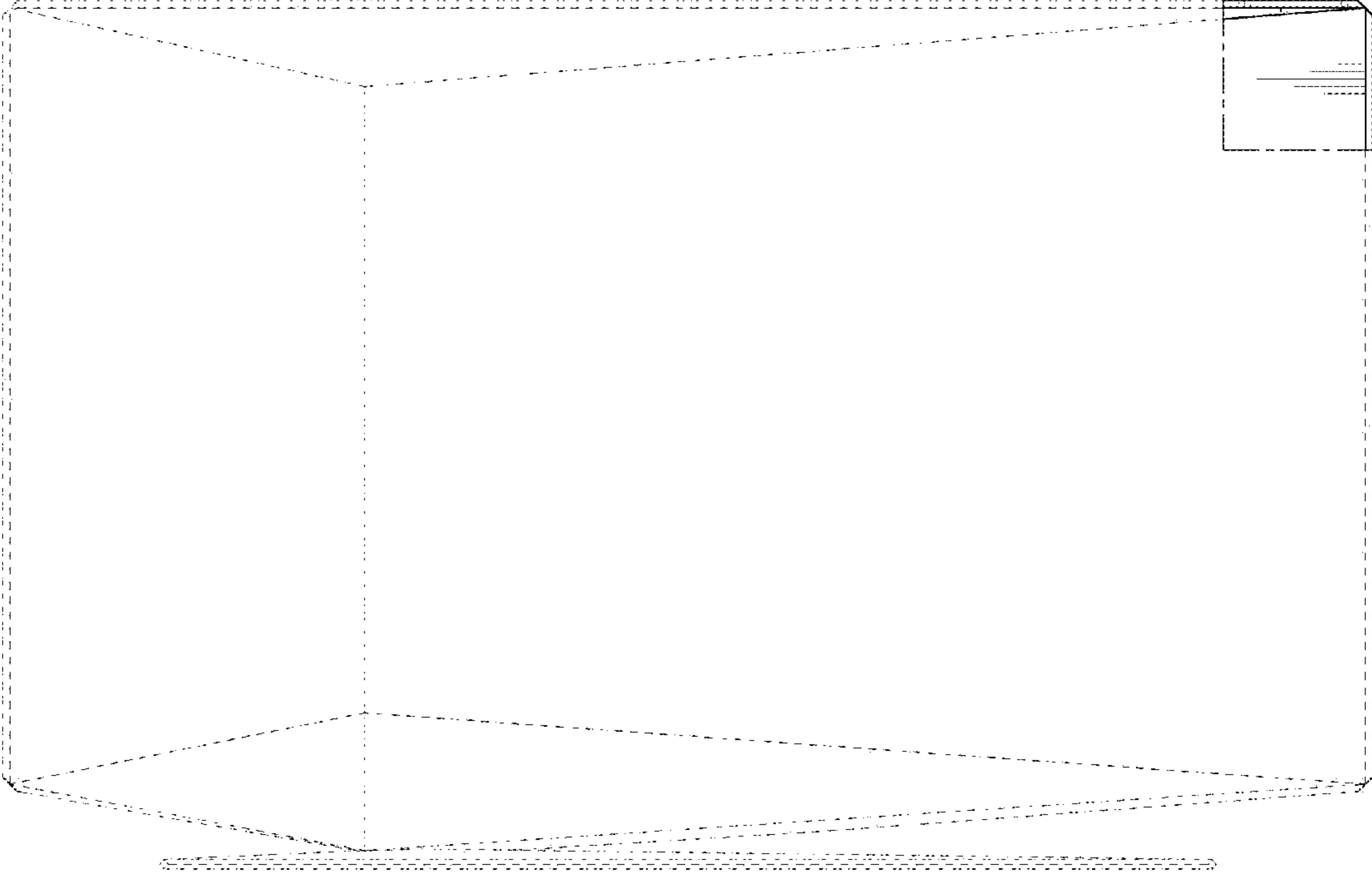


FIG. 4




FIG. 5




FIG. 6

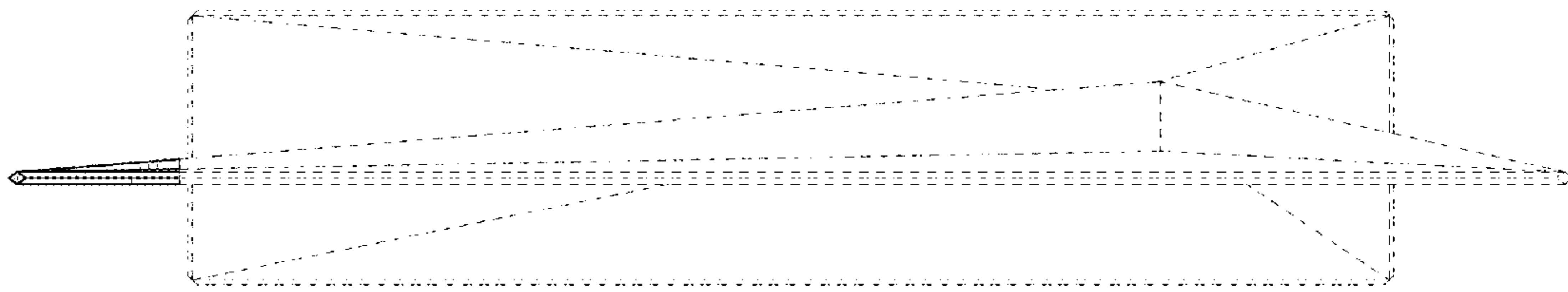


FIG. 7




FIG. 8

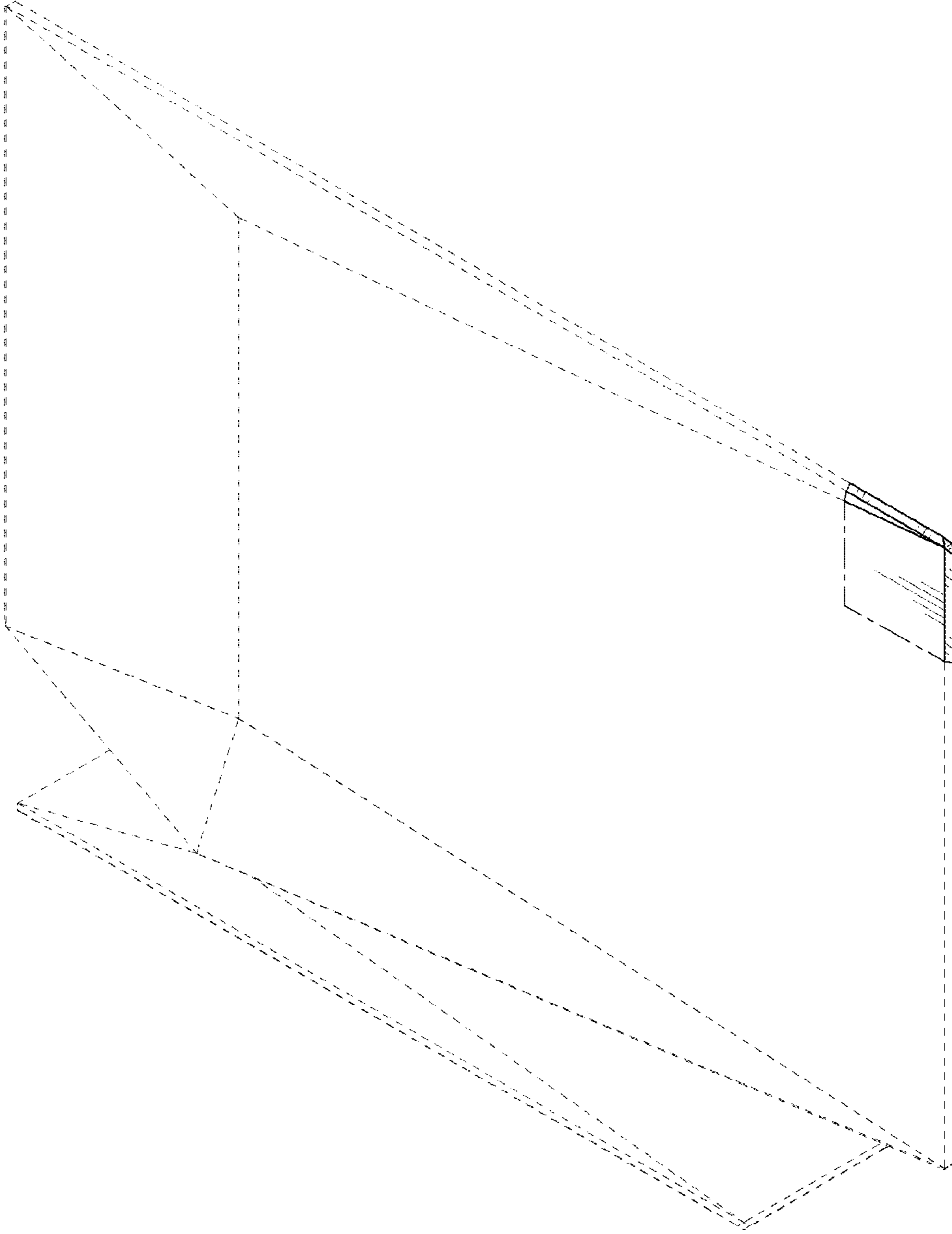


FIG. 9

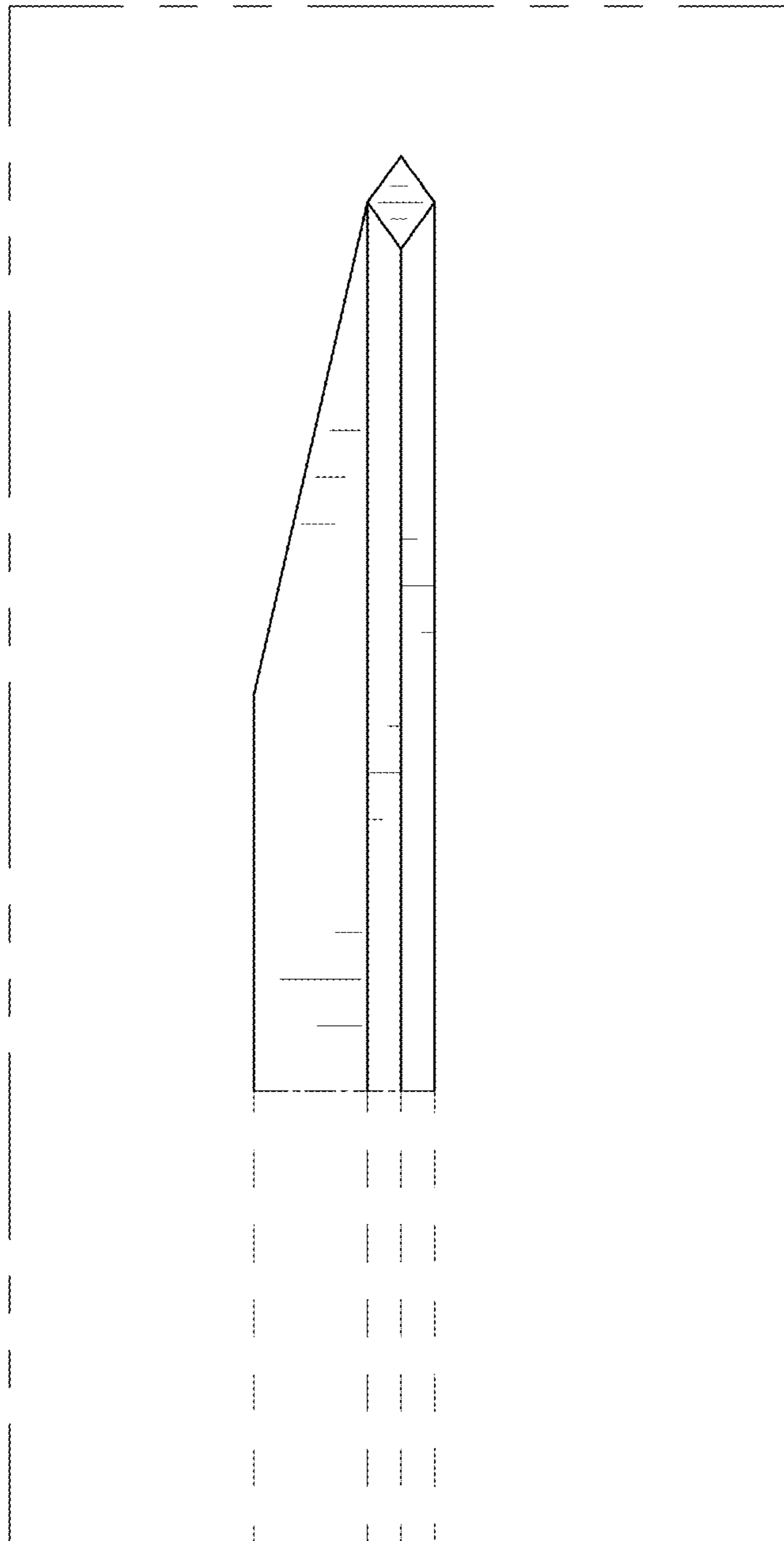


FIG. 10

