



US00D744972S

(12) **United States Design Patent**
Im et al.

(10) **Patent No.:** **US D744,972 S**
(45) **Date of Patent:** **** Dec. 8, 2015**

(54) **MOBILE PHONE**

(71) Applicant: **Samsung Electronics Co., Ltd.**,
Suwon-si (KR)

(72) Inventors: **Jung-Hyeok Im**, Yongin-si (KR);
Jung-Min Yeo, Seoul (KR); **Hye-Jeong Lee**, Seoul (KR)

(73) Assignee: **Samsung Electronics Co., Ltd.**,
Suwon-si (KR)

(**) Term: **14 Years**

(21) Appl. No.: **29/466,728**

(22) Filed: **Sep. 11, 2013**

(30) **Foreign Application Priority Data**

Mar. 11, 2013 (KR) 30-2013-0012210

(51) **LOC (10) Cl.** **14-03**

(52) **U.S. Cl.**
USPC **D14/138 AA**

(58) **Field of Classification Search**

USPC D14/137, 138 R, 138 AA, 138 C, 138 G,
D14/142, 144, 147, 240, 247, 248, 250,
D14/341-347, 496, 138; D13/168; D18/7;
455/90.2, 90.3, 550.1, 556.1, 556.2;
379/433.01

CPC ... H04M 1/02; H04M 1/0202; H04M 1/0206;
H04M 1/0208; H04M 1/021; H04M 1/0212;
H04M 1/0214; H04M 1/0216; H04M 1/0241;
H04M 1/0264; G06F 1/1626

See application file for complete search history.

(56) **References Cited**

U.S. PATENT DOCUMENTS

D558,756 S * 1/2008 Andre et al. D14/341
D615,062 S * 5/2010 Tsai et al. D14/138 AA
D623,163 S * 9/2010 Choi et al. D14/138 AA
D629,772 S * 12/2010 Mo et al. D14/138 G

D633,460 S * 3/2011 Yi et al. D14/138 G
D646,248 S * 10/2011 Lee D14/138 G
D650,350 S * 12/2011 Wong D14/138 G
D656,917 S * 4/2012 Tom et al. D14/138 G
D657,764 S * 4/2012 Hong D14/138 G
D664,517 S * 7/2012 Sutherland et al. D14/138 G
D675,183 S * 1/2013 Suk D14/138 AA
D675,185 S * 1/2013 Han D14/138 AA
D675,186 S * 1/2013 Han D14/138 AA
D676,407 S * 2/2013 Kim D14/138 AA
D682,238 S * 5/2013 Park et al. D14/138 AA
D686,587 S * 7/2013 Osaki D14/138 AA
D687,007 S * 7/2013 Son D14/138 AA
D697,893 S * 1/2014 Kim et al. D14/138 G
D703,176 S * 4/2014 Yoo et al. D14/138 G
D703,178 S * 4/2014 Park et al. D14/138 G
D703,632 S * 4/2014 Lim et al. D14/138 G

(Continued)

Primary Examiner — Sandra Snapp

(74) *Attorney, Agent, or Firm* — NSIP Law

(57) **CLAIM**

The ornamental design for a mobile phone, as shown and described.

DESCRIPTION

FIG. 1 is a front perspective view of a mobile phone showing our new design;

FIG. 2 is a front view thereof;

FIG. 3 is a rear view thereof;

FIG. 4 is a left-side view thereof;

FIG. 5 is a right-side view thereof;

FIG. 6 is a top view thereof;

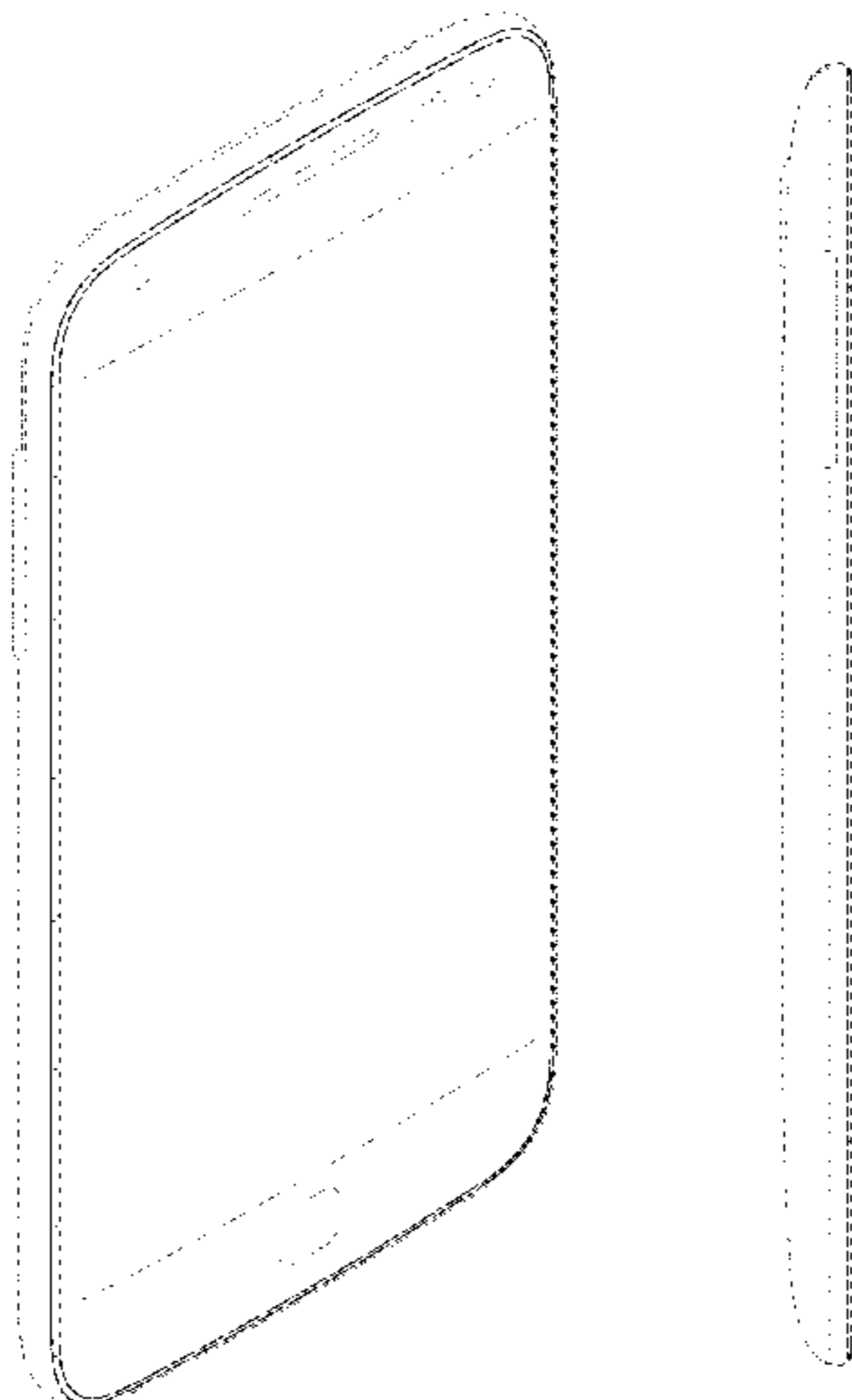
FIG. 7 is a bottom view thereof; and,

FIG. 8 is an enlargement of the encircled portion shown in FIG. 7.

The broken lines illustrating portions of the mobile phone are for environmental purposes only and form no part of the claimed design.

The dot-dash broken lines encircling the portion of the claimed design that is illustrated in enlargements form no part of the claimed design.

1 Claim, 8 Drawing Sheets



(56)

References Cited

U.S. PATENT DOCUMENTS

D706,237 S * 6/2014 Kim et al. D14/138 G
D706,736 S * 6/2014 Kim et al. D14/138 G
D706,737 S * 6/2014 Kim et al. D14/138 G
D709,475 S * 7/2014 Hirota D14/138 AA

D710,323 S * 8/2014 Harmon et al. D14/138 AA
D710,843 S * 8/2014 Akana et al. D14/341
D713,813 S * 9/2014 Lee D14/138 G
D716,251 S * 10/2014 Choi et al. D14/138 G
D730,860 S * 6/2015 Ryu et al. D14/138 G

* cited by examiner

FIG. 1




FIG. 2




FIG. 3




FIG. 4




FIG. 5




FIG. 6




FIG. 7

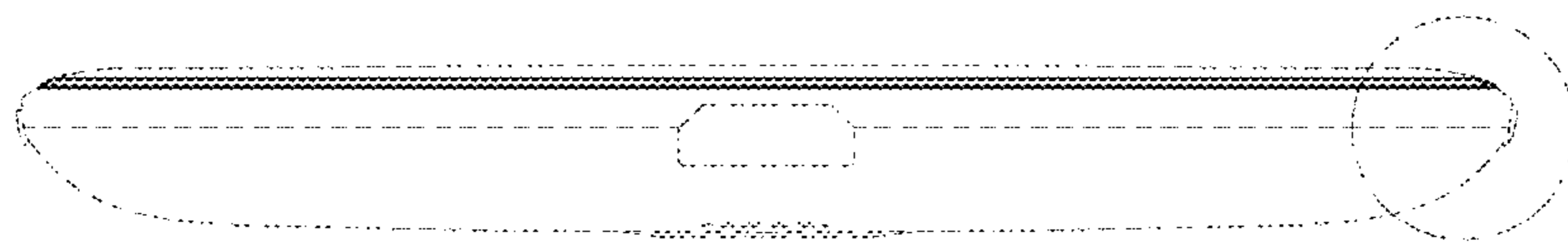


FIG. 8

