



US00D744967S

(12) **United States Design Patent**
Krishnan et al.

(10) **Patent No.:** **US D744,967 S**
(45) **Date of Patent:** **** Dec. 8, 2015**

(54) **SPINDLE KEY**

(71) Applicant: **Veeco Instruments Inc.**, Plainview, NY
(US)

(72) Inventors: **Sandeep Krishnan**, Princeton, NJ (US);
Keng Moy, Basking Ridge, NJ (US);
Alexander I. Gurary, Bridgewater, NJ
(US); **Matthew King**, Montville, NJ
(US); **Vadim Boguslavskiy**, Princeton,
NJ (US); **Steven Krommenhoek**,
Annandale, NJ (US)

(73) Assignee: **Veeco Instruments Inc.**, Plainview, NY
(US)

(**) Term: **14 Years**

(21) Appl. No.: **29/499,058**

(22) Filed: **Aug. 11, 2014**

Related U.S. Application Data

(62) Division of application No. 29/416,217, filed on Mar.
20, 2012, now Pat. No. Des. 712,852.

(51) **LOC (10) Cl.** **13-03**

(52) **U.S. Cl.**
USPC **D13/182**

(58) **Field of Classification Search**
USPC D13/182; 451/5, 11, 28, 36, 37, 41, 59,
451/64, 66, 155, 156, 157, 259, 260, 270,
451/271, 280, 283, 285, 287, 288, 289
CPC B24B 47/00; B24B 47/10; B24B 47/12;
B24B 47/14; B24B 47/16; B24B 47/18;
B24B 47/20; B24B 47/203; B24B 47/206
See application file for complete search history.

(56) **References Cited**

U.S. PATENT DOCUMENTS

1,795,230 A *	3/1931	Ott	451/155
1,844,791 A	2/1932	Ott et al.		
3,101,573 A	8/1963	Thiel		
3,418,758 A *	12/1968	McEwan	451/121
3,731,435 A	5/1973	Boettcher et al.		
3,845,738 A	11/1974	Berkman et al.		
3,930,341 A	1/1976	Neuman		

(Continued)

FOREIGN PATENT DOCUMENTS

CN	202492576 U	10/2012
JP	59232994	12/1984

(Continued)

OTHER PUBLICATIONS

International Search Report and Written Opinion for PCT/US2013/
028572 dated Jun. 14, 2013.

(Continued)

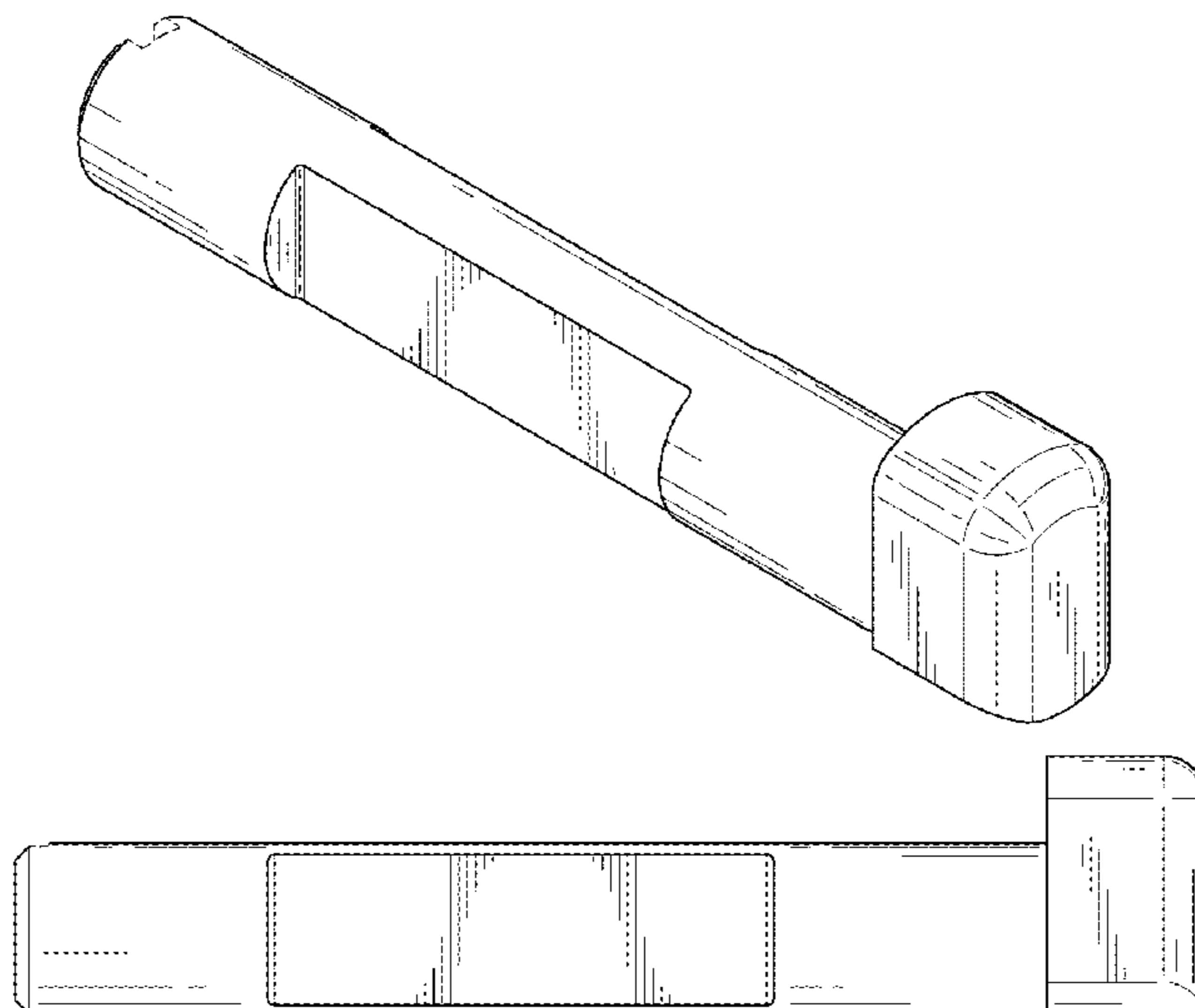
Primary Examiner — Elizabeth J Oswecki
(74) *Attorney, Agent, or Firm* — Lerner, David, Littenberg,
Krumholz & Mentlik, LLP

(57) **CLAIM**
The ornamental design for a spindle key, as shown and
described.

DESCRIPTION

FIG. 1 is a top perspective view of a spindle key showing our
new design;
FIG. 2 is a left side view thereof, the right side view being a
mirror image of the left side view;
FIG. 3 is a front view thereof;
FIG. 4 is a rear view thereof;
FIG. 5 is a top plan view thereof; and,
FIG. 6 is a bottom plan view thereof.
The broken lines shown in the drawings represent portions of
the spindle key that form no part of the claimed design.

1 Claim, 2 Drawing Sheets



(56)

References Cited

U.S. PATENT DOCUMENTS

4,165,584 A 8/1979 Scherrer
 4,206,572 A 6/1980 Delehonte
 4,512,113 A 4/1985 Budinger
 4,551,947 A 11/1985 Grimm et al.
 4,679,357 A 7/1987 Richter et al.
 4,739,589 A 4/1988 Brehm et al.
 4,821,457 A 4/1989 Ianuzzi
 4,928,434 A * 5/1990 Gianfranco 451/155
 5,191,738 A 3/1993 Nakazato et al.
 5,193,316 A 3/1993 Olmstead
 5,335,560 A 8/1994 Wang
 5,361,543 A 11/1994 Bory
 5,371,978 A 12/1994 Higashikawa
 5,377,451 A 1/1995 Leoni et al.
 5,402,604 A 4/1995 Hashii et al.
 5,422,316 A 6/1995 Desai et al.
 5,482,498 A 1/1996 Higashikawa
 5,573,448 A 11/1996 Nakazima et al.
 5,624,302 A 4/1997 Hashii et al.
 5,647,789 A 7/1997 Kitta et al.
 5,674,107 A 10/1997 Graebner et al.
 5,683,518 A 11/1997 Moore et al.
 5,788,777 A 8/1998 Burk, Jr.
 5,840,124 A 11/1998 Gurary et al.
 D405,430 S 2/1999 Matsushima
 5,865,666 A 2/1999 Nagahara
 5,954,912 A 9/1999 Moore
 6,080,042 A 6/2000 McGregor et al.
 6,241,825 B1 6/2001 Wytman
 6,375,749 B1 4/2002 Boydston et al.
 6,454,635 B1 9/2002 Zhang et al.
 6,500,059 B2 12/2002 Chang et al.
 6,514,424 B2 2/2003 Wenski et al.
 6,666,948 B2 12/2003 Nguyen
 6,709,981 B2 3/2004 Grabbe et al.
 6,733,367 B1 5/2004 Nguyen
 6,786,807 B2 9/2004 Becksvort et al.
 6,824,451 B2 11/2004 Hollatz et al.
 D503,385 S 3/2005 Hosokawa
 7,008,308 B2 3/2006 Bjelopavlic et al.
 7,125,313 B2 10/2006 Zelenski et al.
 7,169,234 B2 1/2007 Weeks et al.
 7,235,139 B2 6/2007 Boguslavskiy et al.

7,252,737 B2 8/2007 Brown et al.
 D564,462 S 3/2008 Ishii et al.
 D574,792 S * 8/2008 Sato D13/182
 D579,885 S * 11/2008 Sato D13/182
 D586,768 S * 2/2009 Inoue et al. D13/182
 7,520,800 B2 4/2009 Duescher
 D601,979 S * 10/2009 Sato D13/182
 D616,394 S 5/2010 Sato
 D616,395 S 5/2010 Sato
 D633,452 S 3/2011 Namiki et al.
 8,021,487 B2 9/2011 Boguslavskiy et al.
 8,177,993 B2 5/2012 Seah et al.
 8,182,315 B2 5/2012 Nguyen
 8,328,600 B2 12/2012 Duescher
 D674,759 S 1/2013 Chang et al.
 D675,567 S 2/2013 Hyakutake
 8,448,289 B2 5/2013 Reith et al.
 D712,852 S * 9/2014 Krishnan et al. D13/182
 D726,133 S * 4/2015 Krishnan et al. D13/182
 2002/0011204 A1 1/2002 Gujer et al.
 2002/0106826 A1 8/2002 Boguslavskiy et al.
 2003/0057089 A1 3/2003 Nguyen
 2004/0200412 A1 10/2004 Frijlink
 2006/0090915 A1 5/2006 Kim
 2009/0194026 A1 8/2009 Burrows et al.
 2013/0125820 A1 5/2013 Yin et al.

FOREIGN PATENT DOCUMENTS

JP 2001332486 A 11/2001
 JP 4159360 8/2004
 JP 2011216520 A 10/2011
 KR 1020030034309 5/2003
 KR 1020110116591 10/2011
 KR 0656558 8/2012
 WO 02063074 A1 8/2002
 WO 201106064 A1 1/2011

OTHER PUBLICATIONS

Japanese Office Action for Application No. 2015-501689 dated Feb. 27, 2015.
 Korean Office Action for Application No. 10-2014-7027578 dated Dec. 18, 2014.

* cited by examiner

FIG. 1

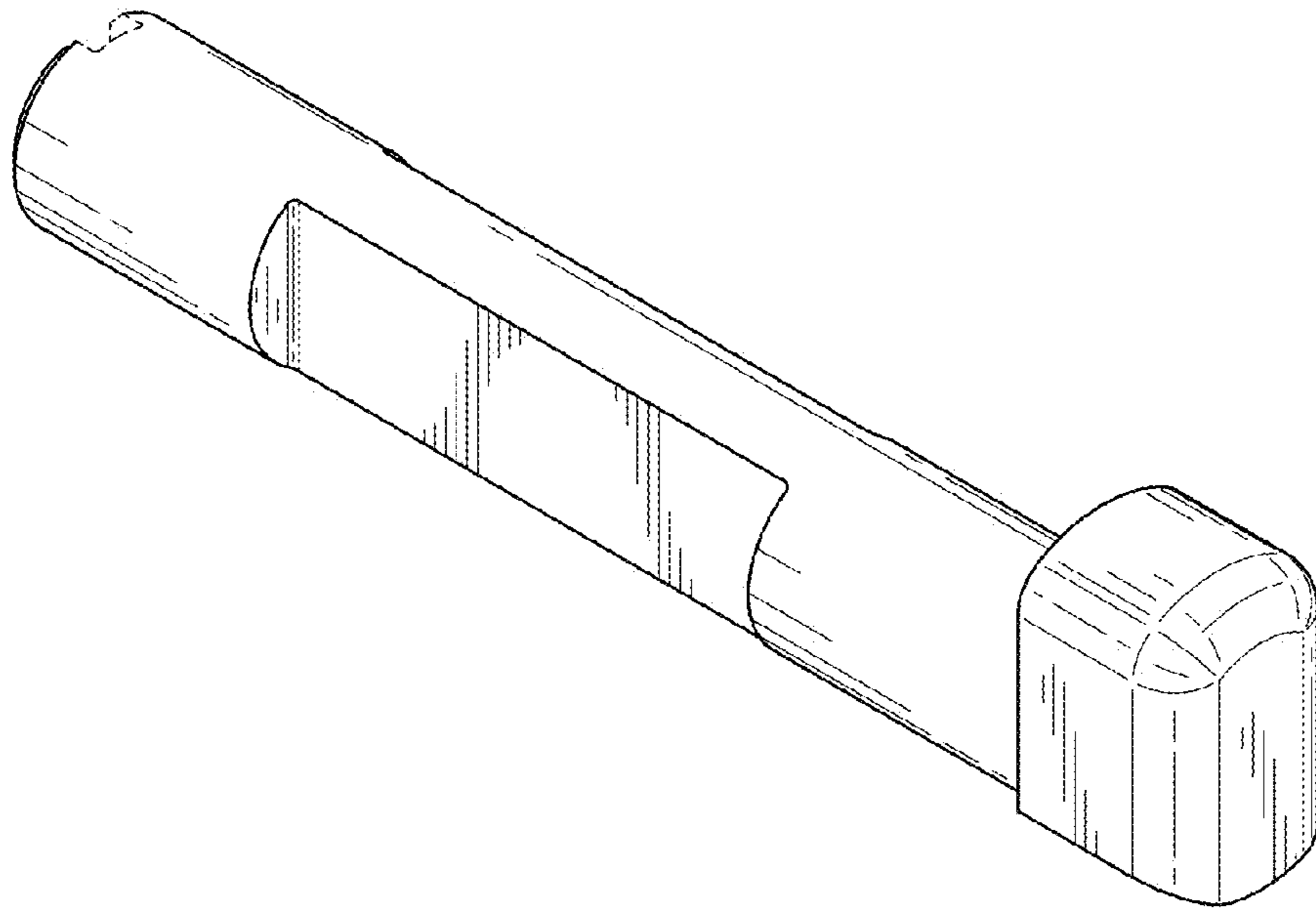


FIG. 2

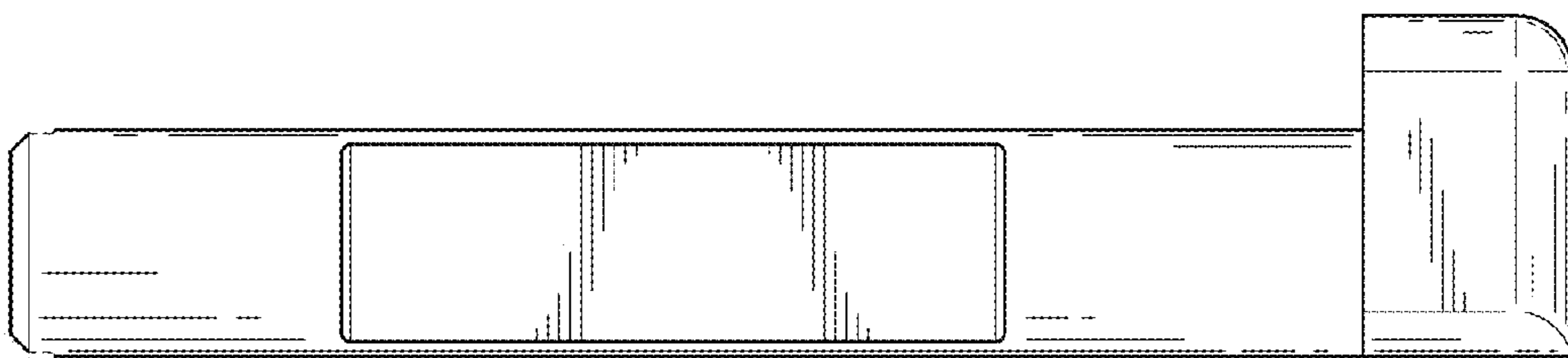


FIG. 3

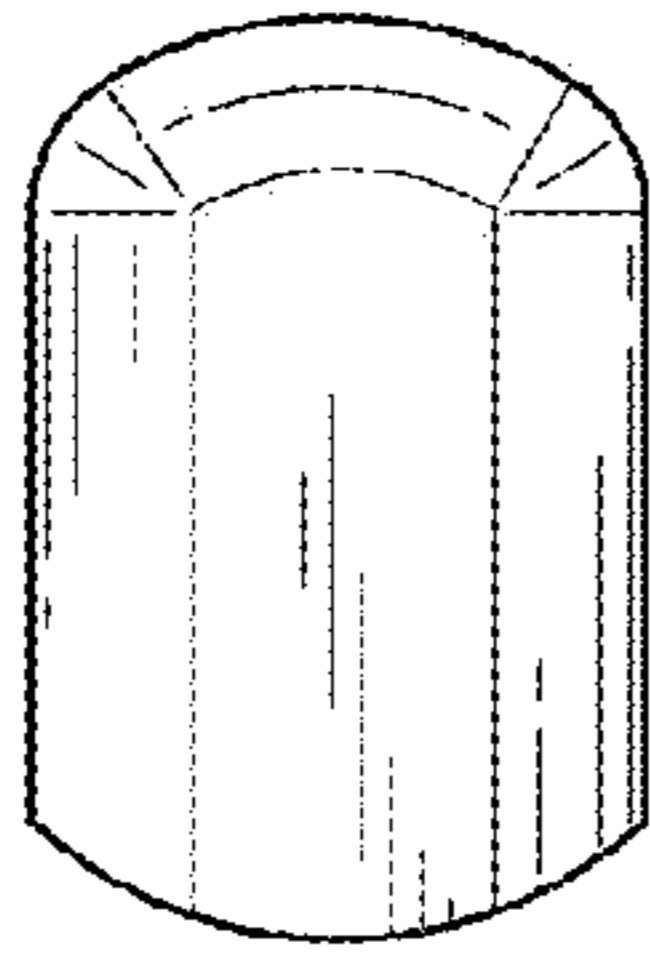


FIG. 4

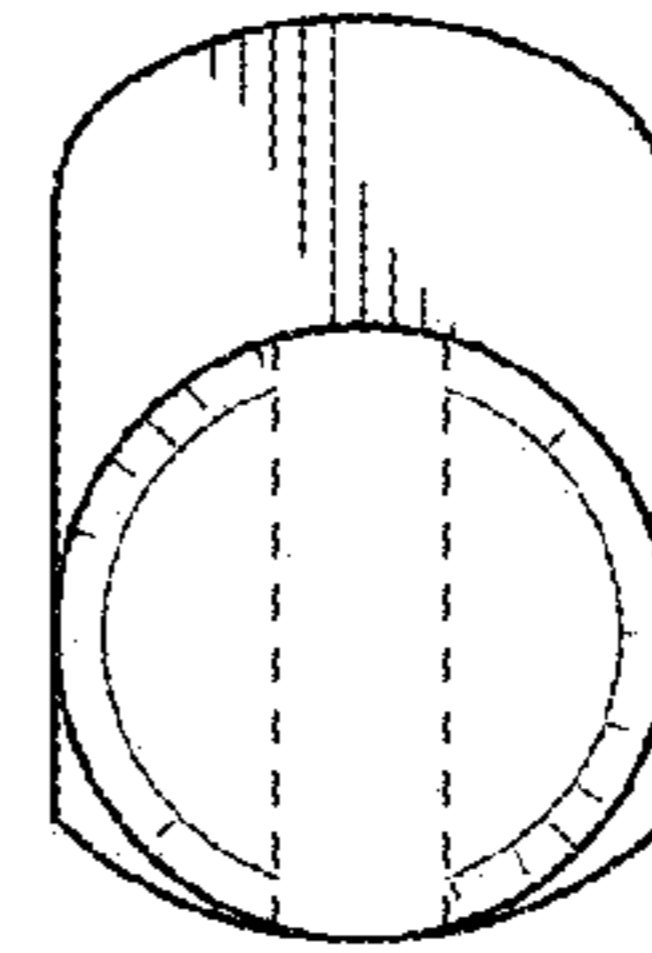


FIG. 5

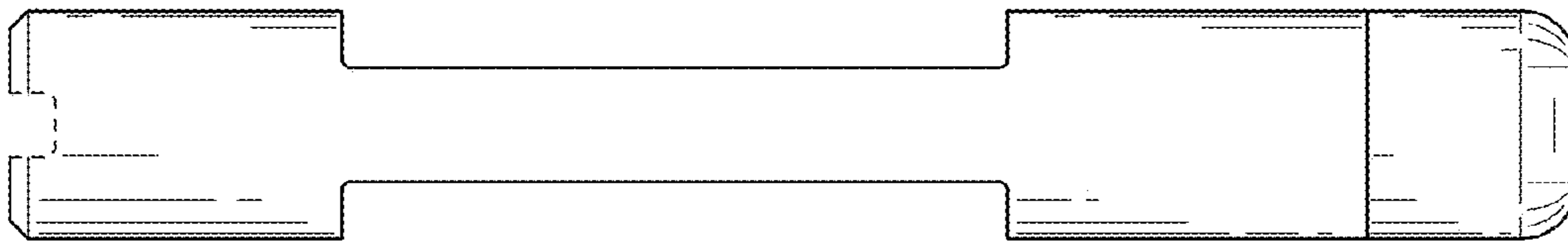


FIG. 6

