



US00D744966S

(12) **United States Design Patent**  
**Yeh**

(10) **Patent No.:** **US D744,966 S**  
(45) **Date of Patent:** **\*\* Dec. 8, 2015**

- (54) **LIGHT-EMITTING DIODE DEVICE**
- (71) Applicant: **EPISTAR CORPORATION**, Hsinchu (TW)
- (72) Inventor: **Hui Chun Yeh**, Hsinchu (TW)
- (73) Assignee: **EPISTAR CORPORATION**, Hsinchu (TW)
- (\*\*) Term: **14 Years**
- (21) Appl. No.: **29/509,216**
- (22) Filed: **Nov. 14, 2014**

8,198,648	B2	6/2012	Bougrov et al.	
D681,559	S	5/2013	Shen et al.	
D681,560	S	5/2013	Shen et al.	
D681,561	S	5/2013	Shen et al.	
D681,562	S	5/2013	Shen et al.	
D681,565	S	5/2013	Yeh et al.	
D681,566	S	5/2013	Chen et al.	
D681,567	S	5/2013	Wang et al.	
D681,568	S	5/2013	Yeh et al.	
D681,570	S	5/2013	Wang et al.	
D687,396	S	8/2013	Chen et al.	
D689,447	S	9/2013	Shen et al.	
8,525,212	B2 *	9/2013	Kim et al.	257/99
8,680,559	B2	3/2014	Kim et al.	
D709,841	S	7/2014	Yeh et al.	
D719,112	S *	12/2014	Yeh	D13/180
8,969,905	B2 *	3/2015	Okabe et al.	257/99
9,018,669	B2 *	4/2015	Seo et al.	257/99
2005/0052878	A1	3/2005	Yamada et al.	

**Related U.S. Application Data**

- (62) Division of application No. 29/473,500, filed on Nov. 22, 2013, now Pat. No. Des. 719,112.
- (51) **LOC (10) Cl.** ..... **13-03**
- (52) **U.S. Cl.**  
USPC ..... **D13/180**
- (58) **Field of Classification Search**  
USPC ..... D13/180; D26/1  
CPC ... H01L 25/167; H01L 25/0753; H01L 27/15;  
H01L 27/156; H01L 31/02; H01L 33/00;  
H01L 33/04; H01L 33/08; H01L 33/10;  
H01L 33/20; H01L 33/38; H01L 33/42;  
H01L 33/48; H01L 33/483; H01L 33/486;  
F21K 9/00; F21K 9/30; F21K 9/54; F21V  
15/01  
See application file for complete search history.

**References Cited**

**U.S. PATENT DOCUMENTS**

7,429,755	B2 *	9/2008	Hsu	257/81
7,884,379	B2 *	2/2011	Sakamoto et al.	257/91
D644,187	S	8/2011	Shen et al.	
D644,188	S	8/2011	Shen et al.	
8,076,688	B2	12/2011	Kim et al.	
8,188,493	B2	5/2012	Li et al.	

(Continued)

*Primary Examiner* — Selina Sikder

(74) *Attorney, Agent, or Firm* — Muncy, Geissler, Olds & Lowe, P.C.

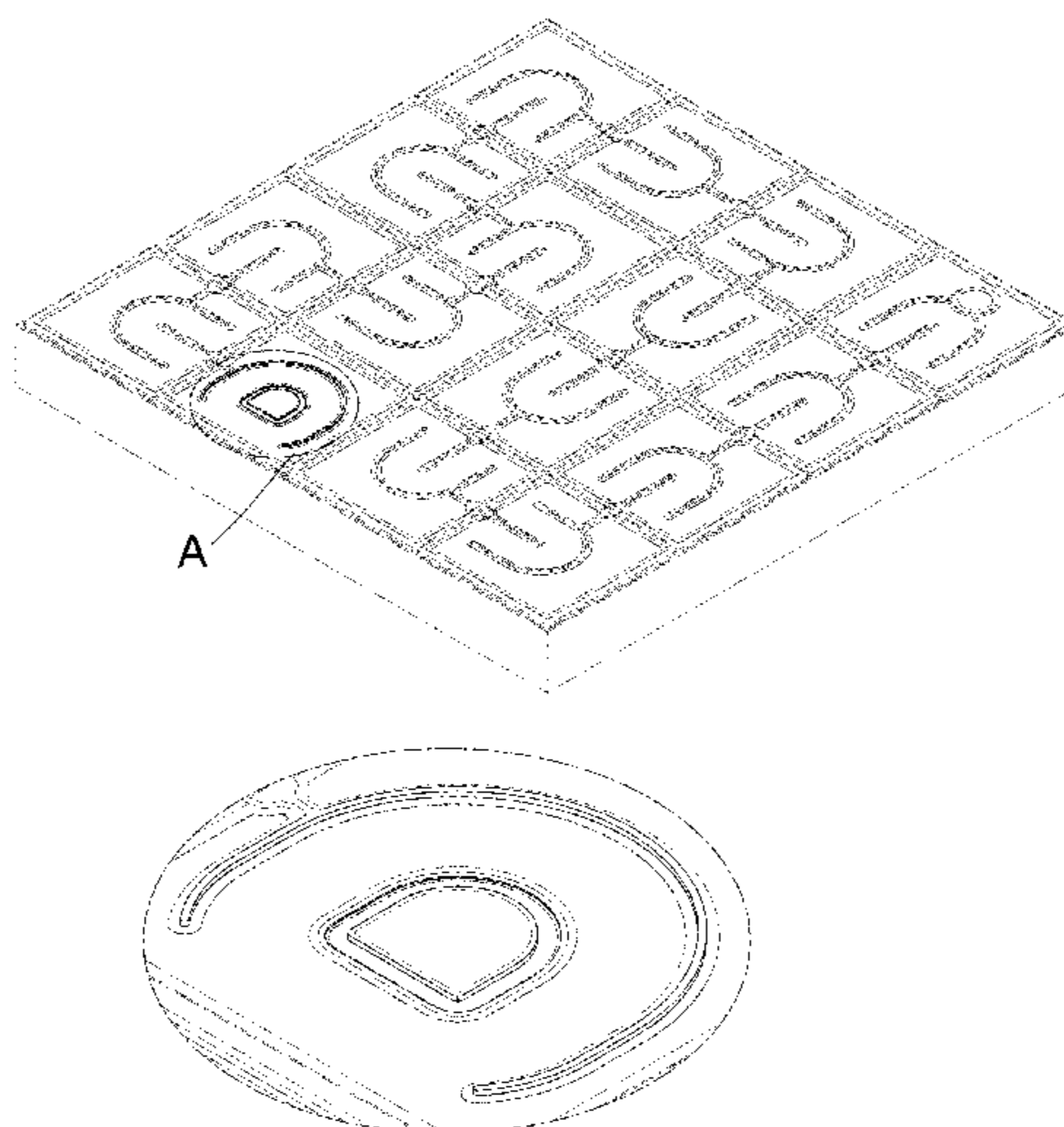
(57) **CLAIM**

The ornamental design for a light-emitting diode device, as shown and described.

**DESCRIPTION**

FIG. 1 is a perspective view of a light-emitting diode device showing our first example of the new design; FIG. 2 is another perspective view thereof; FIG. 3 is a front elevational view thereof; FIG. 4 is a rear elevational view thereof; FIG. 5 is a left side view thereof; FIG. 6 is a right side view thereof; FIG. 7 is a top plan view thereof; and, FIG. 8 is a bottom plan view thereof. The broken line showing is for the purpose of illustrating environmental structure only and forms no part of the claimed design.

**1 Claim, 6 Drawing Sheets**



(56)

**References Cited**

\* cited by examiner

U.S. PATENT DOCUMENTS

2008/0142821	A1*	6/2008	Sakamoto et al. ....	257/98
2011/0089442	A1*	4/2011	Jing et al. ....	257/91
2013/0299853	A1	11/2013	Chen et al.	
2015/0146426	A1*	5/2015	Yeh .....	362/249.06

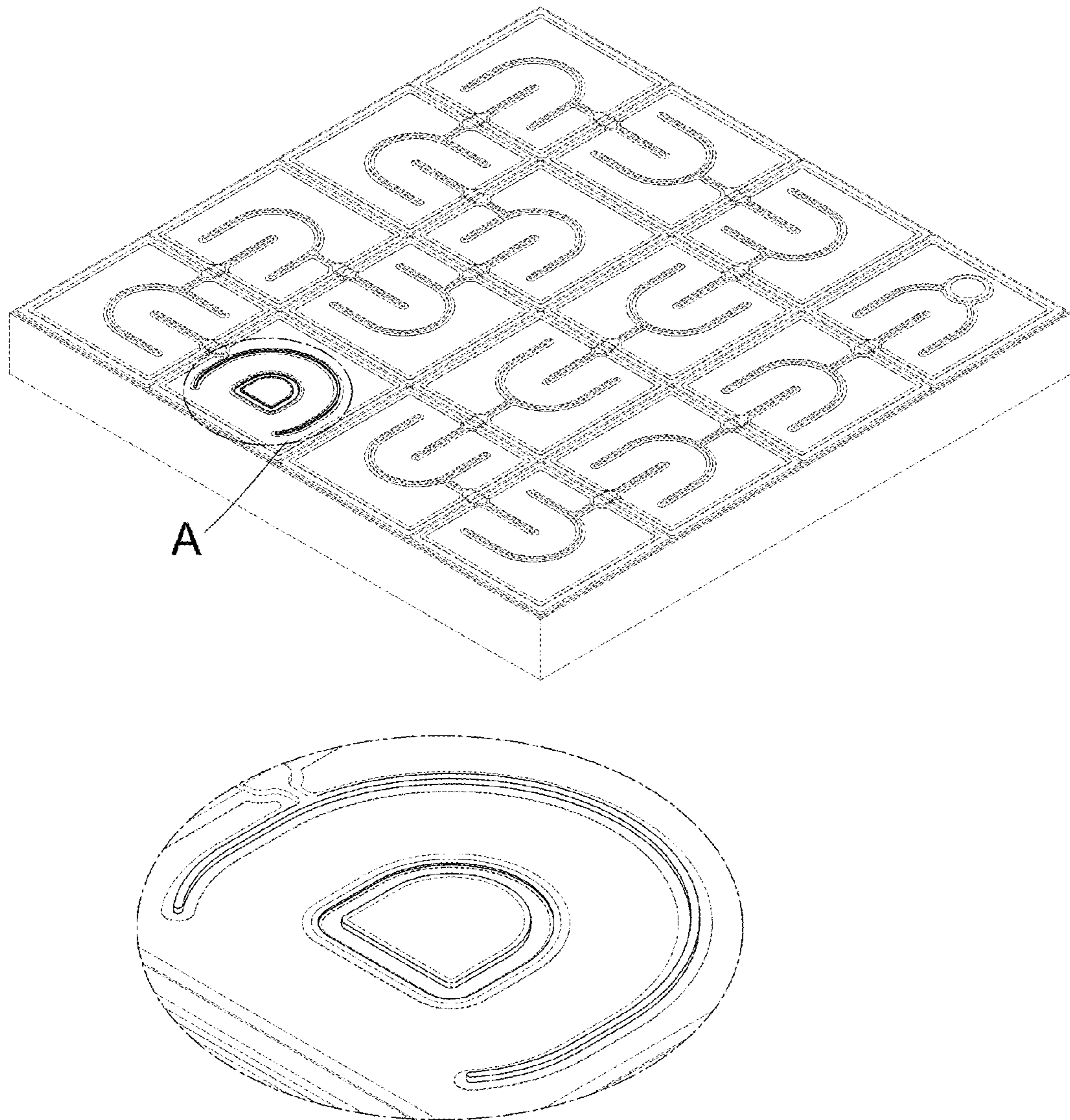


FIG. 1



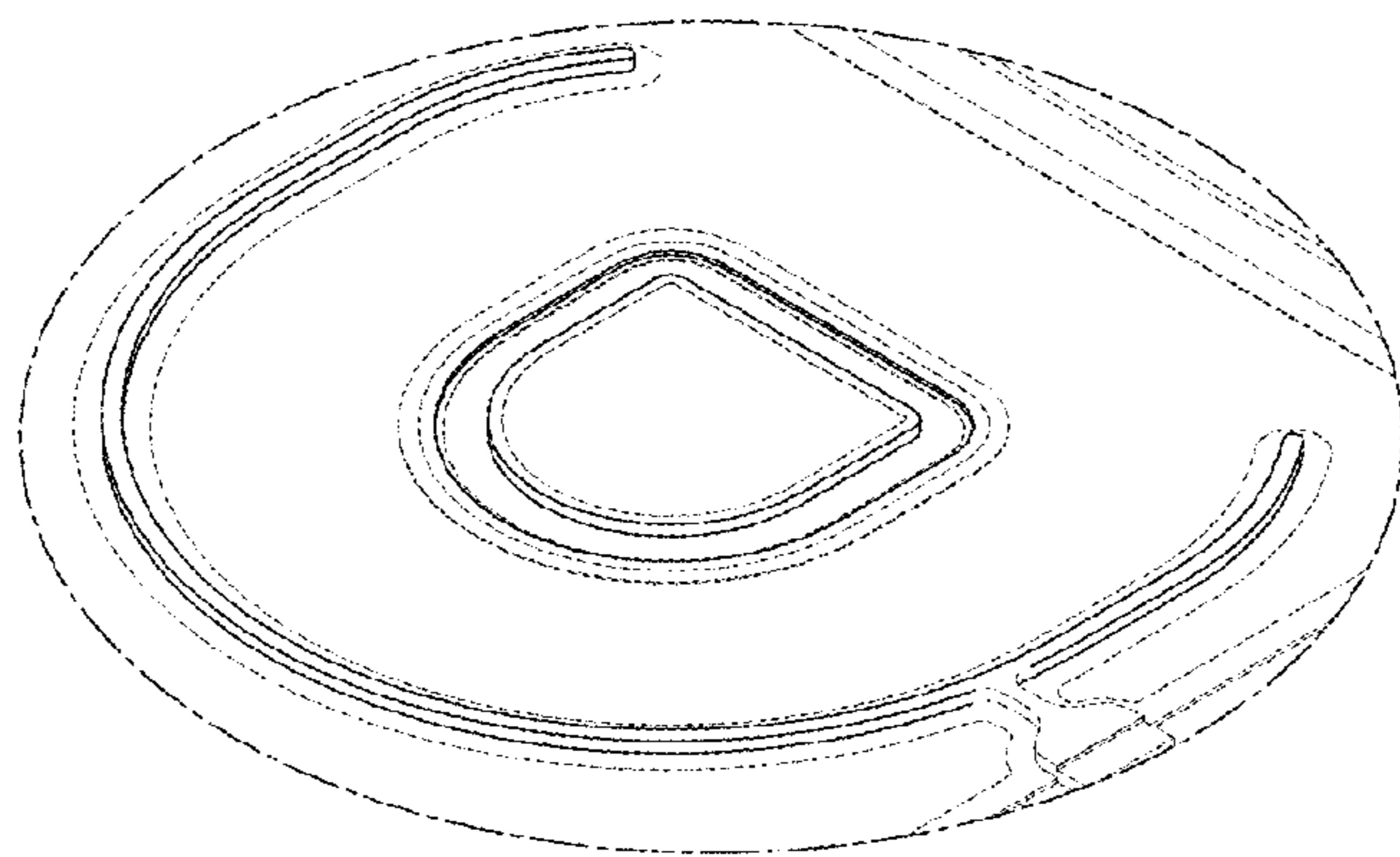
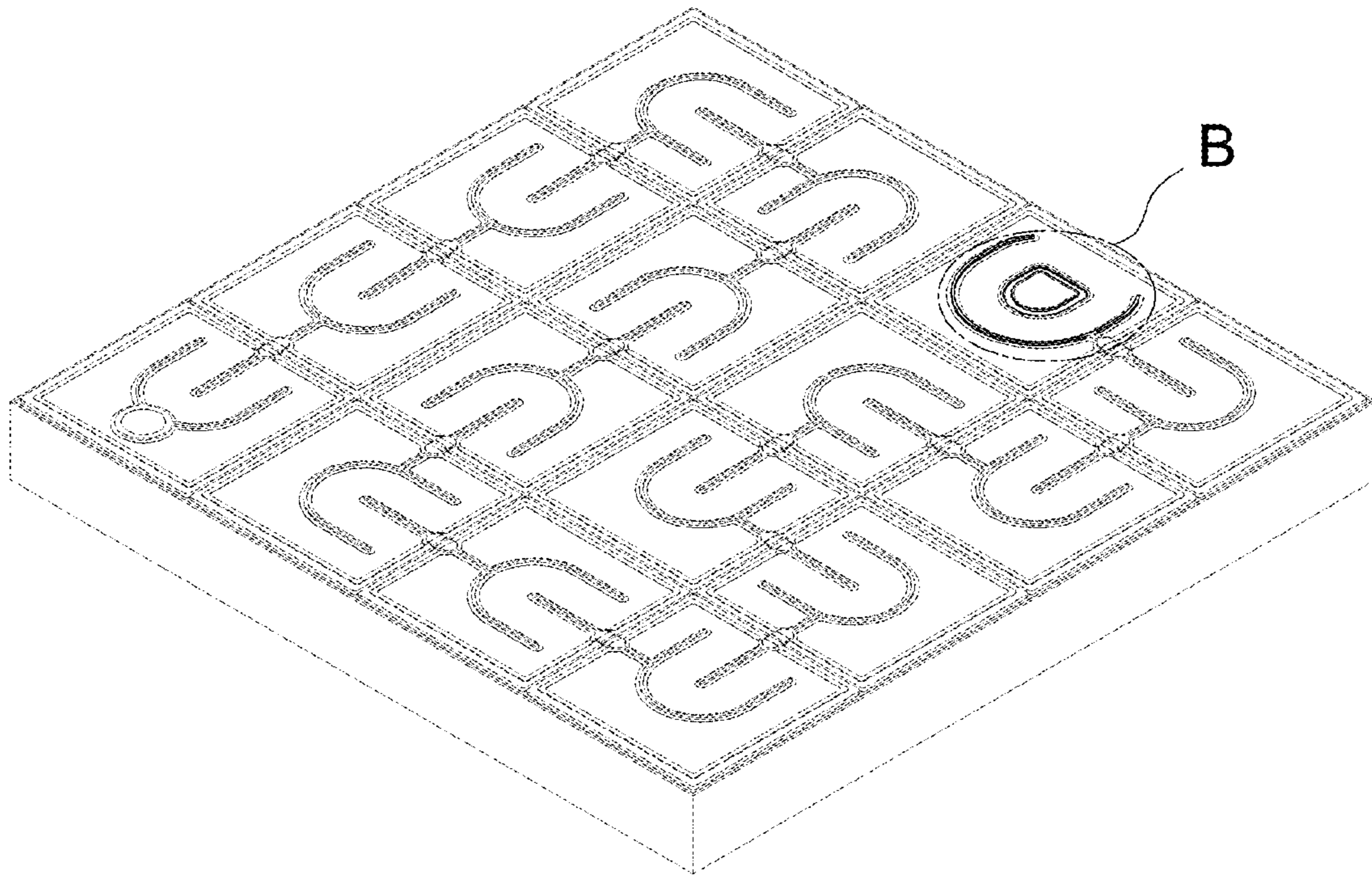
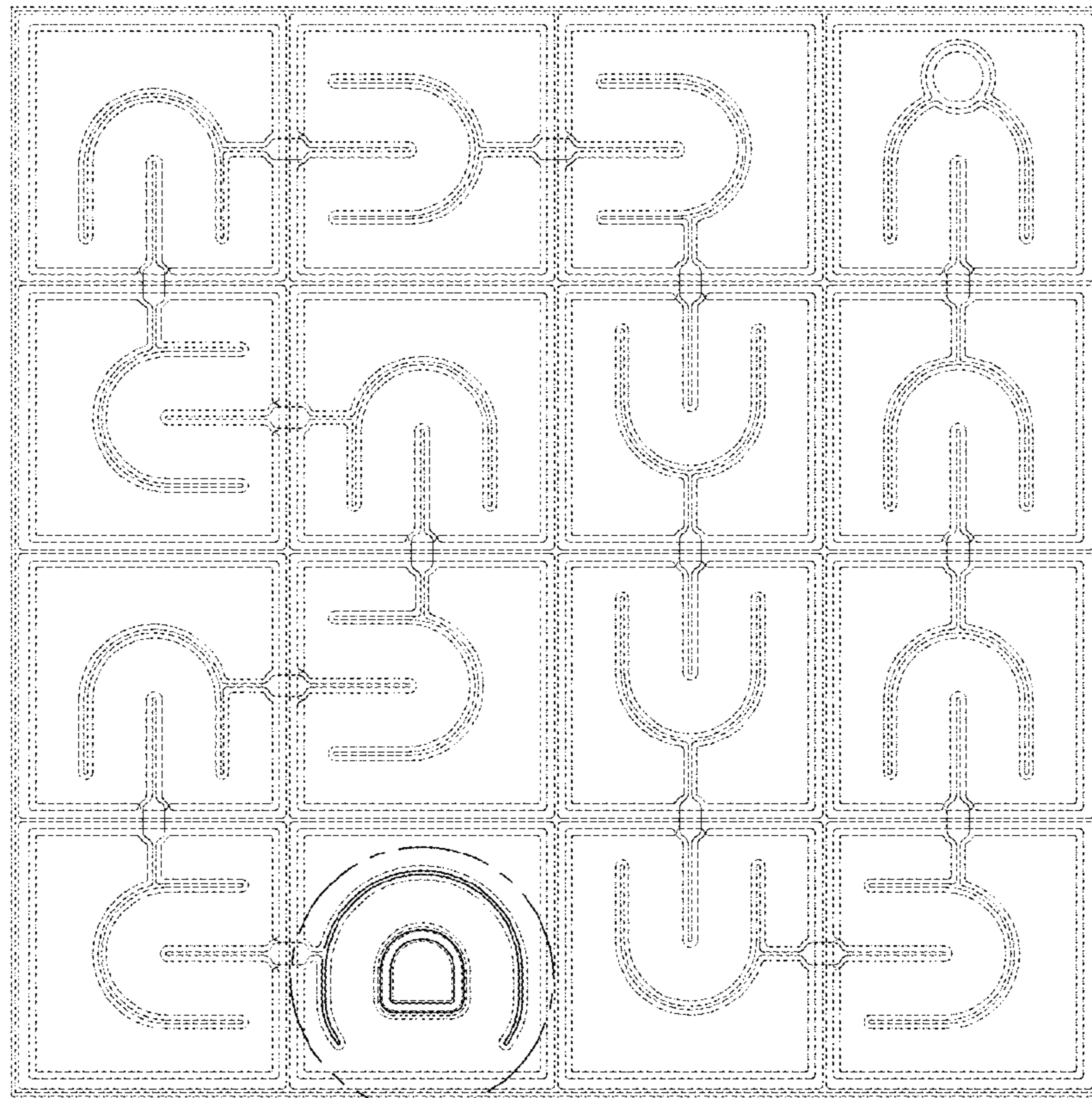


FIG. 2



C

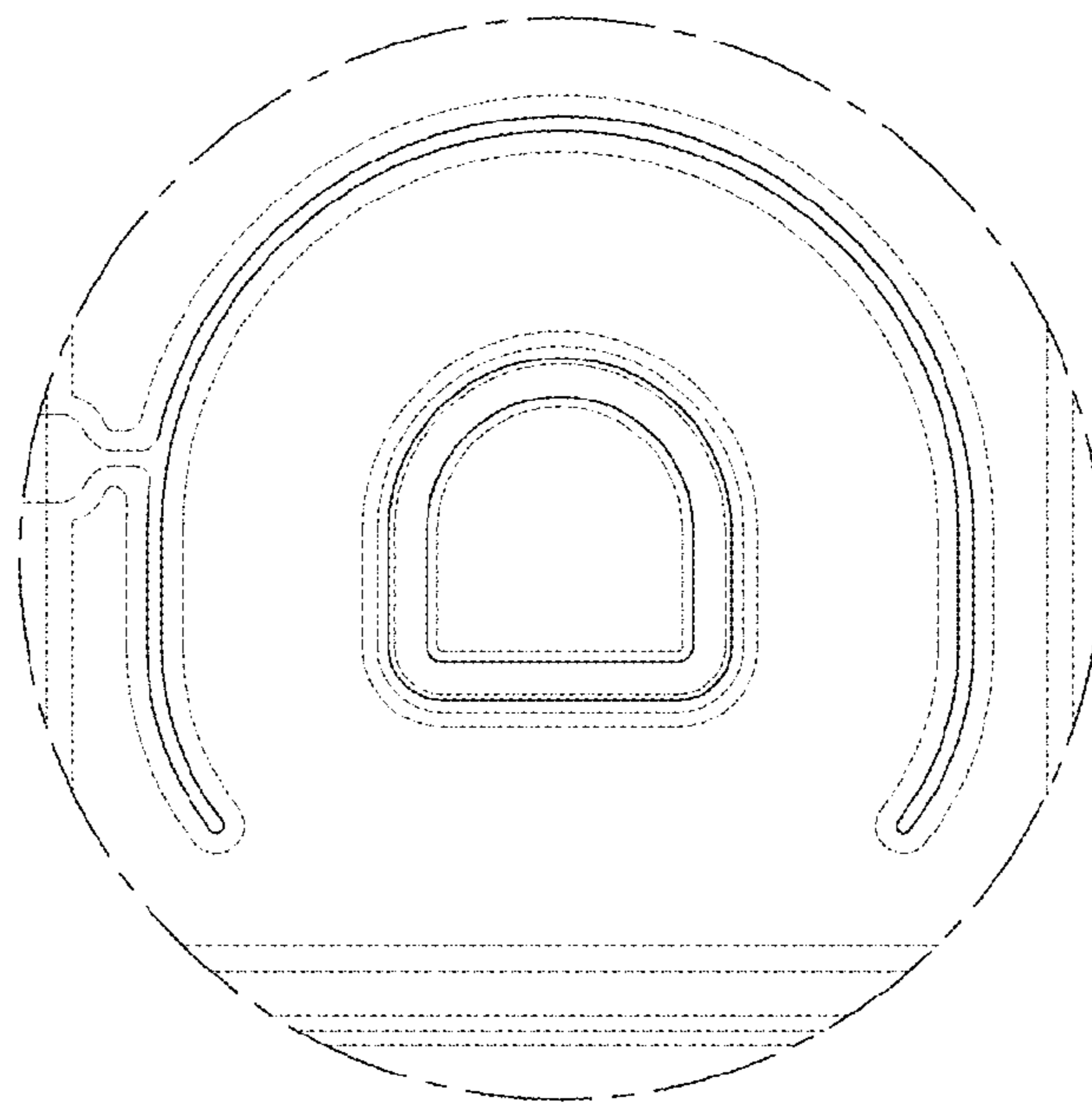


FIG. 3



**FIG. 4**




FIG. 5



FIG. 6



**FIG. 7**



**FIG. 8**