



US00D744940S

(12) **United States Design Patent**
Ono et al.

(10) **Patent No.:** **US D744,940 S**
(45) **Date of Patent:** **** Dec. 8, 2015**

(54) **TREAD PORTION OF AN AUTOMOBILE TIRE**

D586,731 S 2/2009 Neubauer et al.
D610,075 S * 2/2010 Song D12/593
D613,677 S 4/2010 Neubauer et al.
D614,118 S 4/2010 Wells et al.
D621,343 S * 8/2010 Yoda et al. D12/584

(71) Applicants: **Hiroaki Ono**, Chuo-ku (JP); **Shun Ogane**, Chuo-ku (JP); **Yuki Kawakami**, Chuo-ku (JP)

(Continued)

(72) Inventors: **Hiroaki Ono**, Chuo-ku (JP); **Shun Ogane**, Chuo-ku (JP); **Yuki Kawakami**, Chuo-ku (JP)

FOREIGN PATENT DOCUMENTS

EP 001628504-0001 11/2009
JP 1373948 S 11/2009

(Continued)

(73) Assignee: **BRIDGESTONE CORPORATION**, Tokyo (JP)

OTHER PUBLICATIONS

(**) Term: **14 Years**

Design Gazette dated Aug. 10, 2015 from the Japanese Patent Office in counterpart design application No. 1477503.

(Continued)

(21) Appl. No.: **29/440,046**

(22) Filed: **Dec. 18, 2012**

Primary Examiner — Robert M Spear

(30) **Foreign Application Priority Data**

(74) *Attorney, Agent, or Firm* — Sughrue Mion, PLLC

Nov. 21, 2012 (JP) 2012-028569
Nov. 21, 2012 (JP) 2012-028570

(57) **CLAIM**

The ornamental design for a tread portion of an automobile tire, as shown and described.

(51) **LOC (10) Cl.** **12-15**

DESCRIPTION

(52) **U.S. Cl.**
USPC **D12/601**; D12/599

(58) **Field of Classification Search**
USPC D12/584, 586, 588, 590, 591, 599, 600, D12/601, 602, 603, 604, 605, 900, 901
CPC B60C 11/03; B60C 11/0306
See application file for complete search history.

FIG. 1 is a perspective view of a first embodiment of a tread portion of an automobile tire according to our new design; FIG. 2 is a front view thereof; FIG. 3 is a top view thereof; FIG. 4 is a right side view thereof; FIG. 5 is a fragmentary enlarged front view showing the details of the tread portion thereof; FIG. 6 is a section view taken along line 6-6 in FIG. 5; and, FIG. 7 is a section view taken along line 7-7 in FIG. 5.

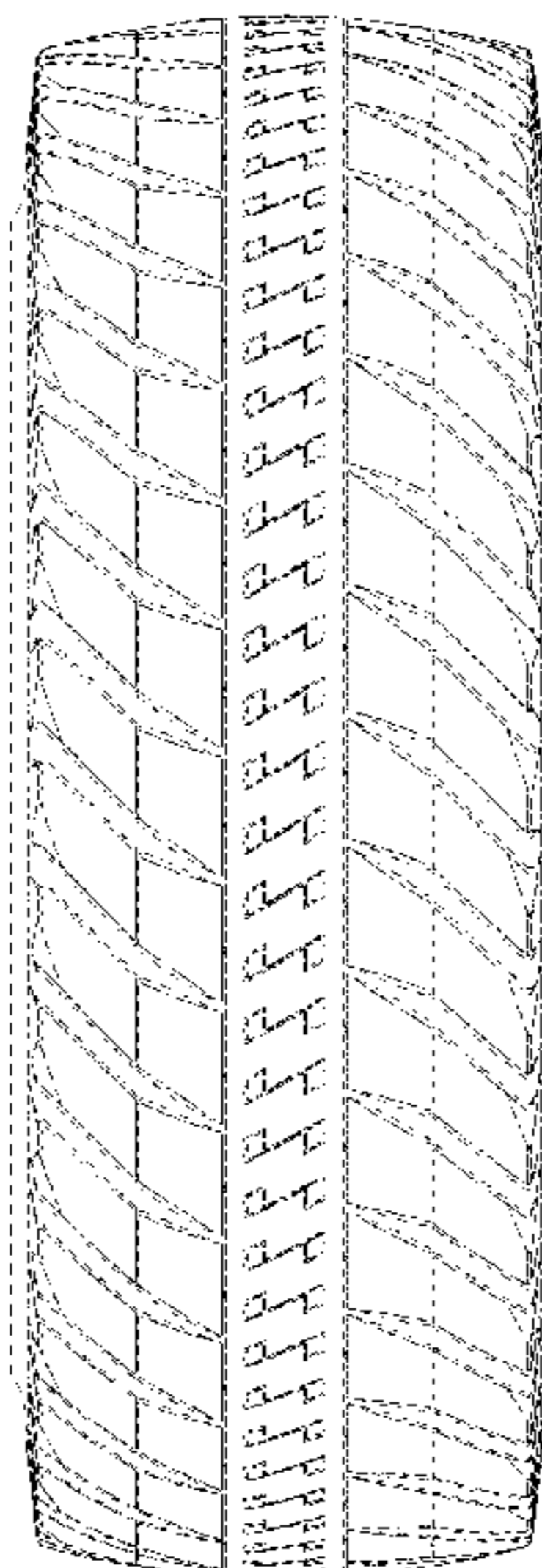
The dash-dash broken lines are intended to show portions of the tire that are not being claimed and thus form no part of the claimed design. The dash-dot-dash broken lines represent boundaries of the claim.

(56) **References Cited**

U.S. PATENT DOCUMENTS

740,069 A * 9/1903 Worth 152/324
D95,916 S * 6/1935 Maynard D12/570
D348,240 S * 6/1994 Chiang D12/608
D354,468 S * 1/1995 Jansen D12/599
D418,462 S * 1/2000 White D12/599
D467,865 S * 12/2002 Comps et al. D12/594

1 Claim, 7 Drawing Sheets



US D744,940 S

Page 2

(56)

References Cited

JP 1379887 S 2/2010
JP 1459407 S 1/2013

U.S. PATENT DOCUMENTS

D635,913 S * 4/2011 Ono D12/570
D711,815 S * 8/2014 Abe et al. D12/605

FOREIGN PATENT DOCUMENTS

JP 1379486 S 2/2010

OTHER PUBLICATIONS

Design Gazette dated Aug. 10, 2015 from the Japanese Patent Office
in counterpart design application No. 1477133.

* cited by examiner

FIG. 1

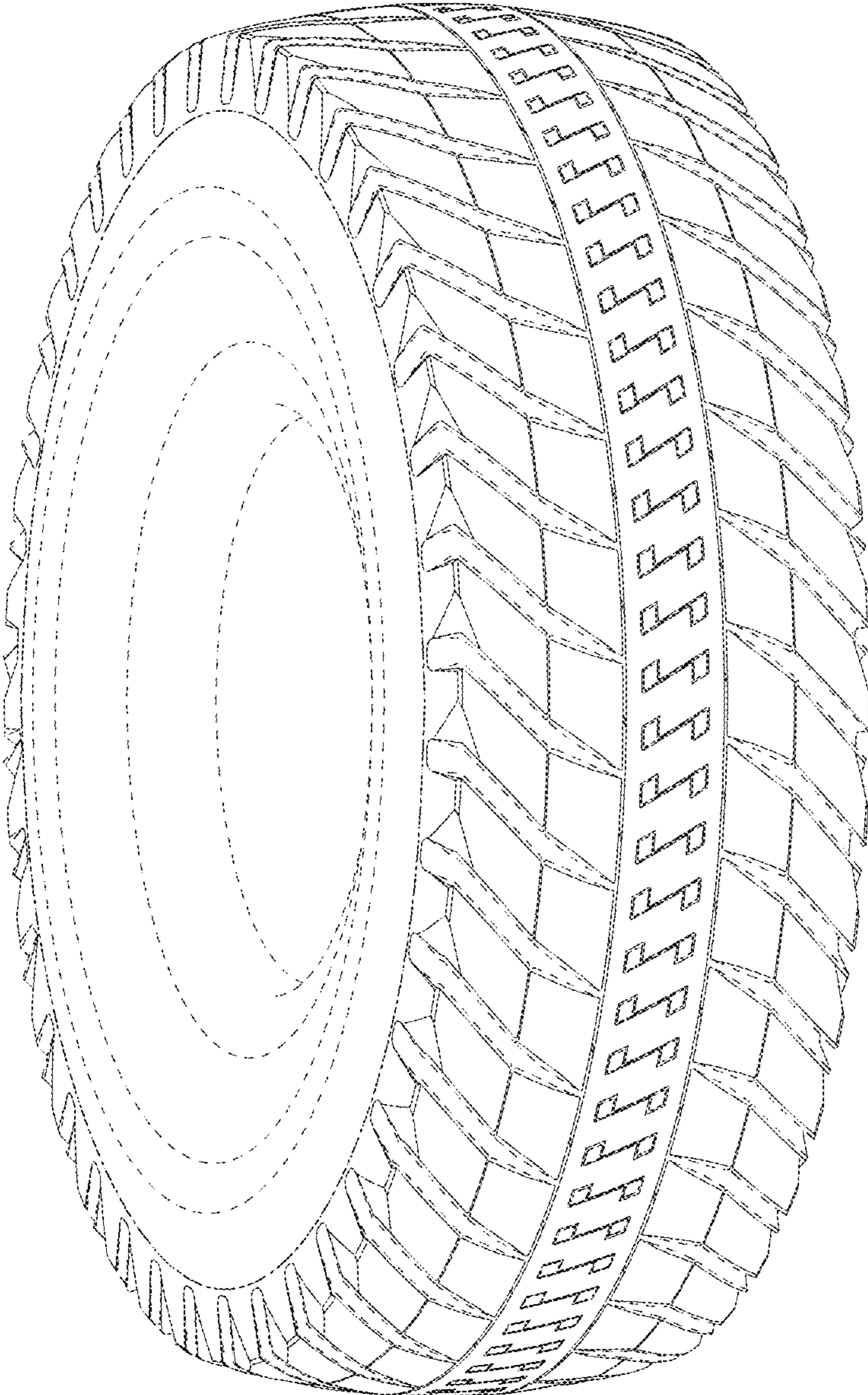


FIG. 2

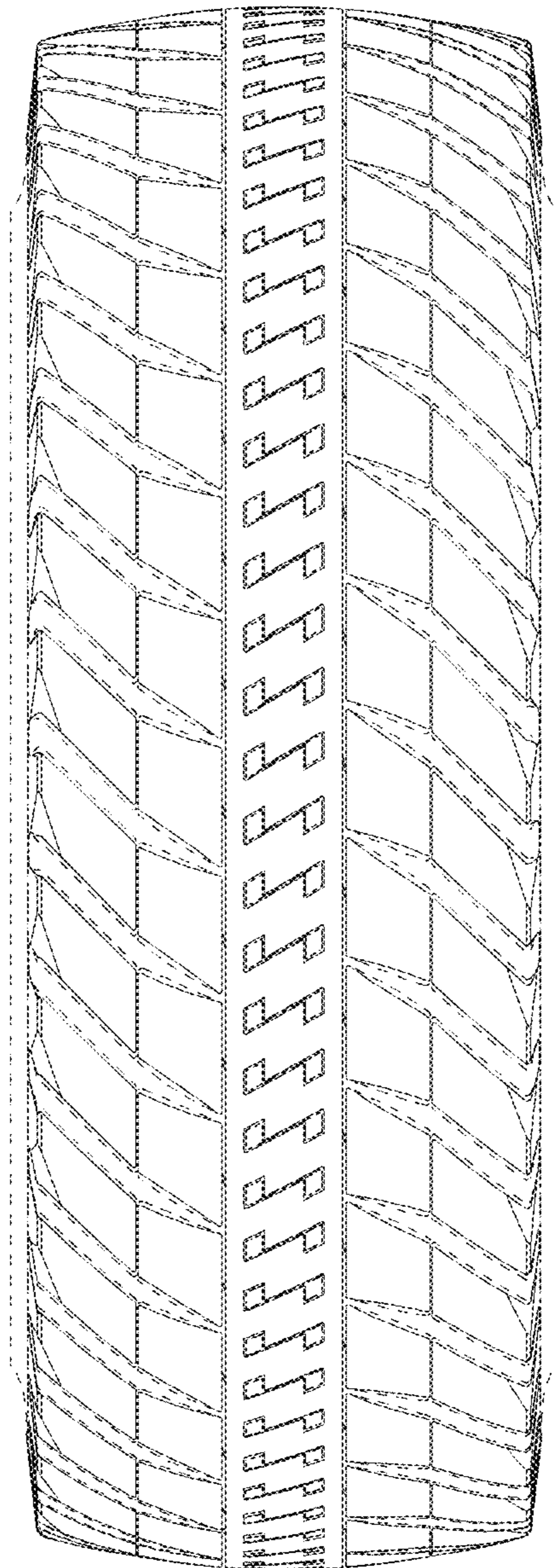


FIG. 3

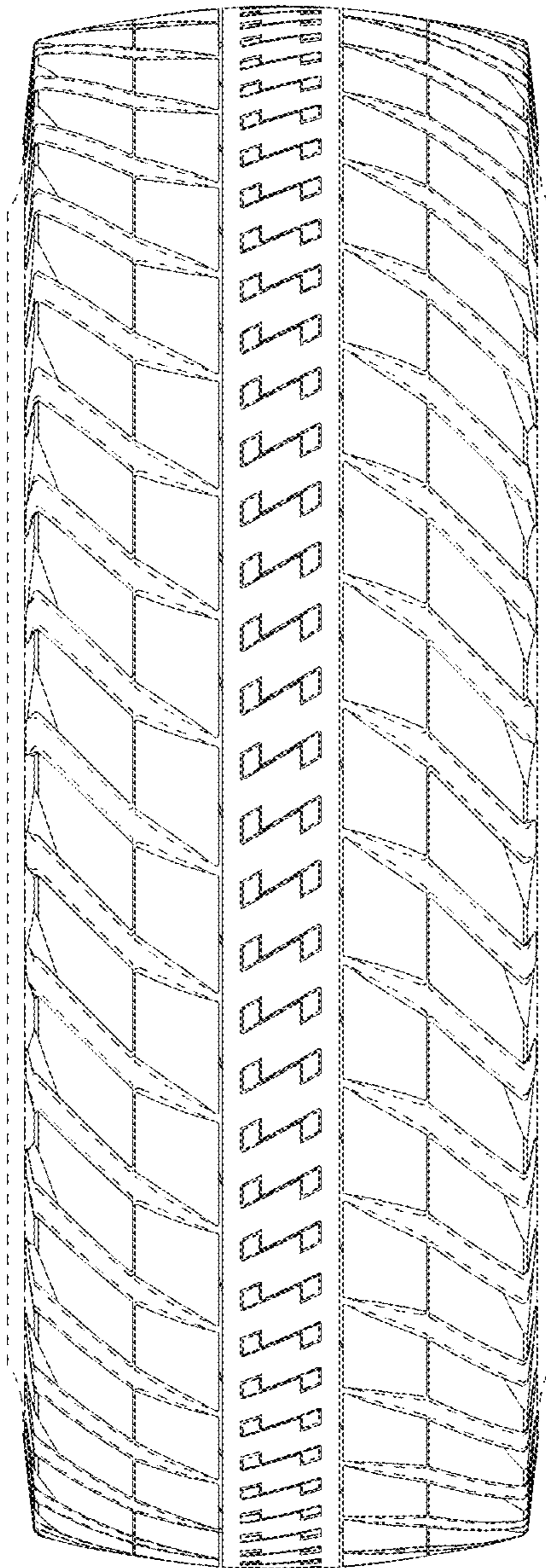


FIG. 4

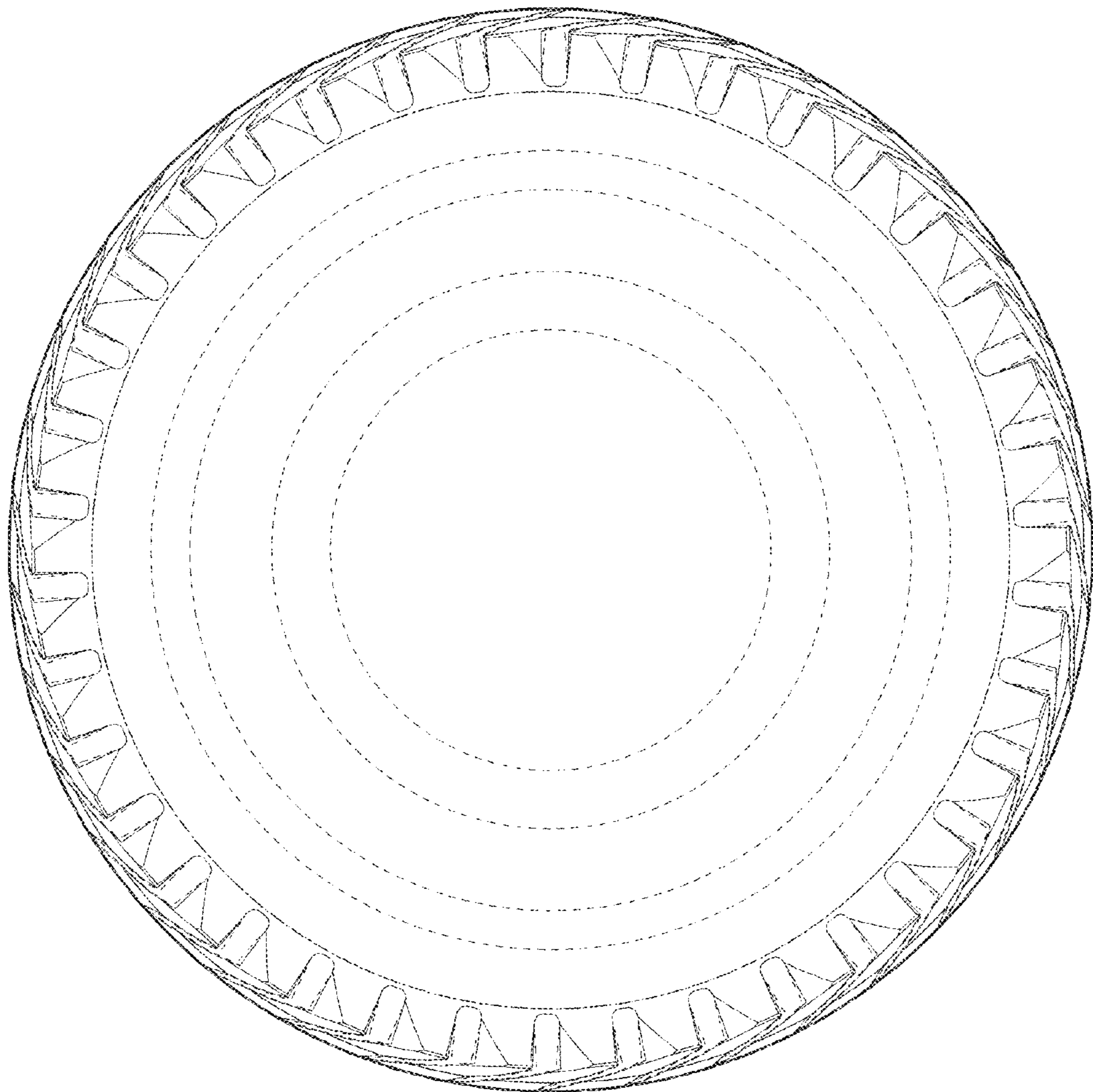


FIG. 5

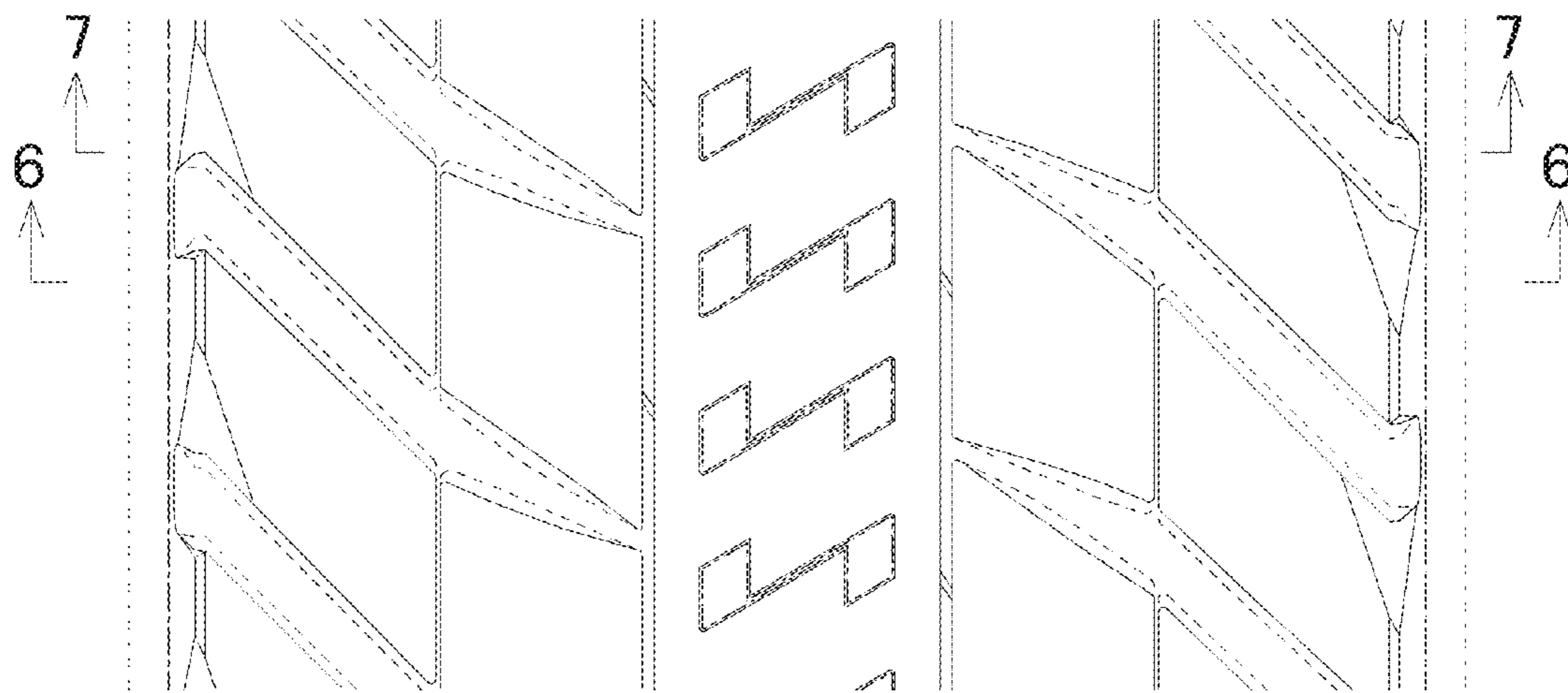


FIG. 6

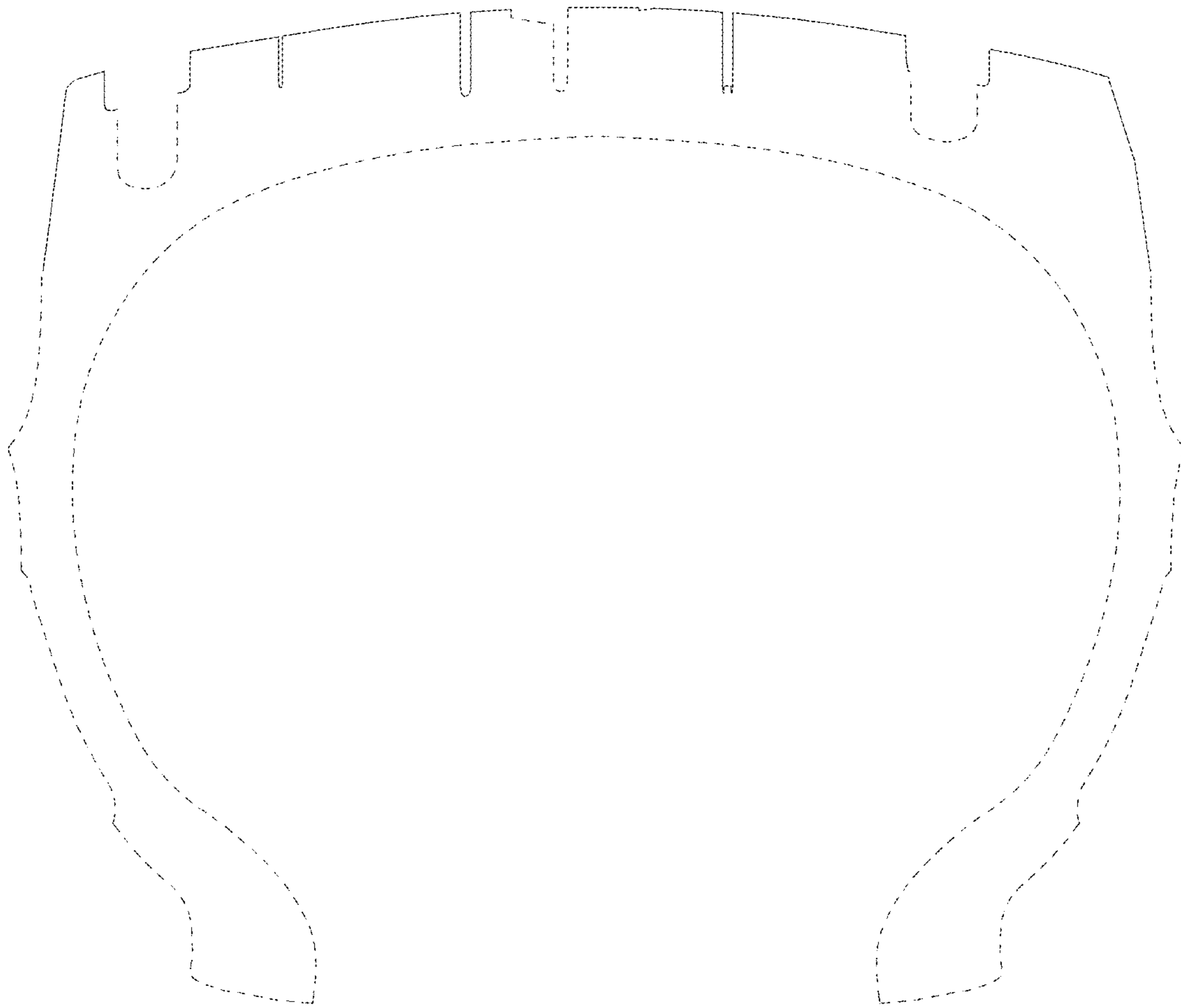


FIG. 7

