



US00D744933S

(12) **United States Design Patent**  
**Holstein**

(10) **Patent No.:** **US D744,933 S**  
(45) **Date of Patent:** **\*\* Dec. 8, 2015**

(54) **VEHICLE WHEEL**

(71) Applicant: **Bayerische Motoren Werke**  
**Aktiengesellschaft, Munich (DE)**

(72) Inventor: **Henning Holstein, Dietersburg (DE)**

(73) Assignee: **Bayerische Motoren Werke**  
**Aktiengesellschaft, Munich (DE)**

(\*\*) Term: **14 Years**

(21) Appl. No.: **29/521,441**

(22) Filed: **Mar. 24, 2015**

(30) **Foreign Application Priority Data**

Sep. 25, 2014 (DE) ..... 40 2014 100 910

(51) **LOC (10) Cl.** ..... **12-16**

(52) **U.S. Cl.**  
USPC ..... **D12/211**

(58) **Field of Classification Search**  
USPC ..... D12/204–213  
CPC ..... B60B 7/00; B60B 7/02; B60B 7/04;  
B60B 7/01; B60B 7/06; B60B 3/02; B60B  
3/04; B60B 3/06; B60B 3/10; B60B 1/00;  
B60B 1/08; B60B 1/10; B60B 1/12  
See application file for complete search history.

(56) **References Cited**

**U.S. PATENT DOCUMENTS**

D373,562 S \* 9/1996 Cole ..... D12/211  
D388,045 S \* 12/1997 Sakagami et al. .... D12/209  
D480,672 S \* 10/2003 Pfeiffer et al. .... D12/209

D506,718 S \* 6/2005 Szavits ..... D12/209  
D519,072 S \* 4/2006 Komuro ..... D12/209  
D523,798 S 6/2006 Szavits  
D526,263 S \* 8/2006 Brown ..... D12/209  
D546,747 S \* 7/2007 Pfeiffer ..... D12/211  
D550,598 S 9/2007 Schaefers  
D571,703 S \* 6/2008 Antoniadis et al. .... D12/211  
D623,999 S \* 9/2010 Holstein et al. .... D12/211  
D644,157 S \* 8/2011 Antoniadis et al. .... D12/211  
D696,617 S 12/2013 Mueller-Stolz  
D697,015 S \* 1/2014 Nemeth ..... D12/211  
D731,943 S \* 6/2015 Holstein ..... D12/211

**FOREIGN PATENT DOCUMENTS**

EM 000380852-0001 10/2005  
EM 000624812-0001 3/2008

\* cited by examiner

*Primary Examiner* — Stacia Cadmus

(74) *Attorney, Agent, or Firm* — Crowell & Moring LLP

(57) **CLAIM**

The ornamental design for a vehicle wheel, as shown and described.

**DESCRIPTION**

FIG. 1 is a perspective view of a vehicle wheel according to the design;  
FIG. 2 is an additional perspective view thereof;  
FIG. 3 is an additional perspective view thereof;  
FIG. 4 is a front view thereof;  
FIG. 5 is a rear view thereof in a lighter gray scale, representing environmental features that form no part of the claimed design; and,  
FIG. 6 is a side view thereof.

**1 Claim, 6 Drawing Sheets**







Fig. 1



Fig. 2



Fig. 3



Fig. 4




Fig. 5




Fig. 6