



US00D744920S

(12) **United States Design Patent**  
**Weng et al.**

(10) **Patent No.:** **US D744,920 S**  
(45) **Date of Patent:** **\*\* Dec. 8, 2015**

(54) **VEHICLE DASHBOARD**

FOREIGN PATENT DOCUMENTS

(71) Applicant: **GOGORO INC.**, Hong Kong (CN)

|    |            |         |
|----|------------|---------|
| TW | D114554    | 12/2006 |
| TW | D141327    | 7/2011  |
| TW | D151616 S1 | 2/2013  |
| TW | D159112 S  | 3/2014  |
| TW | D160979 S  | 6/2014  |

(72) Inventors: **Chien-Chih Weng**, New Taipei (TW);  
**Hsin-Wen Su**, Taipei (TW)

OTHER PUBLICATIONS

Taiwanese Office Action with English Translation dated Jun. 11, 2015, for corresponding TW Application No. 103306726, 6 pages.

(73) Assignee: **Gogoro Inc.**, Hong Kong (CN)

\* cited by examiner

(\*\*) Term: **14 Years**

*Primary Examiner* — Katrina A Betton

(74) *Attorney, Agent, or Firm* — Seed IP Law Group PLLC

(21) Appl. No.: **29/506,666**

(57) **CLAIM**

The ornamental design for a vehicle dashboard, as shown and described.

(22) Filed: **Oct. 17, 2014**

**DESCRIPTION**

(51) **LOC (10) Cl.** ..... **12-16**

(52) **U.S. Cl.**

USPC ..... **D12/192**

(58) **Field of Classification Search**

USPC ..... D12/192, 415, 110, 114; 180/90;  
280/750-752; 296/190.01-190.09,  
296/191, 170; D15/17, 28; D10/46, 98,  
D10/102-103, 122-127

See application file for complete search history.

FIG. 1 is a front perspective view of a vehicle dashboard showing our new design.  
FIG. 2 is a rear perspective view thereof.  
FIG. 3 is a rear perspective view of a bottom thereof.  
FIG. 4 is a front elevational view thereof.  
FIG. 5 is a rear elevational view thereof.  
FIG. 6 is a left side elevational view thereof.  
FIG. 7 is a right side elevational view thereof.  
FIG. 8 is a top plan view thereof; and,  
FIG. 9 is a bottom plan view thereof.

(56) **References Cited**

U.S. PATENT DOCUMENTS

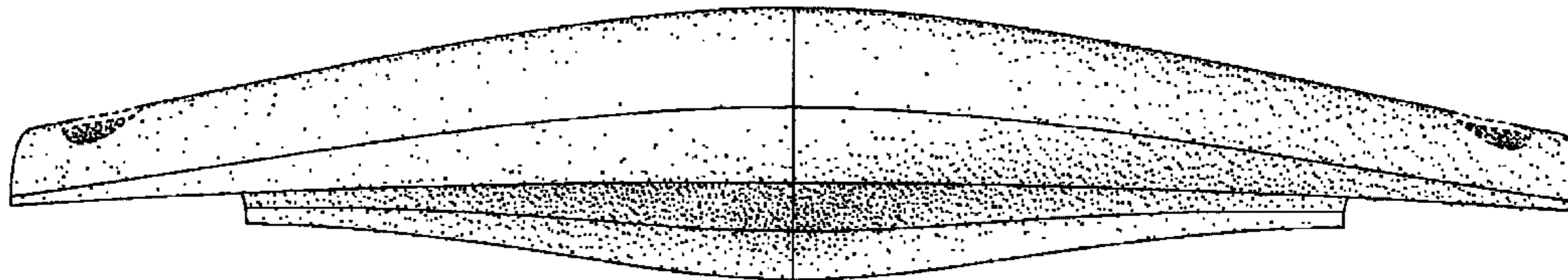
|            |   |         |                  |       |         |
|------------|---|---------|------------------|-------|---------|
| D690,614 S | * | 10/2013 | Mascadri et al.  | ..... | D10/125 |
| D697,849 S | * | 1/2014  | Tanaka et al.    | ..... | D12/192 |
| D697,851 S | * | 1/2014  | Woo et al.       | ..... | D12/192 |
| D697,862 S | * | 1/2014  | Nemeth et al.    | ..... | D12/345 |
| D699,171 S | * | 2/2014  | Matsuo           | ..... | D12/192 |
| D704,608 S | * | 5/2014  | Kanda et al.     | ..... | D12/192 |
| D705,142 S | * | 5/2014  | Yamamoto et al.  | ..... | D12/192 |
| D705,143 S | * | 5/2014  | Kawashima et al. | ..... | D12/192 |
| D705,144 S | * | 5/2014  | Ishikawa et al.  | ..... | D12/192 |
| D705,145 S | * | 5/2014  | Mangan et al.    | ..... | D12/192 |
| D705,146 S | * | 5/2014  | Takagi et al.    | ..... | D12/192 |
| D705,711 S | * | 5/2014  | Yamamoto         | ..... | D12/192 |
| D721,995 S | * | 2/2015  | Johansson        | ..... | D12/192 |

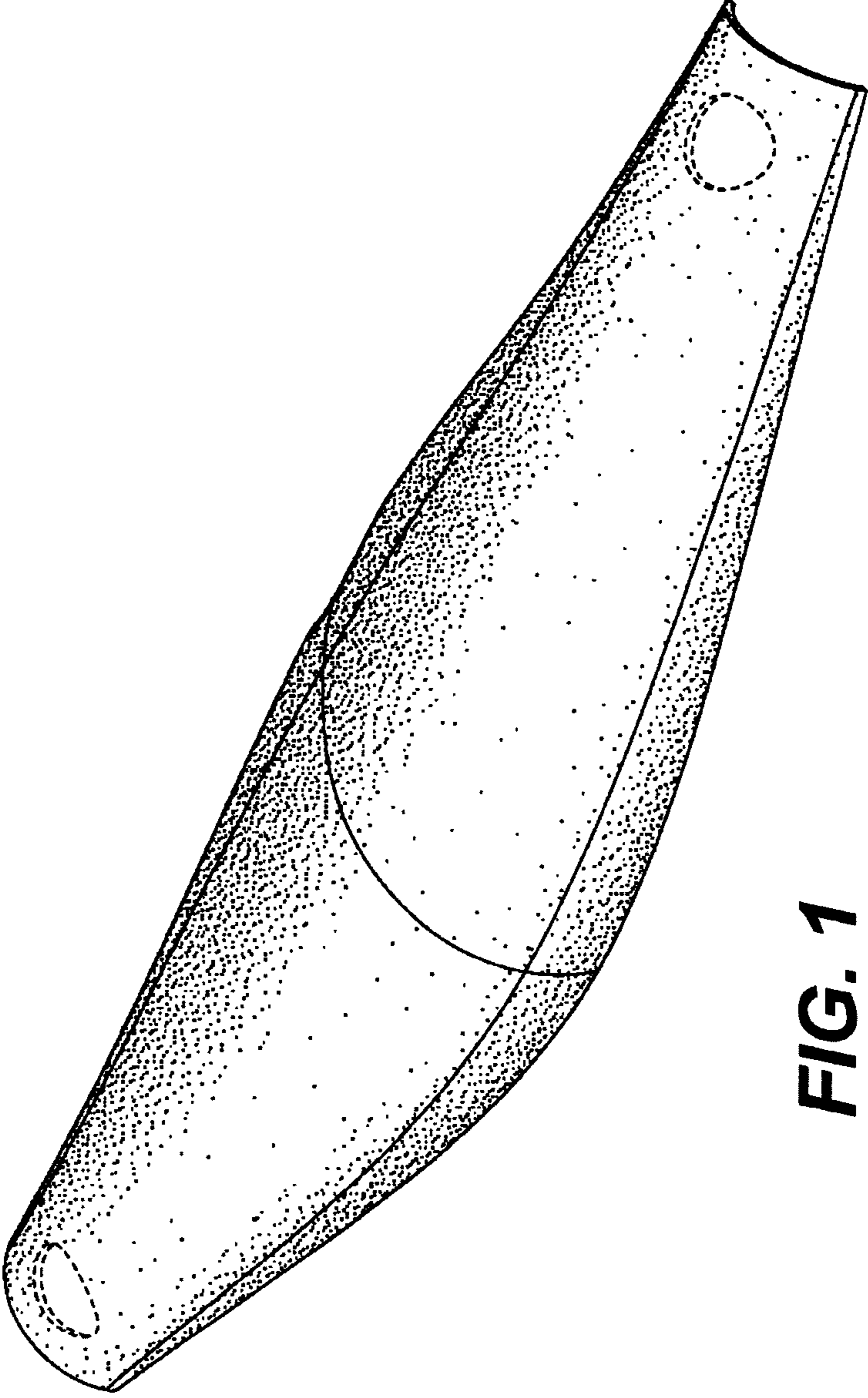
A second embodiment of a vehicle dashboard showing our new design is substantially identical to FIGS. 1-9; except the second embodiment of a vehicle dashboard showing our new design is transparent. In view of the substantial identity between the embodiment of FIGS. 1-9 and the second embodiment, the second embodiment is not separately illustrated.

Stippling and contour lines shown in FIGS. 1-9 are intended to represent approximate three-dimensional contours of the design, and are not intended to indicate surface decoration.

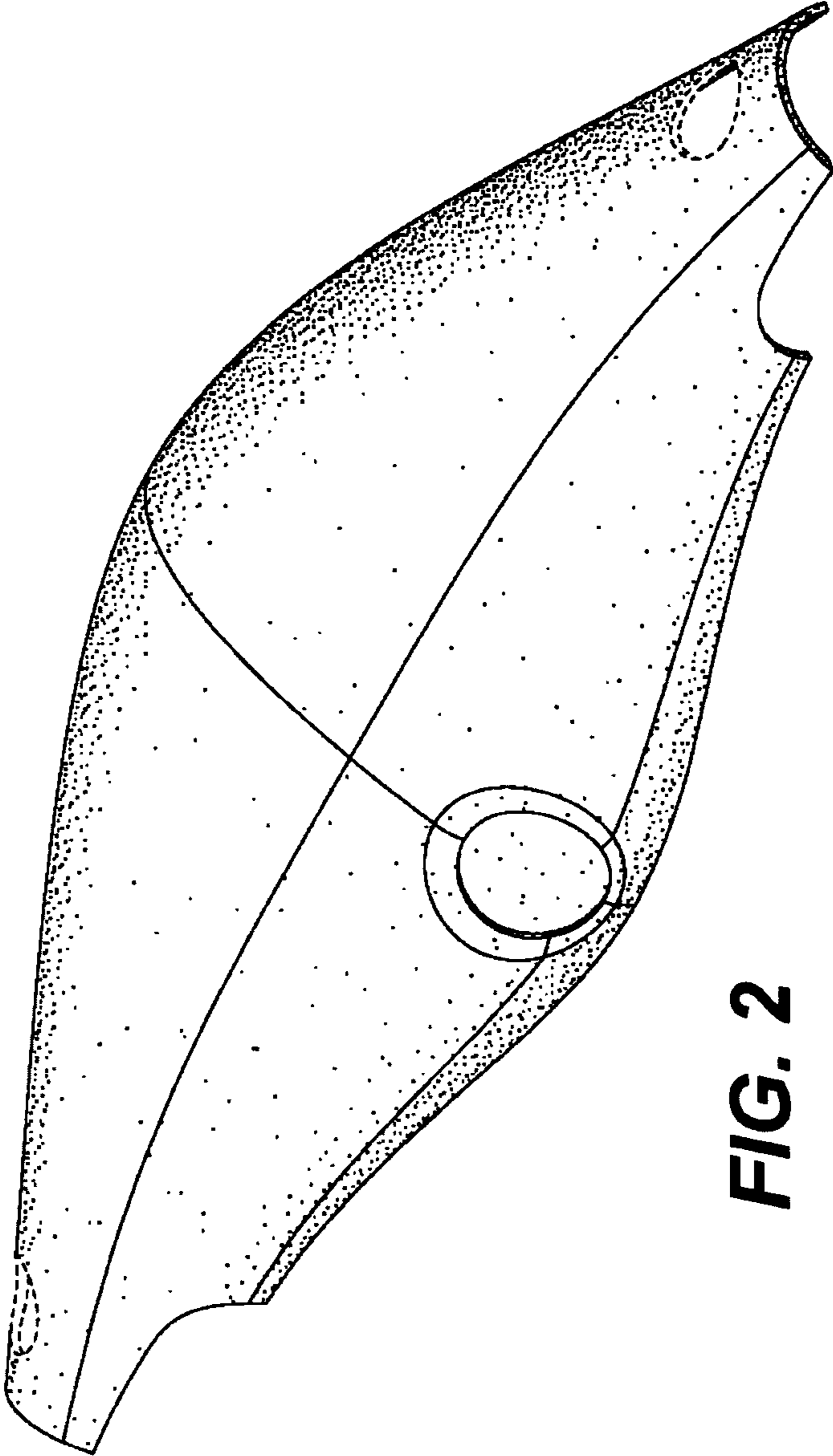
The broken lines in FIGS. 1-9 are for the purpose of illustrating environmental structure for the claimed design and form no part of the claimed design.

**1 Claim, 7 Drawing Sheets**





**FIG. 1**



**FIG. 2**

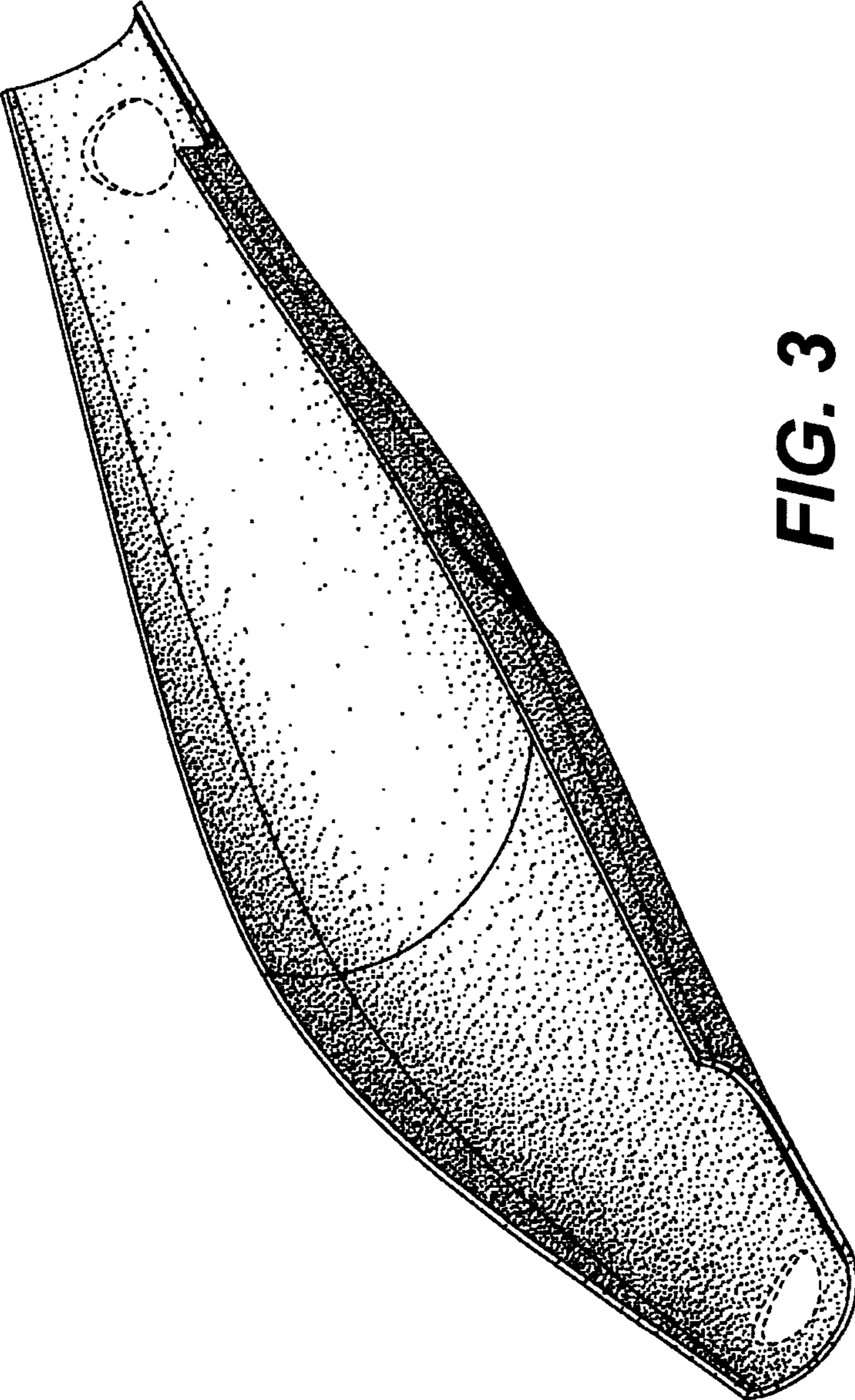

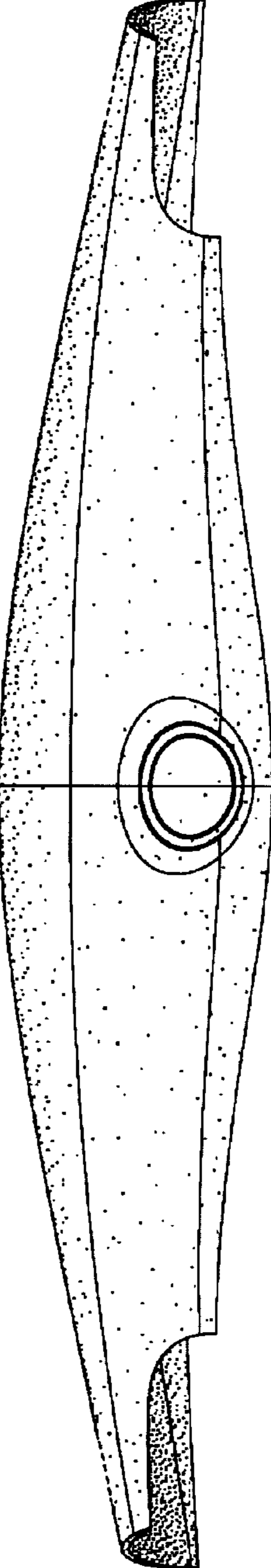



FIG. 3



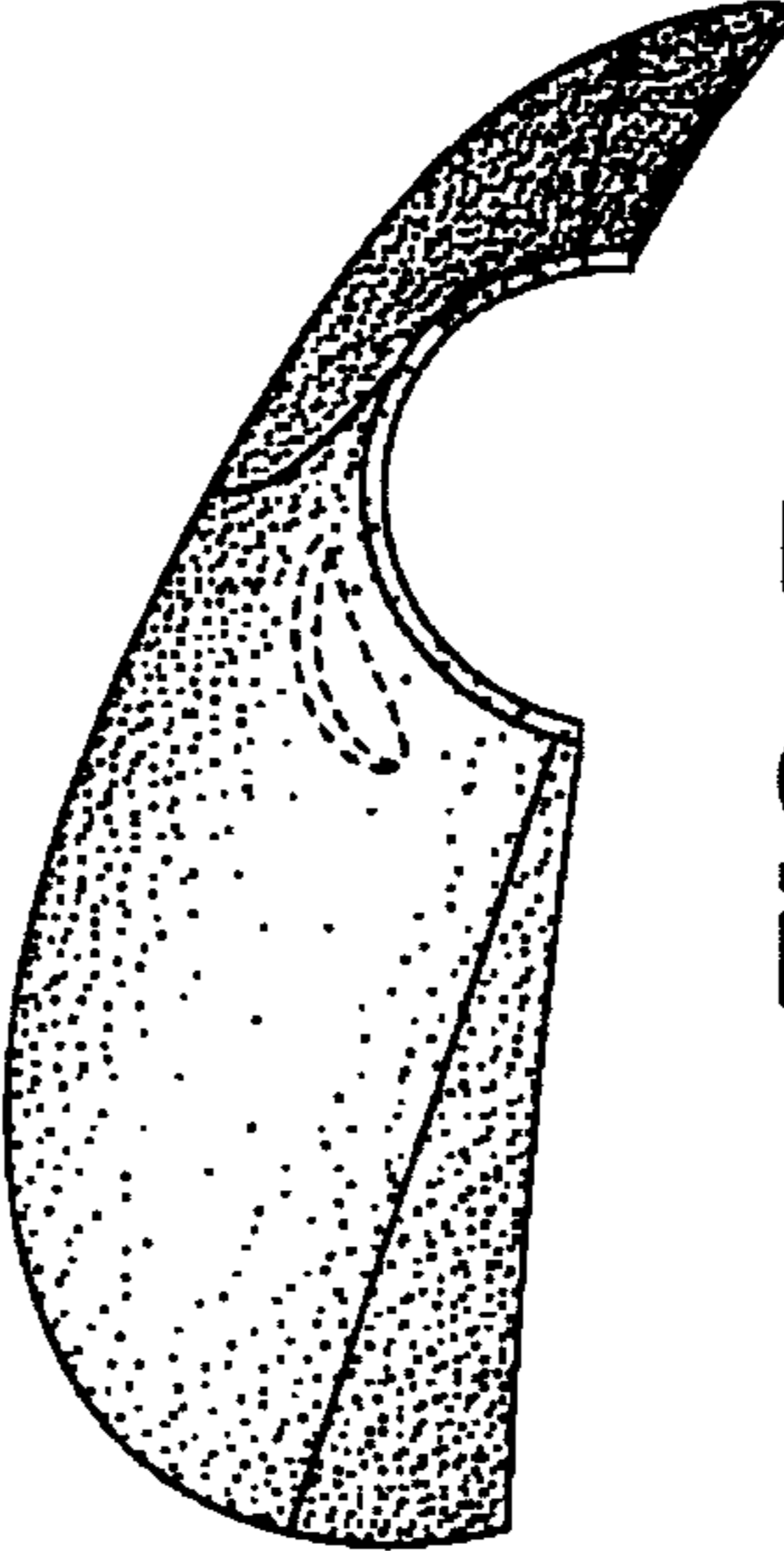
**FIG. 4**



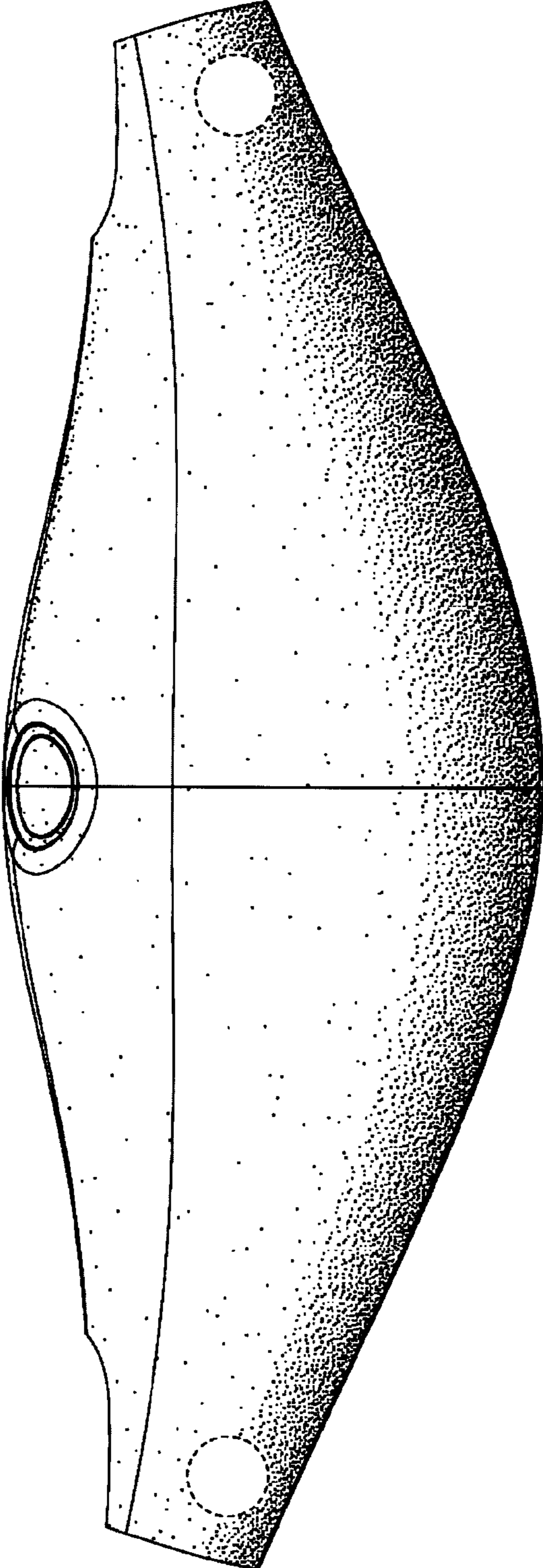
**FIG. 5**



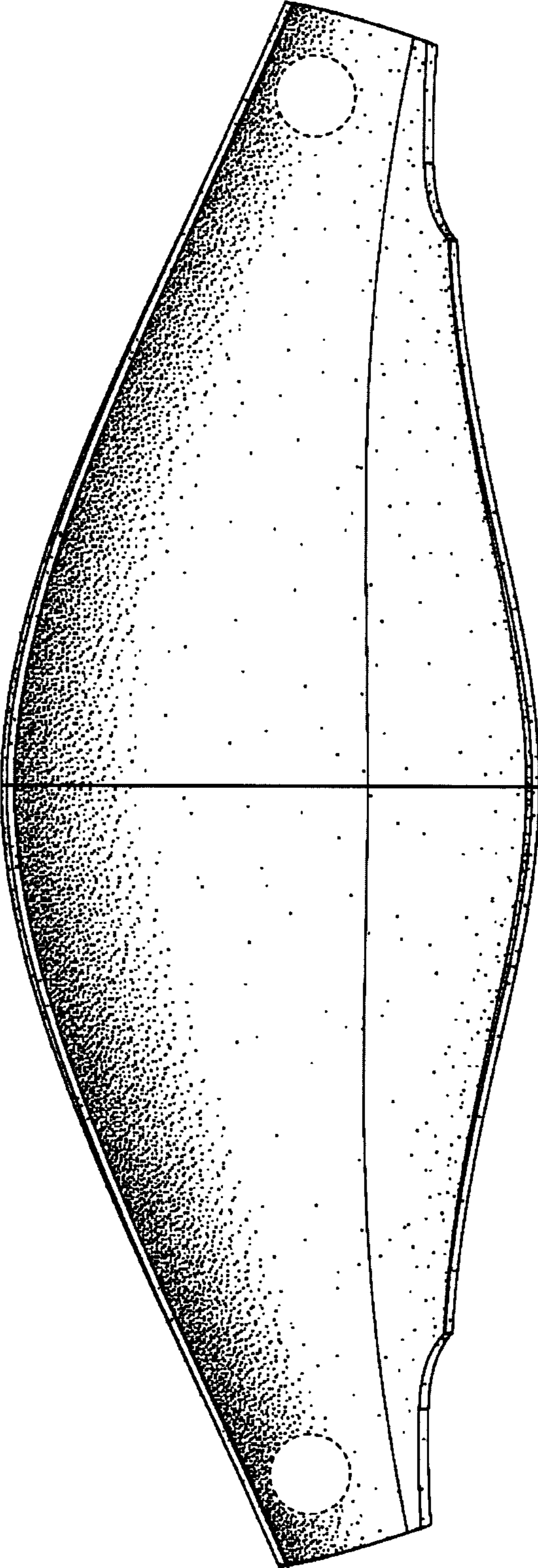
**FIG. 6**



**FIG. 7**



**FIG. 8**



**FIG. 9**