



US00D744919S

(12) **United States Design Patent**
Marcus

(10) **Patent No.:** **US D744,919 S**
(45) **Date of Patent:** **** Dec. 8, 2015**

(54) **DECORATIVE REAR-VIEW MIRROR BAND**

2010/0155554 A1 6/2010 Wagenhoffer, Jr.
2012/0017480 A1 1/2012 Shtainhorn
2012/0297827 A1 11/2012 Mellinger et al.

(71) Applicant: **Reflection Band, LLC**, Plano, TX (US)

FOREIGN PATENT DOCUMENTS

(72) Inventor: **Paul Gerard Marcus**, Santa Fe, NM
(US)

AU 2002100268 A4 5/2002
KR 2008112053 12/2008

(73) Assignee: **Reflection Band, LLC**, Plano, TX (US)

* cited by examiner

(**) Term: **14 Years**

Primary Examiner — Katrina A Betton

(21) Appl. No.: **29/487,461**

(74) *Attorney, Agent, or Firm* — Benjamin M. Hanrahan;
Hanrahan Law Firm, P.A.

(22) Filed: **Apr. 9, 2014**

(51) **LOC (10) Cl.** **12-16**

(57) **CLAIM**

(52) **U.S. Cl.**

The ornamental design for a decorative rear-view mirror
band, as shown and described.

USPC **D12/188**

(58) **Field of Classification Search**

DESCRIPTION

USPC D12/187, 188, 189; D6/300, 309
See application file for complete search history.

(56) **References Cited**

FIG. 1 is a front view illustrating my design for a decorative
rear-view mirror band.

U.S. PATENT DOCUMENTS

FIG. 2 is a left side view thereof.

275,432 A	4/1883	Stanley	
2,194,220 A	3/1940	Elder	
4,450,636 A	5/1984	Lasurdo	
5,054,816 A	10/1991	Rosengarten	
5,133,141 A	7/1992	Bane	
5,581,925 A	12/1996	Snoke et al.	
5,890,603 A	4/1999	Arguin et al.	
D435,344 S *	12/2000	Harrison	D3/299
6,155,528 A	12/2000	Collura	
D561,670 S *	2/2008	Elwell et al.	D12/188
D636,325 S *	4/2011	Marsh	D12/401
D653,192 S *	1/2012	Lewis	D12/401
D660,780 S *	5/2012	Heotaky et al.	D12/401
D673,495 S *	1/2013	Heotaky et al.	D12/401
D679,238 S *	4/2013	Krankkala et al.	D12/401
D692,821 S *	11/2013	Lyau et al.	D12/401
2003/0041488 A1	3/2003	Wu	
2005/0138854 A1	6/2005	Simmons	

FIG. 3 is a right side view thereof.

FIG. 4 is a perspective view thereof.

FIG. 5 is a rear view thereof.

FIG. 6 is a top view thereof.

FIG. 7 is a bottom view thereof.

FIG. 8 is a front view illustrating the decorative rear-view
mirror band wrapped around a mirror.


FIG. 9 is a perspective view thereof.

FIG. 10 is a front view illustrating another embodiment of the
decorative rear-view mirror band; and,

FIG. 11 is a perspective view thereof.

The broken lines shown in FIGS. 1, 2, 3, 4, 6, 7, 8, 9, 10 and
11 are for illustrative purposes only and form no part of the
claimed design.

1 Claim, 5 Drawing Sheets






FIG. 1



FIG. 2



FIG. 3




FIG. 4




FIG. 5




FIG. 6




FIG. 7




FIG. 8




FIG. 9



FIG. 10

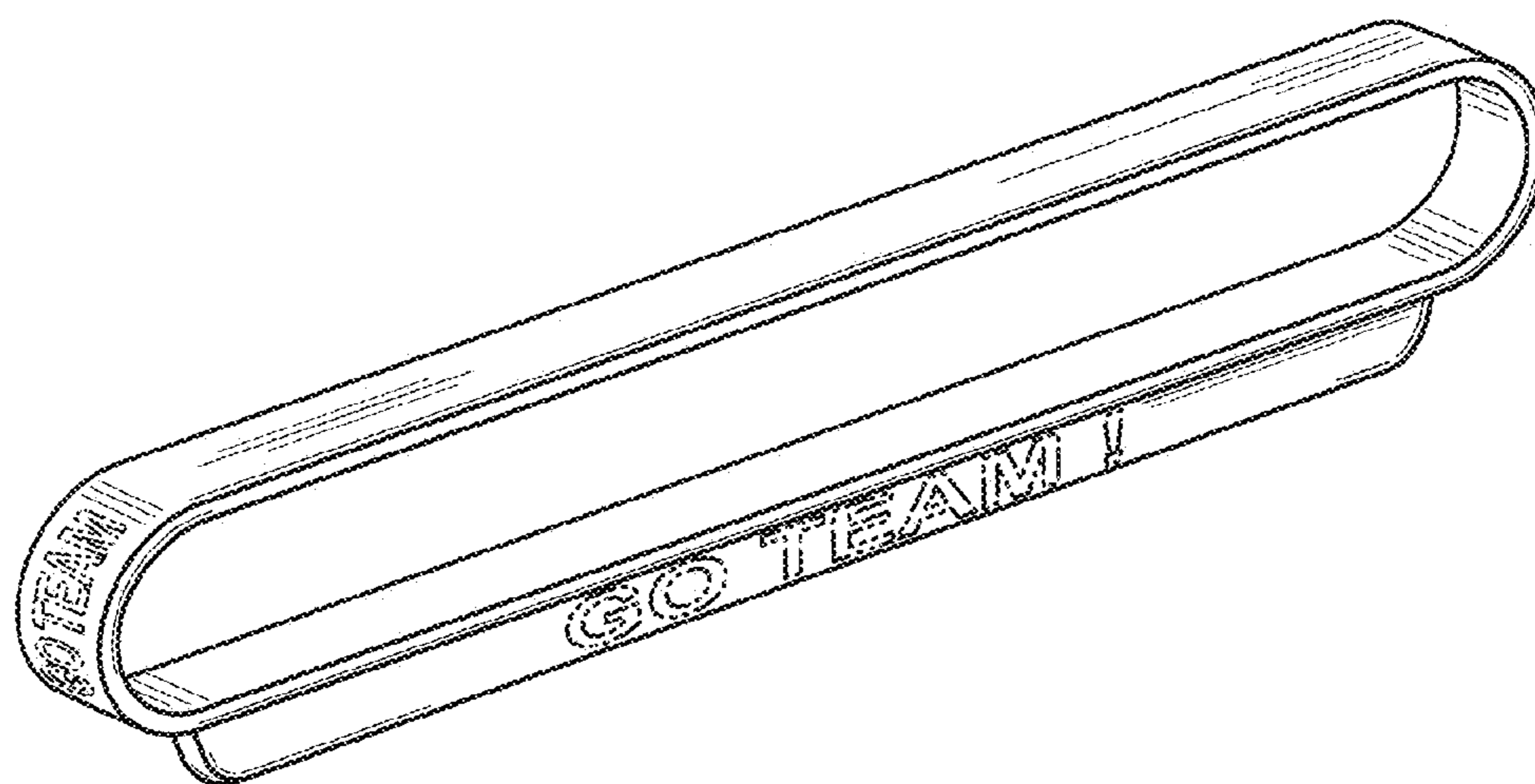


FIG. 11