



US00D744914S

(12) **United States Design Patent**  
**Loeb**

(10) **Patent No.:** **US D744,914 S**  
(45) **Date of Patent:** **\*\* Dec. 8, 2015**

(54) **VEHICLE FRONT BUMPER**

(71) Applicant: **GM GLOBAL TECHNOLOGY OPERATIONS LLC**, Detroit, MI (US)

(72) Inventor: **Niels Loeb**, Wiesbaden (DE)

(73) Assignee: **GM GLOBAL TECHNOLOGY OPERATIONS LLC**, Detroit, MI (US)

(\*\*) Term: **14 Years**

(21) Appl. No.: **29/495,192**

(22) Filed: **Jun. 27, 2014**

(51) **LOC (10) Cl.** ..... **12-16**

(52) **U.S. Cl.**  
USPC ..... **D12/169**

(58) **Field of Classification Search**  
USPC ..... D12/169, 216, 90-92, 86, 171, 196,  
D12/163; 293/102, 113, 115, 117, 120;  
296/180.1, 180.2

CPC . B60R 19/52; B60R 2019/25; B62D 25/0845  
See application file for complete search history.

(56) **References Cited**

**U.S. PATENT DOCUMENTS**

D550,594 S	*	9/2007	Pfeiffer	.....	D12/169
D578,451 S	*	10/2008	Jodo et al.	.....	D12/169
D580,314 S	*	11/2008	Yamaji	.....	D12/169
D586,705 S	*	2/2009	Bauer et al.	.....	D12/169
D589,414 S	*	3/2009	Futschik et al.	.....	D12/169
D605,096 S	*	12/2009	Mueller	.....	D12/169

D610,956 S	*	3/2010	Truebsbach	.....	D12/169
D623,566 S	*	9/2010	Bauer et al.	.....	D12/169
D625,230 S	*	10/2010	Hirai et al.	.....	D12/169
D626,473 S	*	11/2010	Mueller	.....	D12/169
D630,978 S	*	1/2011	Koshino et al.	.....	D12/169
D633,013 S	*	2/2011	Bauer et al.	.....	D12/169
D636,303 S	*	4/2011	Frei et al.	.....	D12/169
D656,871 S	*	4/2012	Fetherston et al.	.....	D12/169
D664,901 S	*	8/2012	Futschik et al.	.....	D12/169
D670,627 S	*	11/2012	Fetherston et al.	.....	D12/169
D686,119 S	*	7/2013	Futschik et al.	.....	D12/169
D690,628 S	*	10/2013	Minamisawa et al.	.....	D12/169
D691,526 S	*	10/2013	Uchino	.....	D12/169
D711,796 S	*	8/2014	Futschik et al.	.....	D12/169

\* cited by examiner

*Primary Examiner* — Melody N Brown

(74) *Attorney, Agent, or Firm* — Mickki D. Murray; Parks Wood LLC


(57) **CLAIM**

The ornamental design for a vehicle front bumper, as shown and described.

**DESCRIPTION**

FIG. 1 is a perspective view of a vehicle front bumper showing the new design;  
FIG. 2 is a front view, thereof;  
FIG. 3 is a side view thereof; and,  
FIG. 4 is a top plan view thereof.  
The broken lines shown in the drawings illustrate portions of the vehicle front bumper that forms no part of claimed design.

**1 Claim, 2 Drawing Sheets**



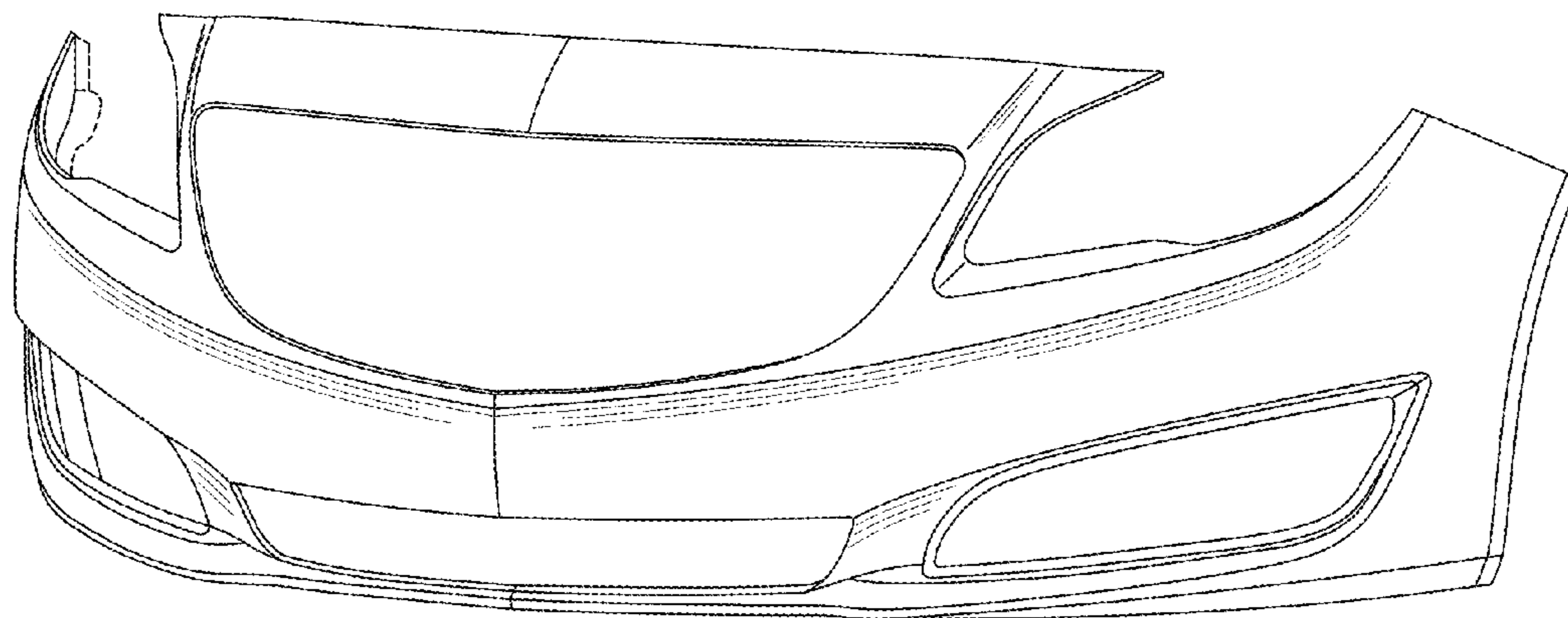


Fig-1

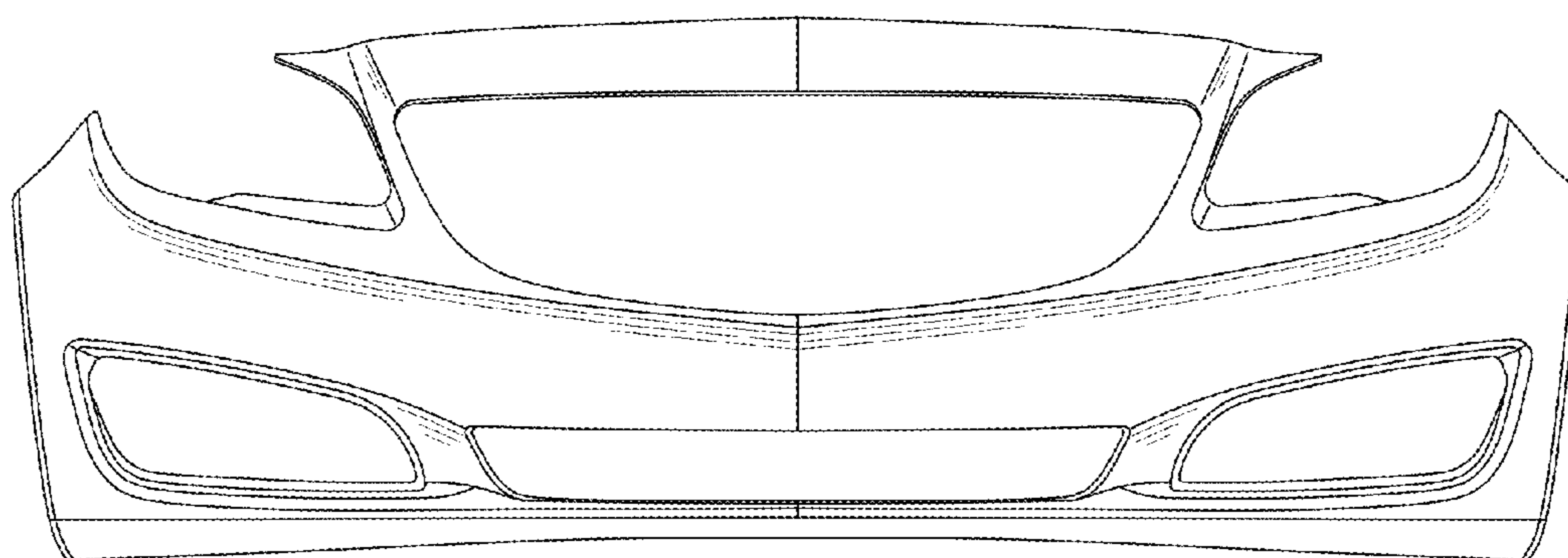


Fig-2

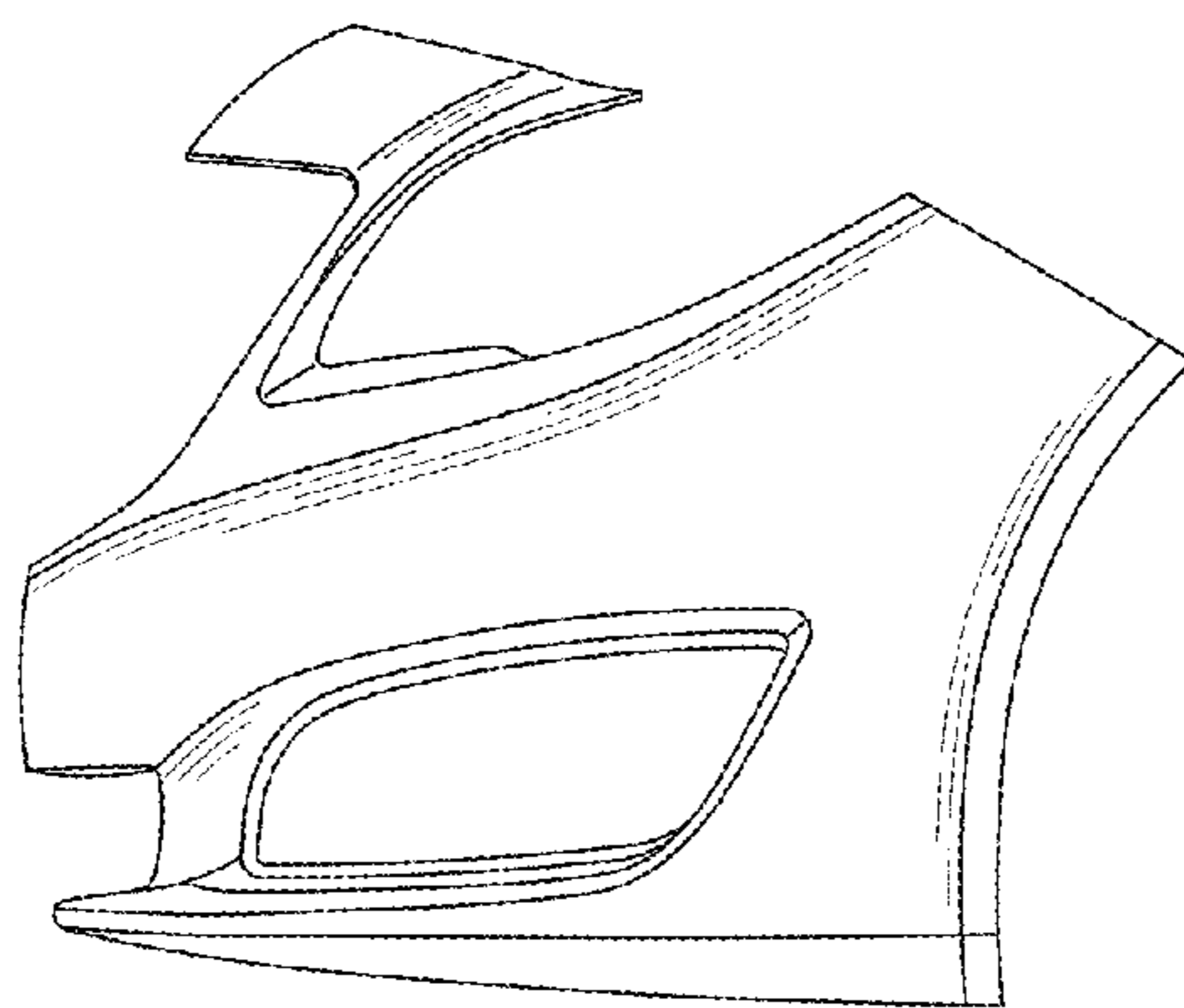


Fig-3

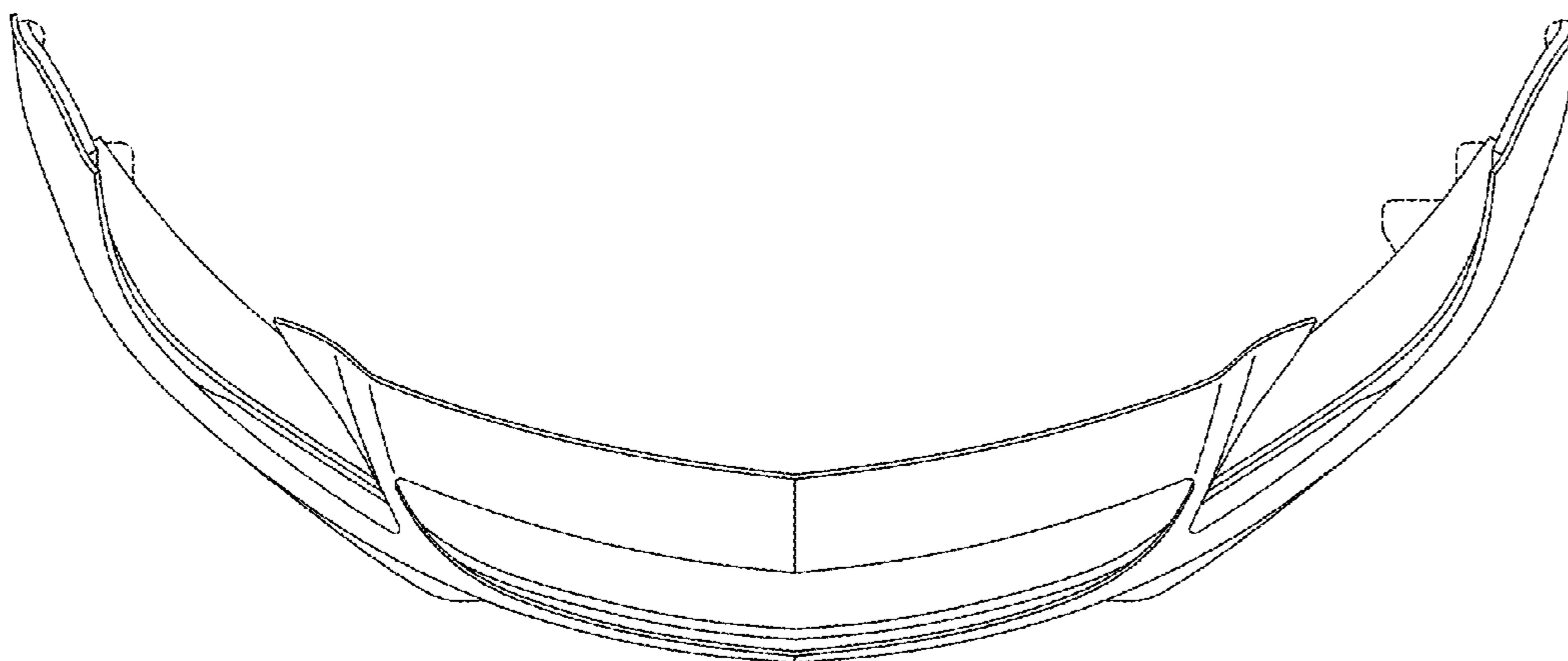


Fig-4