



US00D744903S

(12) **United States Design Patent**
Jelec

(10) **Patent No.:** **US D744,903 S**

(45) **Date of Patent:** **** Dec. 8, 2015**

(54) **VEHICLE**

(71) Applicant: **Jaguar Land Rover Limited**, Coventry
(GB)

(72) Inventor: **Tadeusz Jelec**, Coventry (GB)

(73) Assignee: **JAGUAR LAND ROVER LIMITED**
(GB)

(**) Term: **14 Years**

(21) Appl. No.: **29/490,232**

(22) Filed: **May 7, 2014**

(30) **Foreign Application Priority Data**

Nov. 8, 2013 (EM) 002341230

(51) **LOC (10) Cl.** **12-08**

(52) **U.S. Cl.**
USPC **D12/92**

(58) **Field of Classification Search**
USPC D12/86, 90-92; D21/421, 433, 434;
296/181.1, 181.5
CPC B62D 35/00; B62D 25/00; B62D 25/06;
B62D 33/00

See application file for complete search history.

(56) **References Cited**

U.S. PATENT DOCUMENTS

D671,036 S *	11/2012	Inatomi et al.	D12/92
D671,457 S *	11/2012	Goto et al.	D12/92
D684,095 S *	6/2013	Beaven	D12/92
D687,349 S *	8/2013	Krugger et al.	D12/92
D687,740 S *	8/2013	Yamanaka et al.	D12/92
D692,348 S *	10/2013	Whelan	D12/92
D717,698 S *	11/2014	Beaven	D12/92
D726,074 S *	4/2015	Beaven	D12/92

* cited by examiner

Primary Examiner — Melody N Brown

(74) *Attorney, Agent, or Firm* — Fishman Stewart Yamaguchi PLLC

(57) **CLAIM**

The ornamental design for a vehicle, as shown and described.

DESCRIPTION

FIG. 1 is a left, front perspective view of a vehicle showing my new design;

FIG. 2 is a right, front perspective view thereof;

FIG. 3 is a rear perspective view thereof;

FIG. 4 is a front elevation view thereof;

FIG. 5 is a rear elevational view thereof;


FIG. 6 is a left side elevational view thereof;

FIG. 7 is a right side elevational view thereof; and,

FIG. 8 is a top view of a vehicle.

The broken line and white out portions shown throughout the drawing views are illustrative purposes only and from no part of the claimed design.

1 Claim, 6 Drawing Sheets



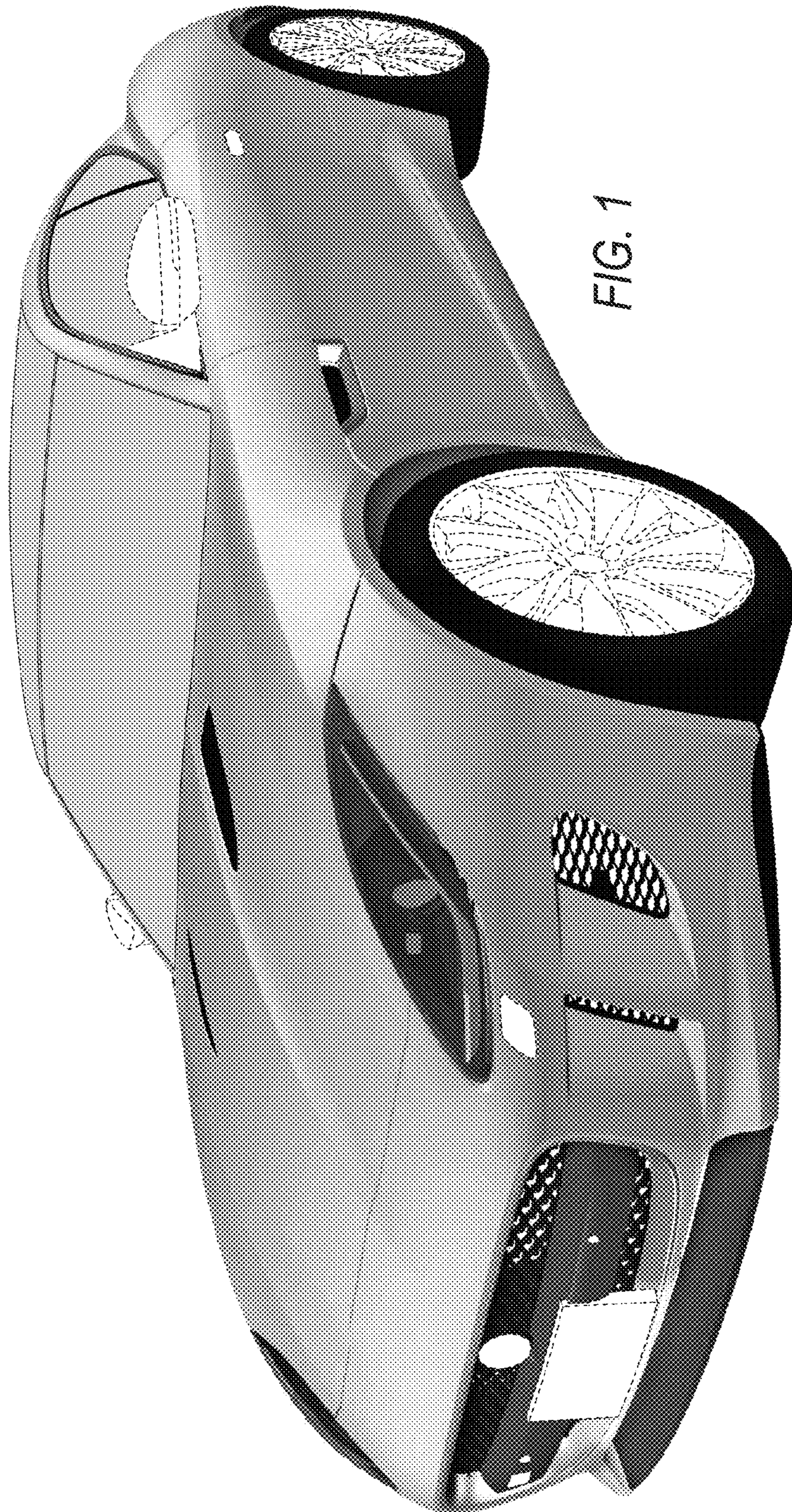


FIG. 1

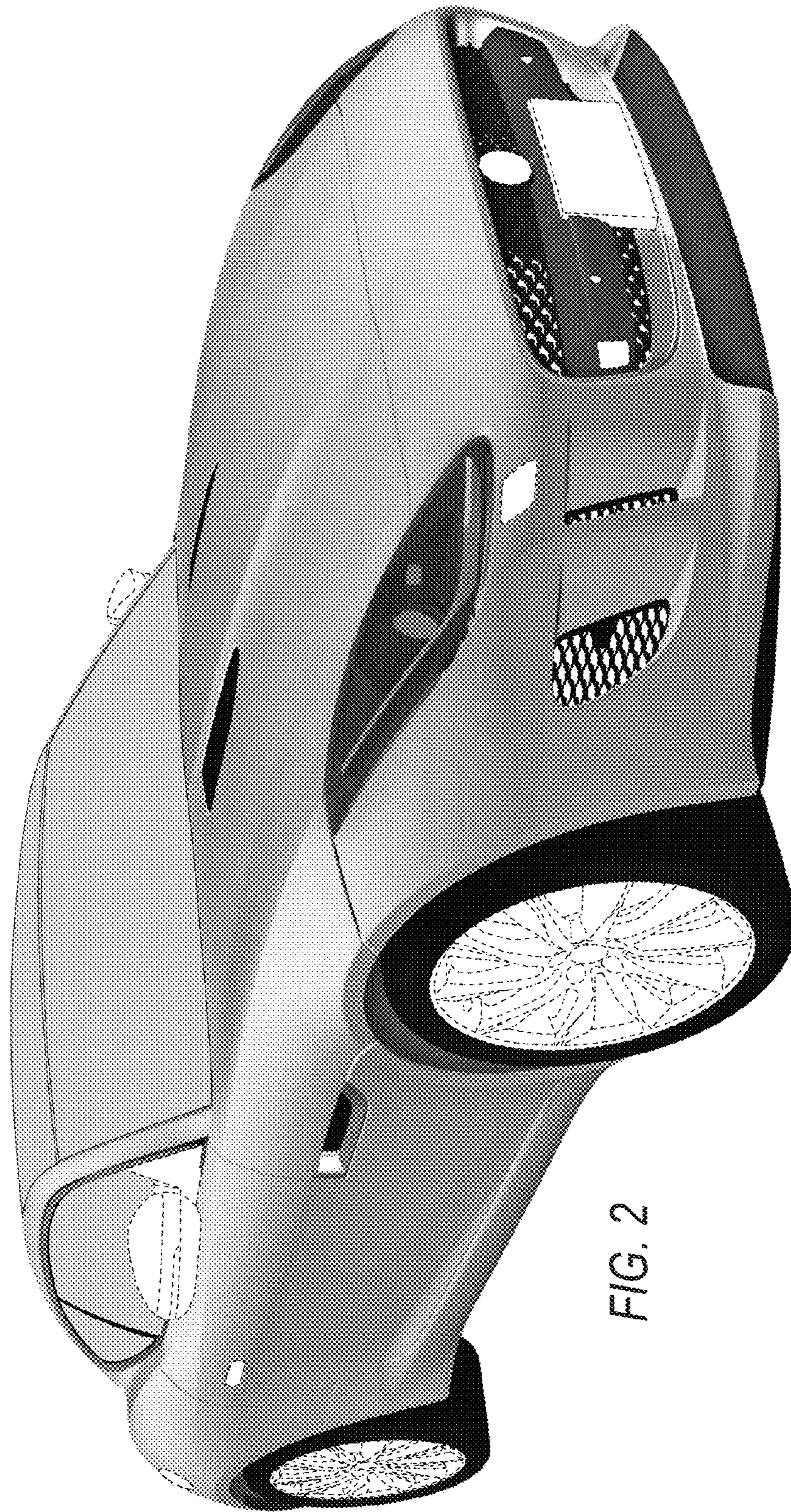


FIG. 2

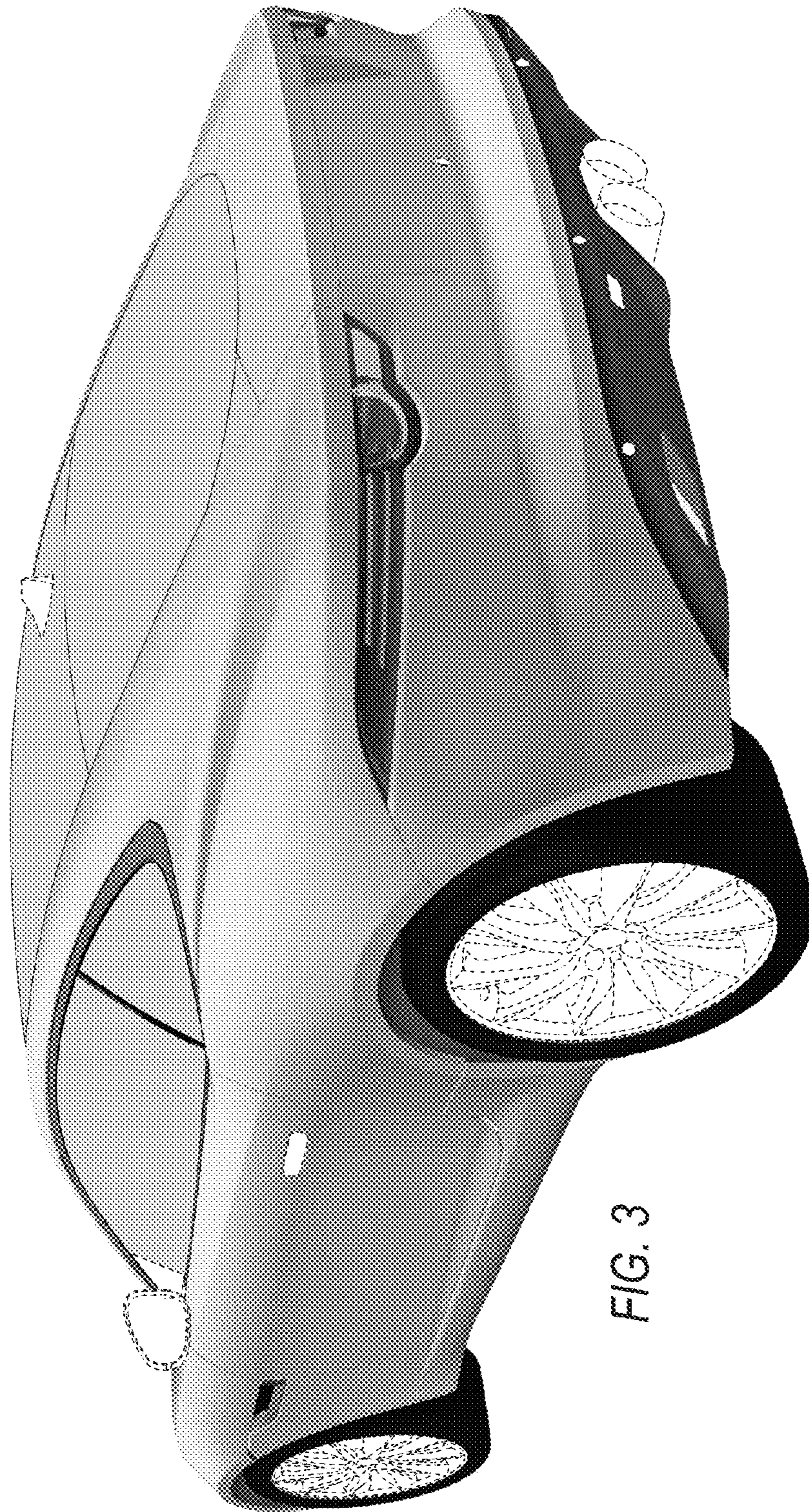


FIG. 3




FIG. 4




FIG. 5

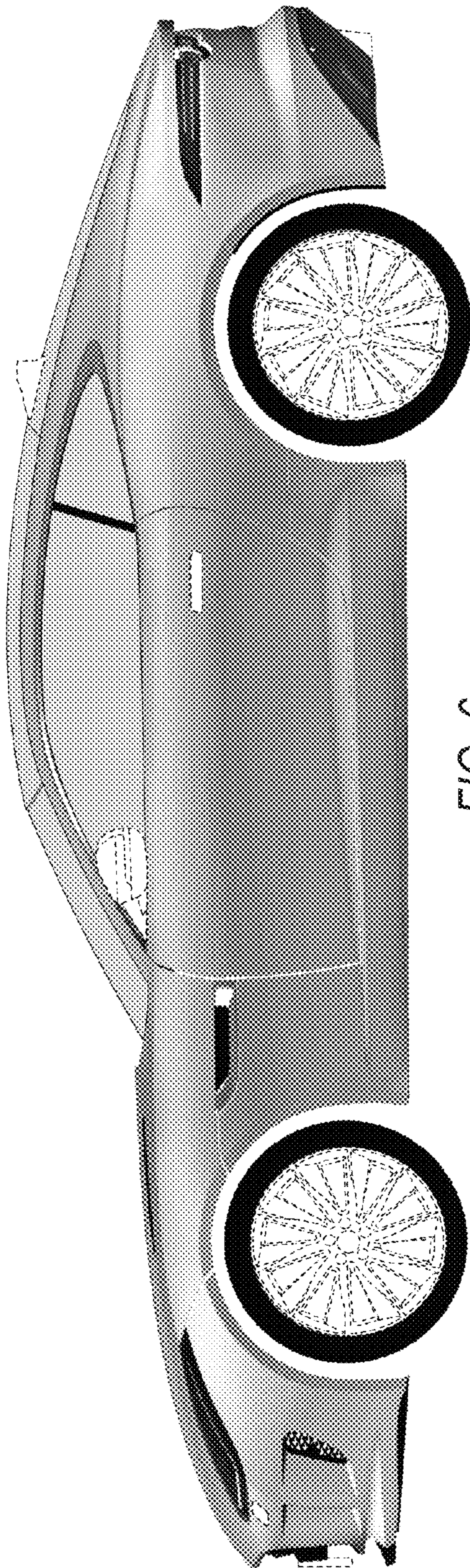


FIG. 6

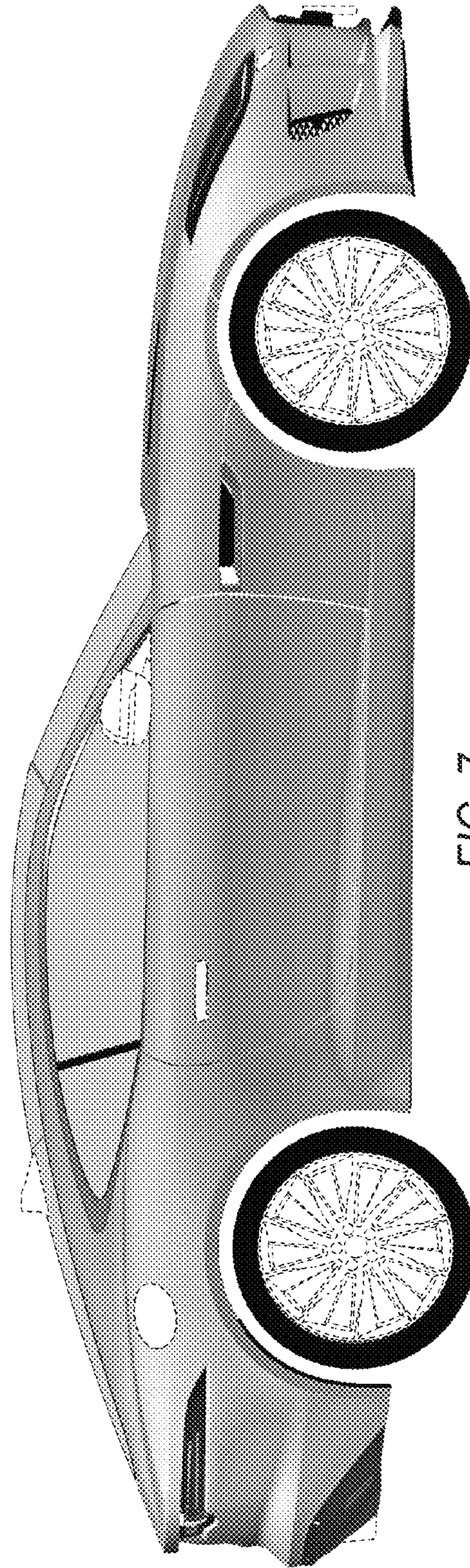


FIG. 7

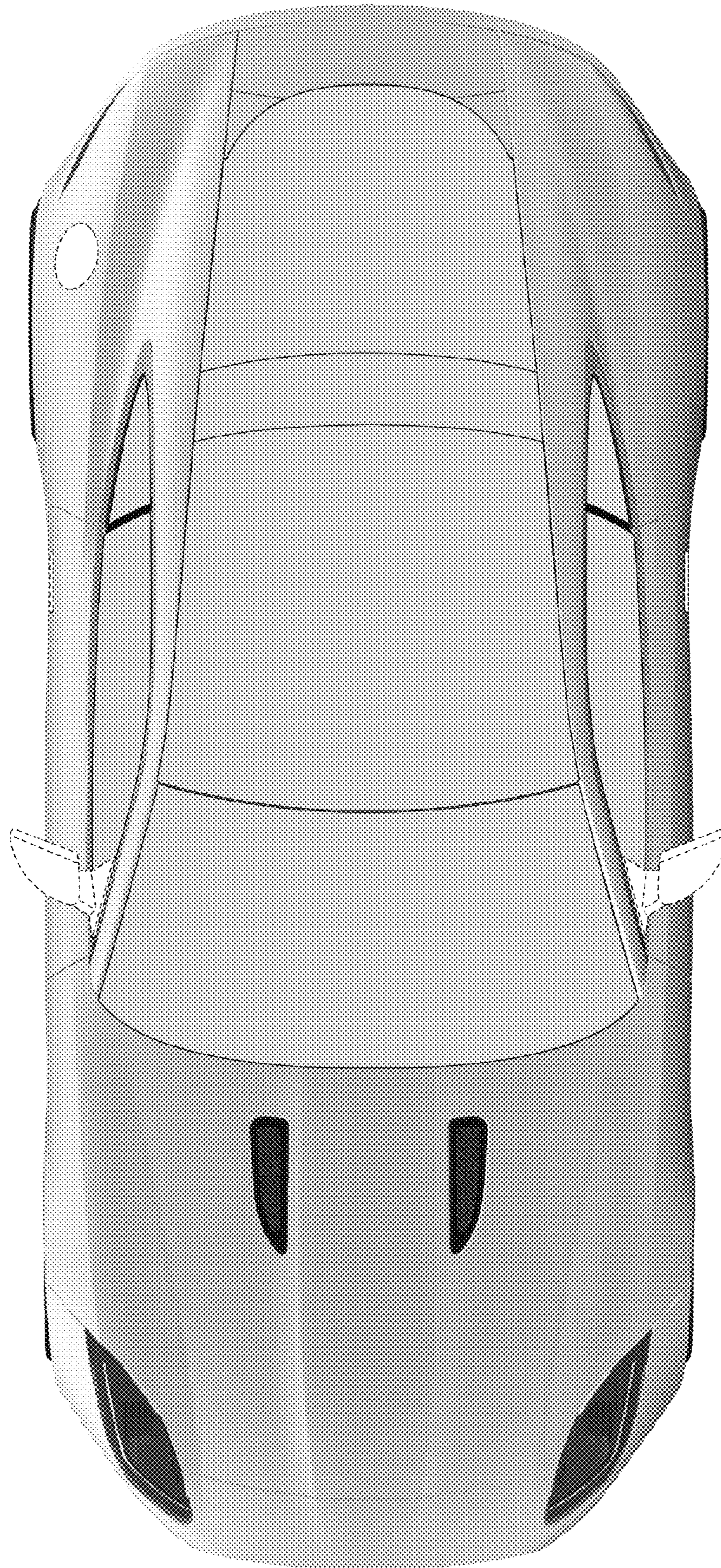


FIG. 8