



US00D744899S

(12) **United States Design Patent**
Oberwelz et al.

(10) **Patent No.:** **US D744,899 S**
(45) **Date of Patent:** **** Dec. 8, 2015**

(54) **ZIPPER PULL**

(56) **References Cited**

- (71) Applicant: **Tempur-Pedic Management, LLC**,
Lexington, KY (US)
- (72) Inventors: **Elger Oberwelz**, San Francisco, CA
(US); **Kara W. Johnson**, San Francisco,
CA (US); **Thomas D. C. Overthun**, San
Francisco, CA (US); **Martin Schnitzer**,
San Francisco, CA (US); **Eric Lopez**,
San Francisco, CA (US); **Isabela Dias**
De Mello Sa, San Francisco, CA (US)
- (73) Assignee: **Tempur-Pedic Management, LLC**,
Lexington, KY (US)
- (**) Term: **15 Years**
- (21) Appl. No.: **29/532,158**
- (22) Filed: **Jul. 2, 2015**

U.S. PATENT DOCUMENTS

D378,071	S	*	2/1997	Kincman, Sr.	D11/221
D420,938	S	*	2/2000	Colicher	D11/221
D482,987	S	*	12/2003	Ritter	D11/221
D519,057	S	*	4/2006	Gracer	D11/221
D558,090	S	*	12/2007	Yang	D11/221
D578,431	S	*	10/2008	Weyer et al.	D11/221
D578,432	S	*	10/2008	Weyer et al.	D11/221
D602,811	S	*	10/2009	Batista	D11/221
D619,499	S	*	7/2010	Weyer et al.	D11/221
D692,796	S	*	11/2013	Medsker	D11/221

* cited by examiner

Primary Examiner — Ralf Seifert

(57) **CLAIM**

The ornamental design for a zipper pull, as shown and described.

DESCRIPTION

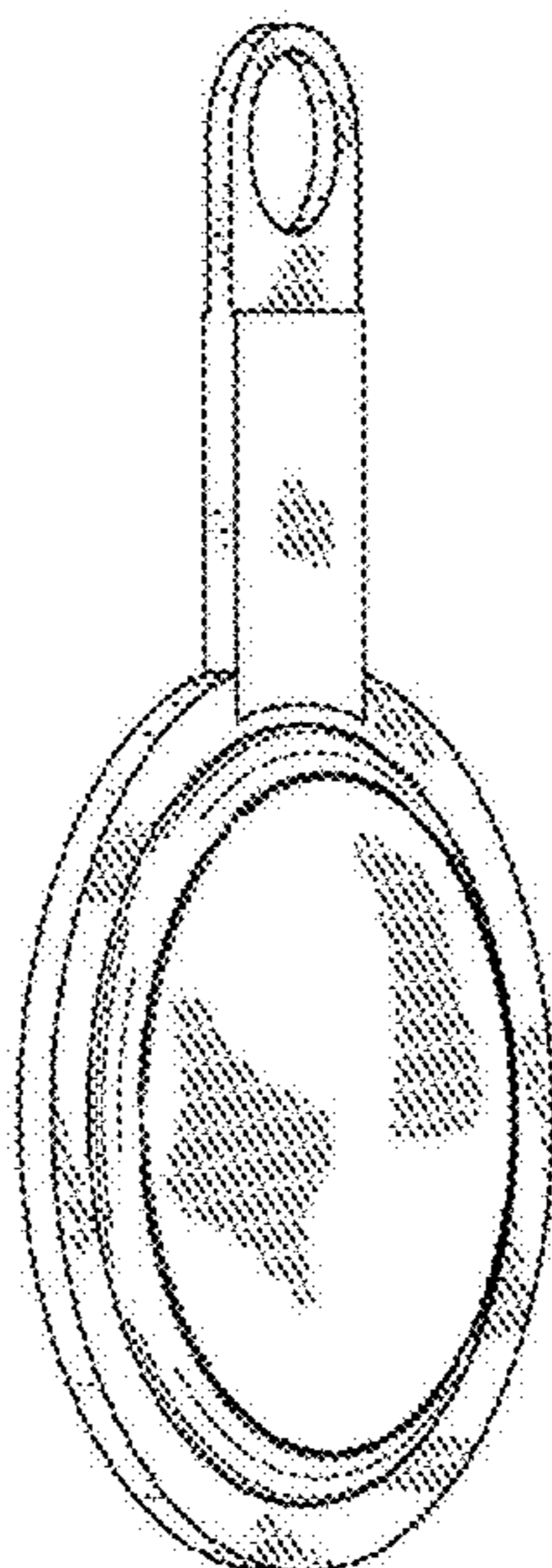
FIG. 1 is a front elevational view of the zipper pull of the present invention;
 FIG. 2 is a rear elevational view of the zipper pull of FIG. 1;
 FIG. 3 is a left side elevational view of the zipper pull of FIG. 1;
 FIG. 4 is a right side elevational view of the zipper pull of FIG. 1;
 FIG. 5 is a top view of the zipper pull of FIG. 1;
 FIG. 6 is a bottom view of the zipper pull of FIG. 1;
 FIG. 7 is a perspective view of the zipper pull of FIG. 1;
 FIG. 8 is another perspective view of the zipper pull of FIG. 1, showing the zipper pull on a mattress cover assembly; and,
 FIG. 9 is another perspective view of the zipper pull of FIG. 1, showing the zipper pull on a mattress cover assembly.
 The mattress cover assemblies shown in broken lines in FIGS. 8 and 9 show environmental structure for illustrative purposes only and form no part of the claimed design.

Related U.S. Application Data

- (62) Division of application No. 29/478,160, filed on Dec. 31, 2013, now Pat. No. Des. 735,607.
- (51) **LOC (10) Cl.** **02-07**
- (52) **U.S. Cl.**
USPC **D11/221**
- (58) **Field of Classification Search**
USPC D11/200, 201, 221; 24/381–383,
24/385–387, 414–417, 421–422, 427–431,
24/433, 412, 424; 2/265; D2/641, 642;
294/3.6; 223/118
CPC A44B 19/00; A44B 19/02; A44B 19/04;
A44B 19/10; A44B 19/24; A44B 19/26;
A44B 19/30

See application file for complete search history.

1 Claim, 5 Drawing Sheets



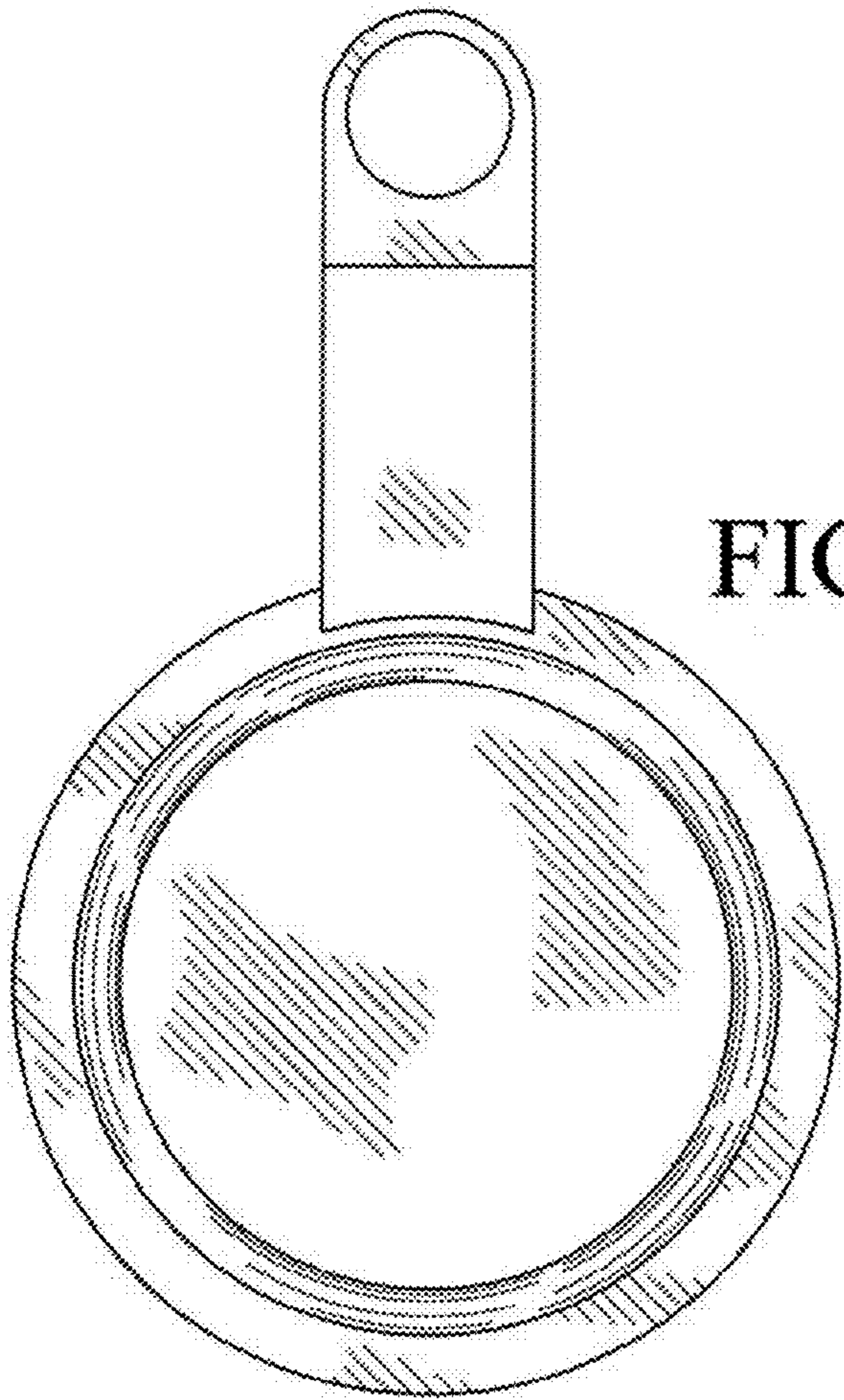


FIG. 1

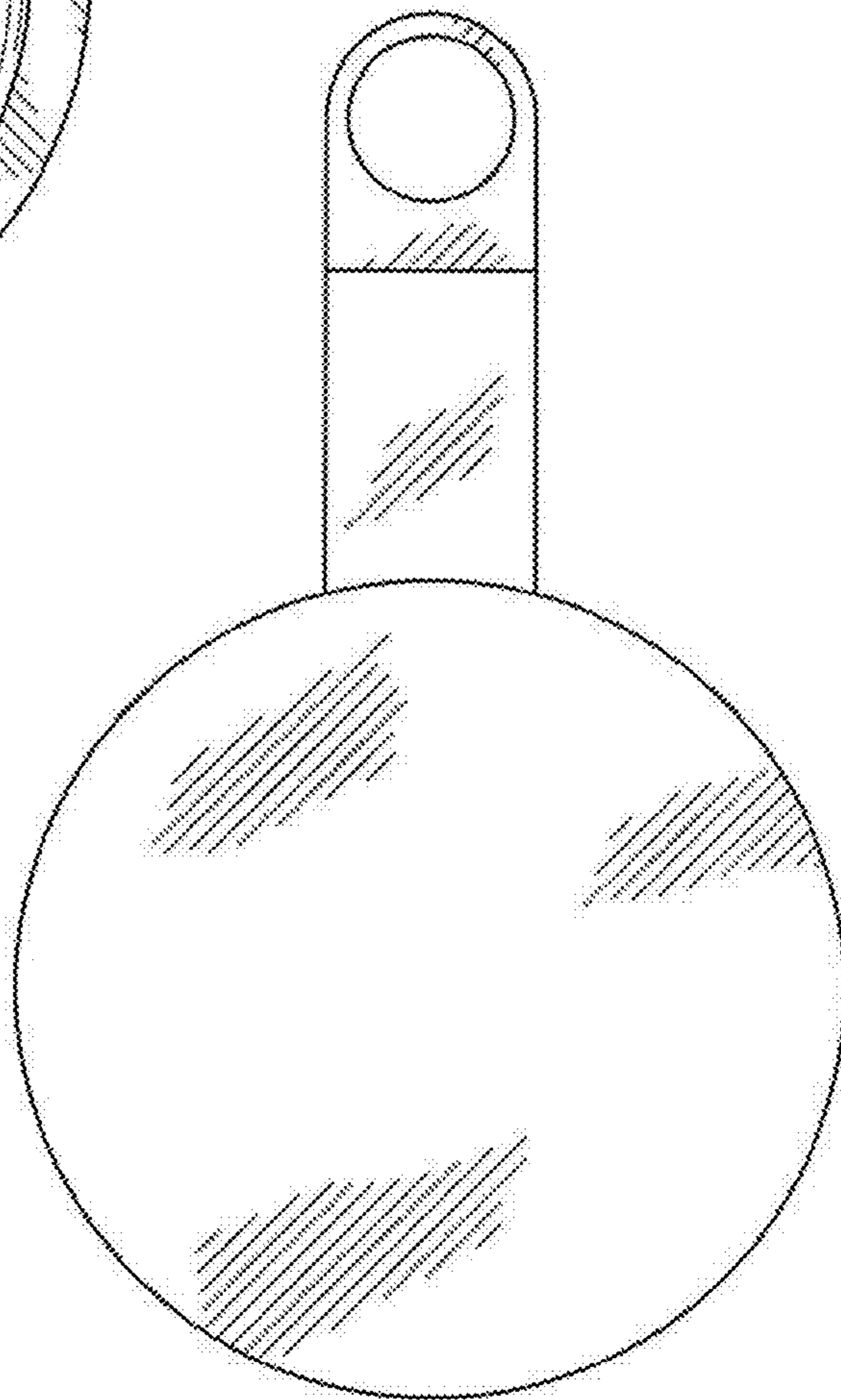


FIG. 2



FIG. 3

FIG. 4





FIG. 5



FIG. 6

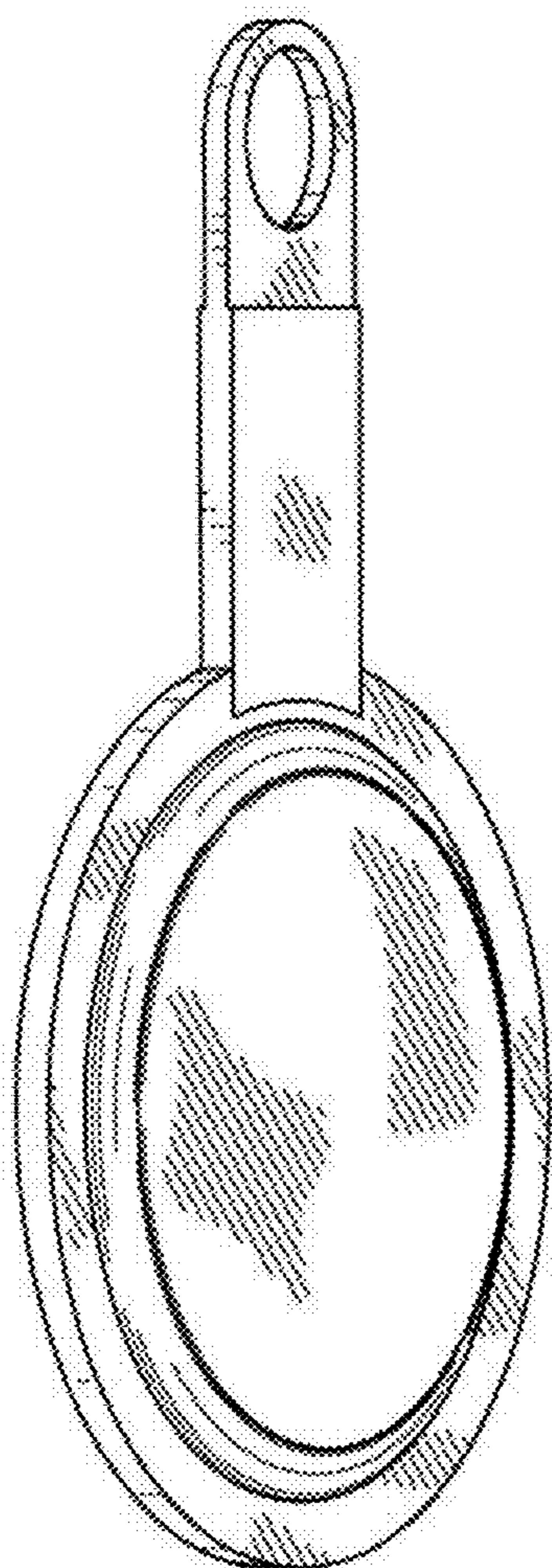


FIG. 7

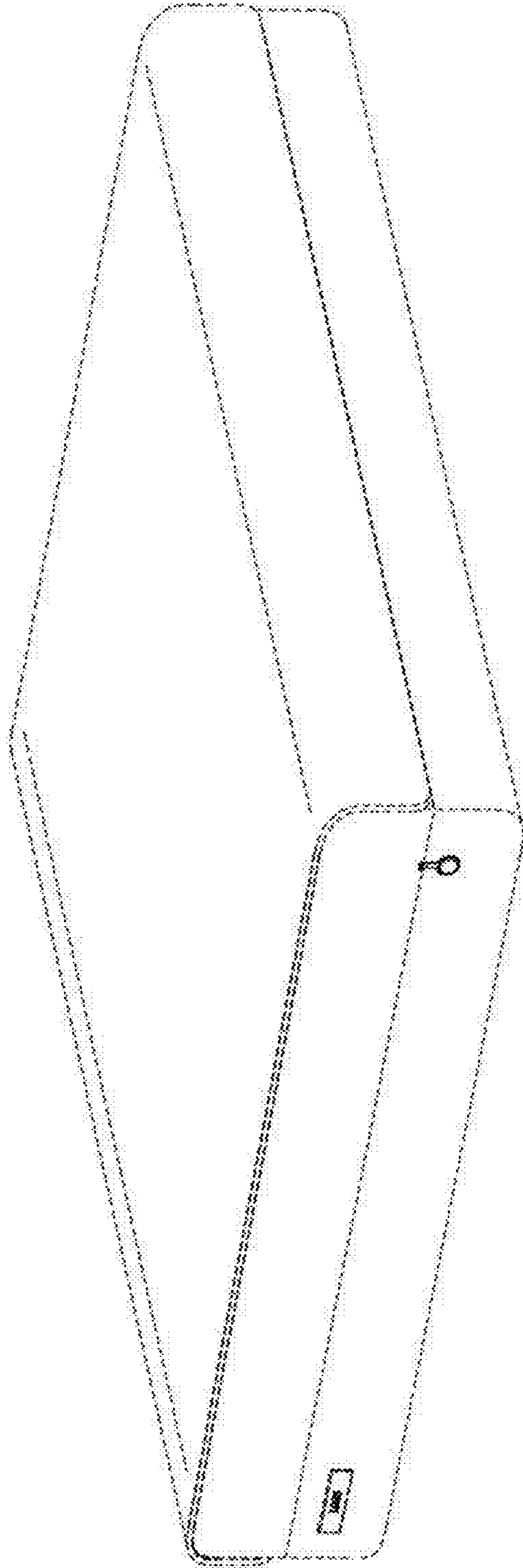


FIG. 8

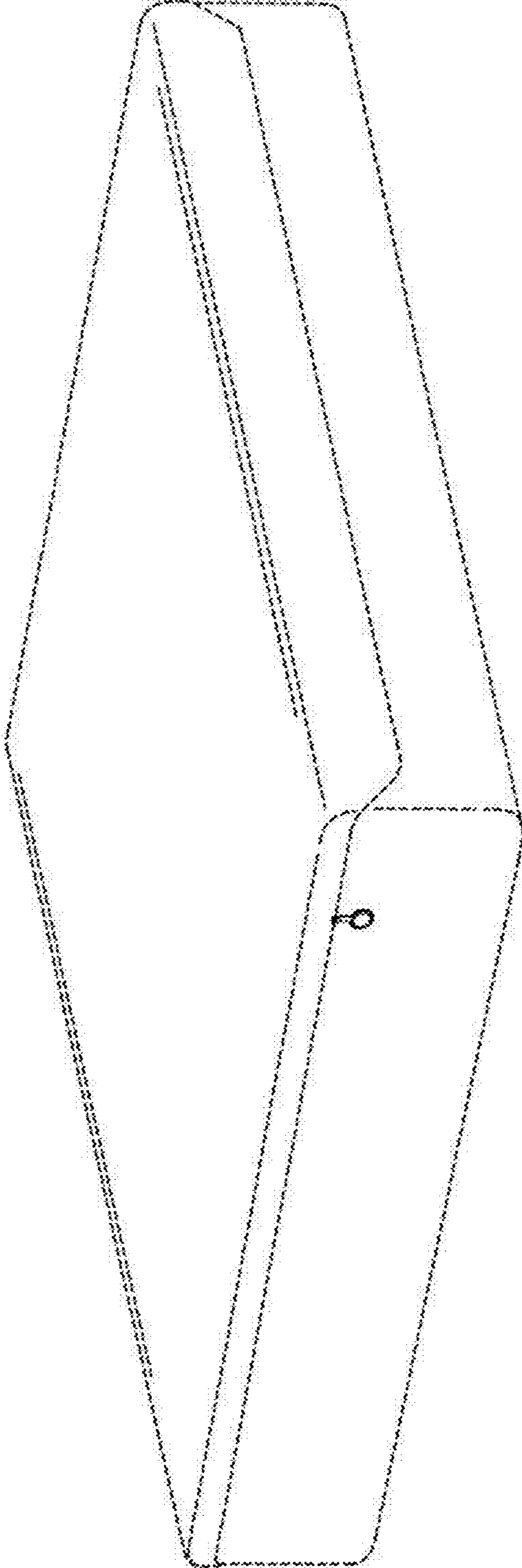


FIG. 9