



US00D744891S

(12) **United States Design Patent**
Wempe

(10) **Patent No.:** **US D744,891 S**

(45) **Date of Patent:** **** Dec. 8, 2015**

(54) **JEWELRY RING**

(71) Applicant: **Gerhard D. Wempe KG**, Hamburg (DE)

(72) Inventor: **Kim-Eva Wempe**, Hamburg (DE)

(73) Assignee: **Gerhard D. Wempe KG**, Hamburg (DE)

(**) Term: **14 Years**

(21) Appl. No.: **29/498,110**

(22) Filed: **Jul. 31, 2014**

(30) **Foreign Application Priority Data**

Mar. 17, 2014 (WO) DM/083 138

(51) **LOC (10) Cl.** **11-01**

(52) **U.S. Cl.**
USPC **D11/34**

(58) **Field of Classification Search**
USPC D11/26-39, 3, 91, 92
CPC A44C 9/00; A44C 9/0007; A44C 9/0015;
A44C 9/0038; A44C 9/0046; A44C 9/0053;
A44C 9/0061; A44C 9/0069; A44C 9/0076;
A44C 9/0084; A44C 9/0092; A44C 9/02;
A44C 17/02; A44C 17/0208; A44C 17/0258
See application file for complete search history.

(56) **References Cited**

U.S. PATENT DOCUMENTS

D141,654 S * 6/1945 Ray-Dupuis D11/4
D373,096 S * 8/1996 Bergagnini D11/28
D392,587 S * 3/1998 Morrison D11/34

D520,895 S * 5/2006 Emery et al. D11/6
D521,405 S * 5/2006 Emery et al. D11/15
D535,209 S * 1/2007 Arlanda D11/27
D548,639 S * 8/2007 Bondanza D11/34
D602,803 S * 10/2009 Gruosi D11/27
D612,283 S * 3/2010 Gruosi D11/26
D659,579 S * 5/2012 Hill et al. D11/3
D662,434 S * 6/2012 Hill et al. D11/3
D678,804 S * 3/2013 Takahashi D11/37
D689,788 S * 9/2013 Gruosi D11/26

OTHER PUBLICATIONS

[Online] <http://www.juwelierkortum.de/ebayPics/156256/065.JPG>.
Retrieved Mar. 12, 2015.*

* cited by examiner

Primary Examiner — Garth Rademaker

Assistant Examiner — Melanie Pellegrini

(74) *Attorney, Agent, or Firm* — Laurence P. Colton; Smith
Risley Tempel Santos LLC

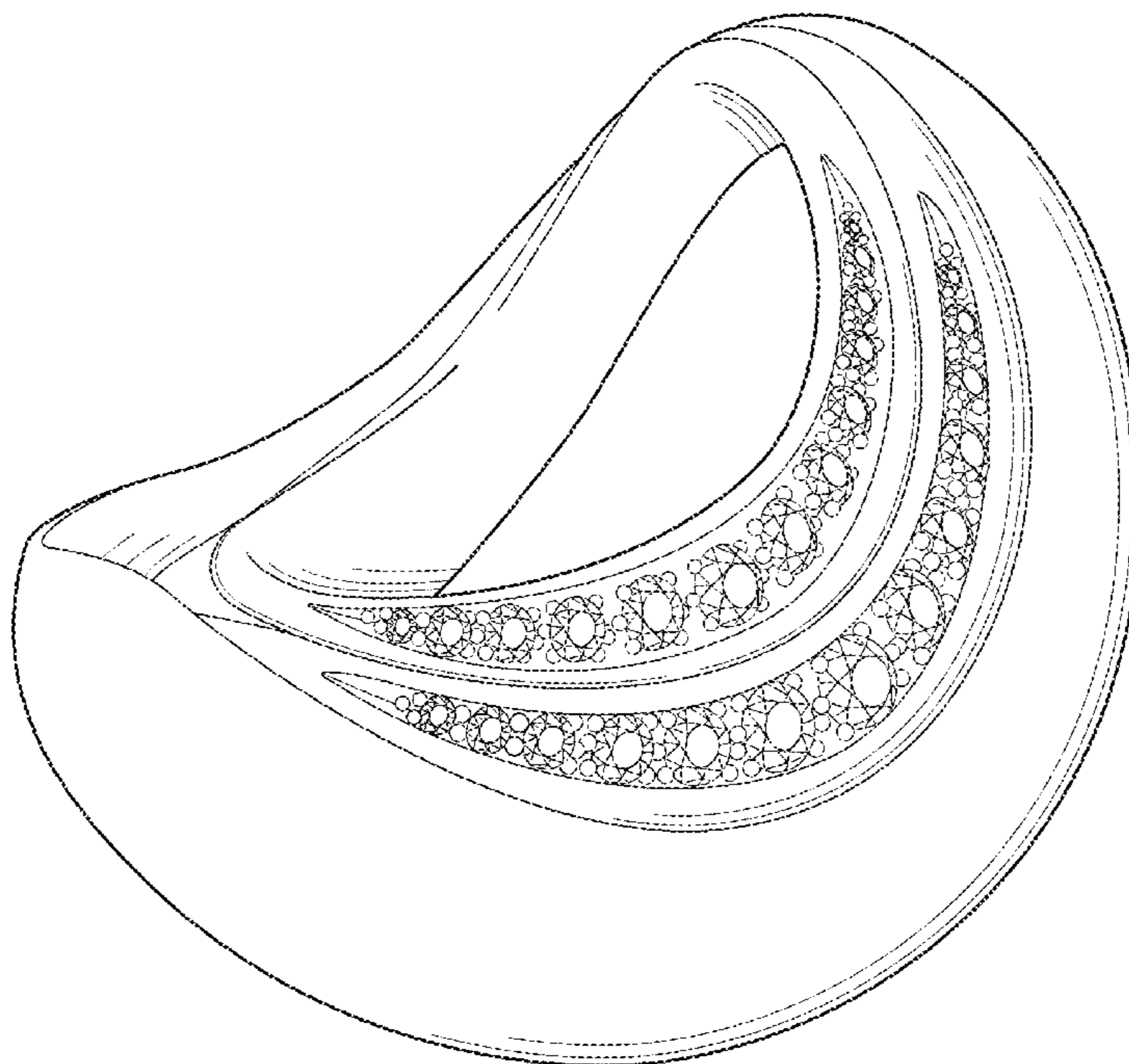
(57) **CLAIM**

The ornamental design for a jewelry ring, as shown and
described.

DESCRIPTION

FIG. 1 is a perspective view of a jewelry ring of the present
invention;
FIG. 2 is a front view of the design of FIG. 1, with the back
view being identical thereto;
FIG. 3 is a left side view of the design of FIG. 1, with the right
side view being identical thereto;
FIG. 4 is a bottom view of the design of FIG. 1; and,
FIG. 5 is a top view of the design of FIG. 1.

1 Claim, 5 Drawing Sheets



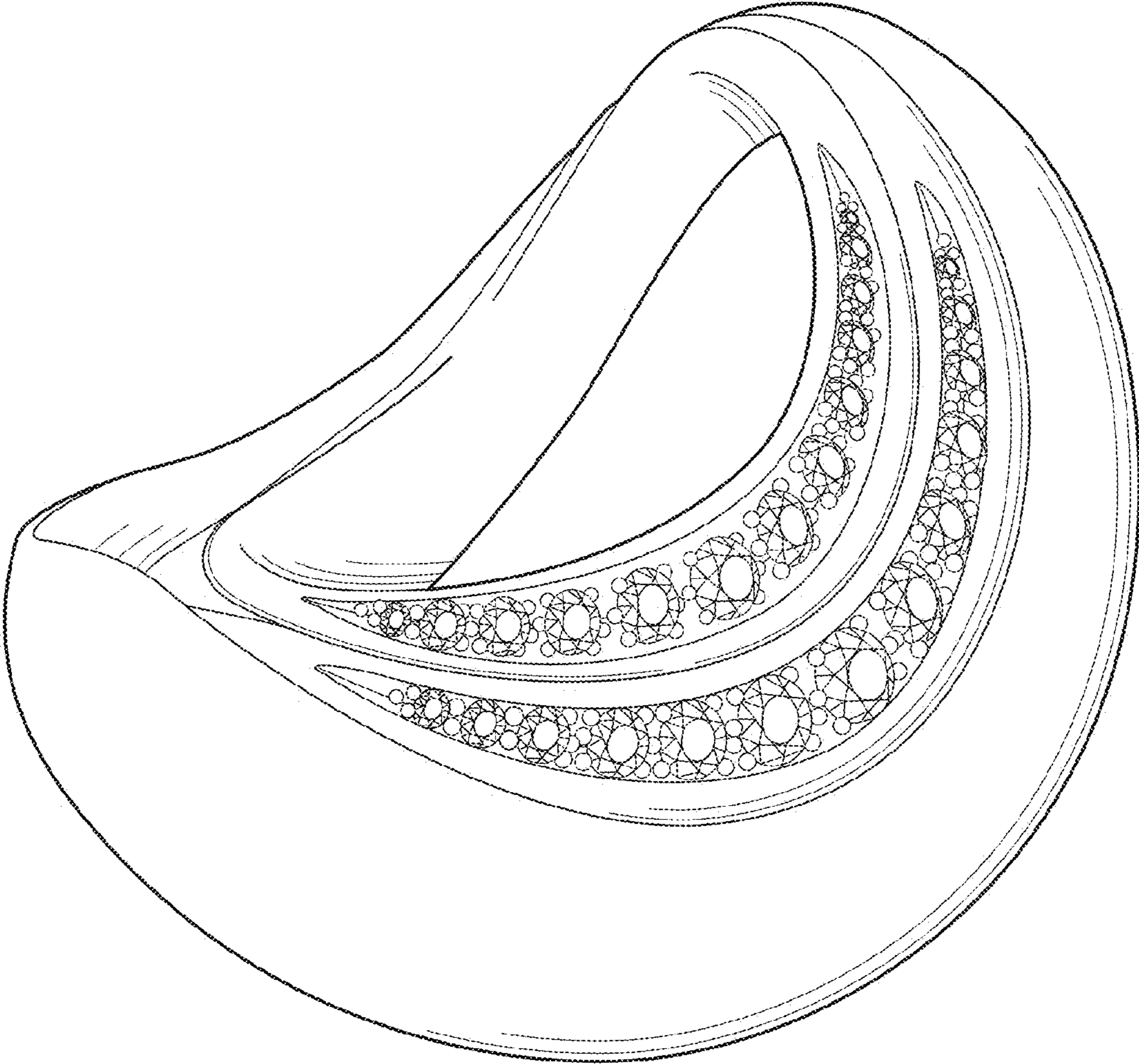


Fig. 1

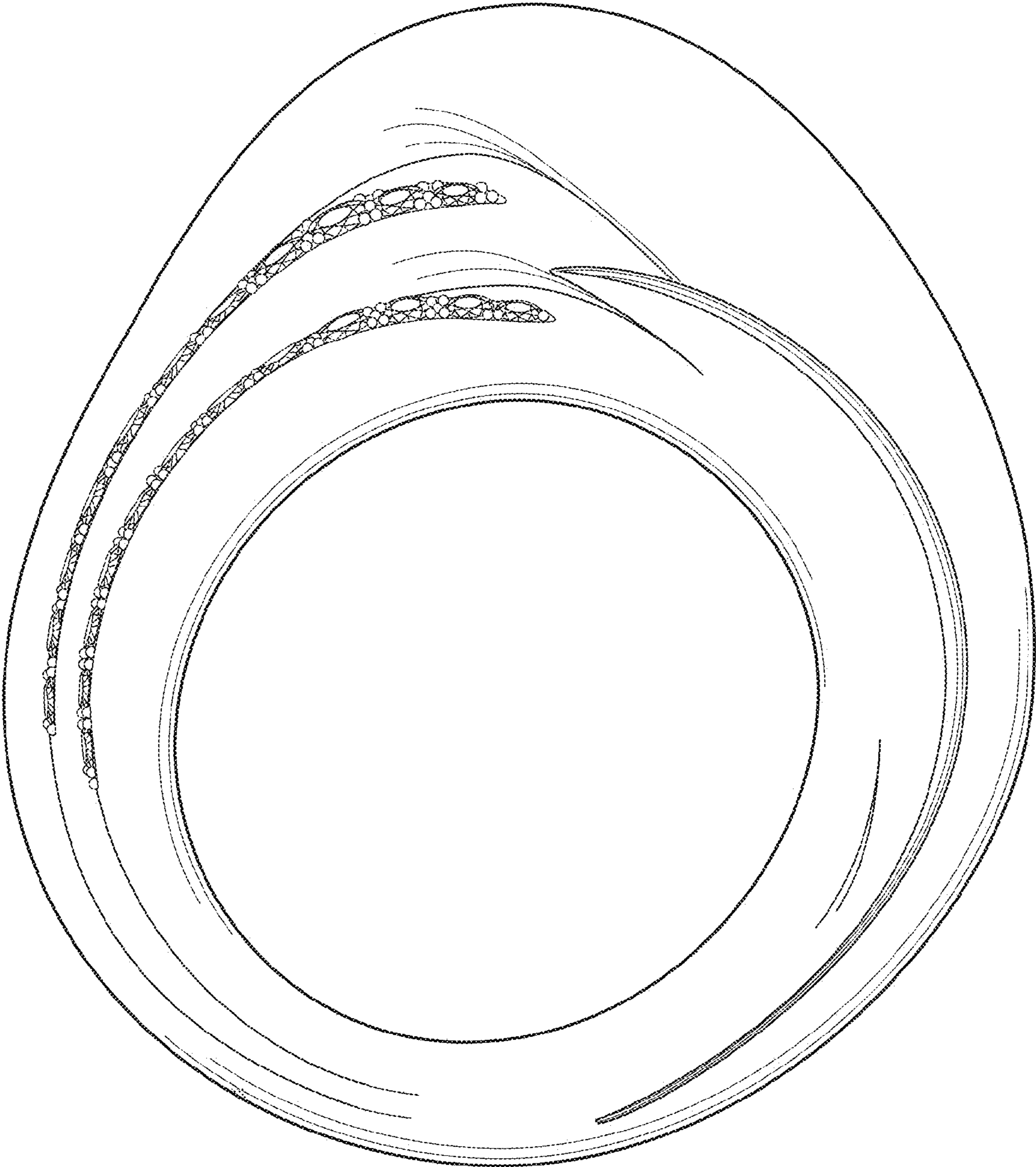


Fig. 2

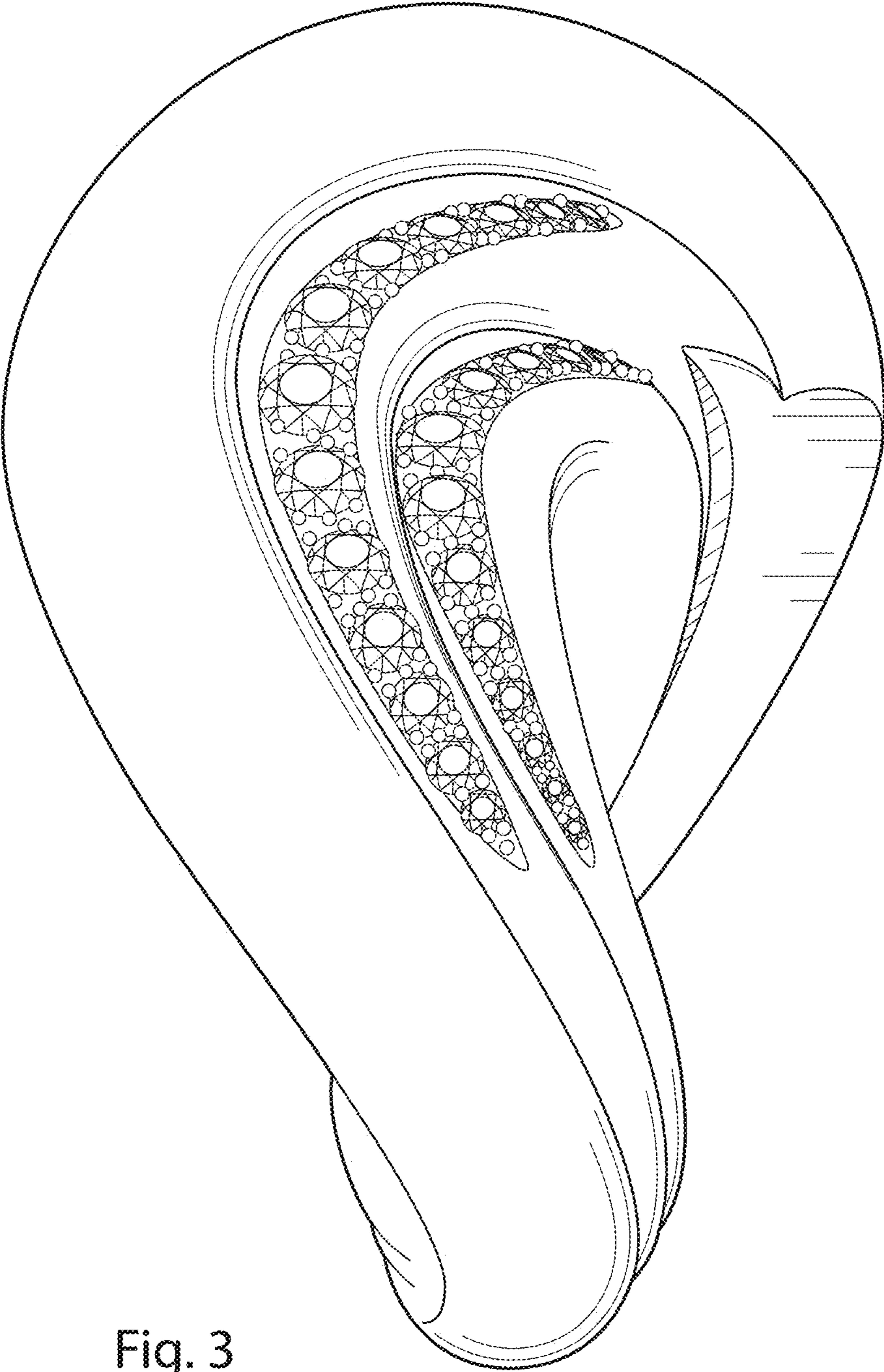


Fig. 3

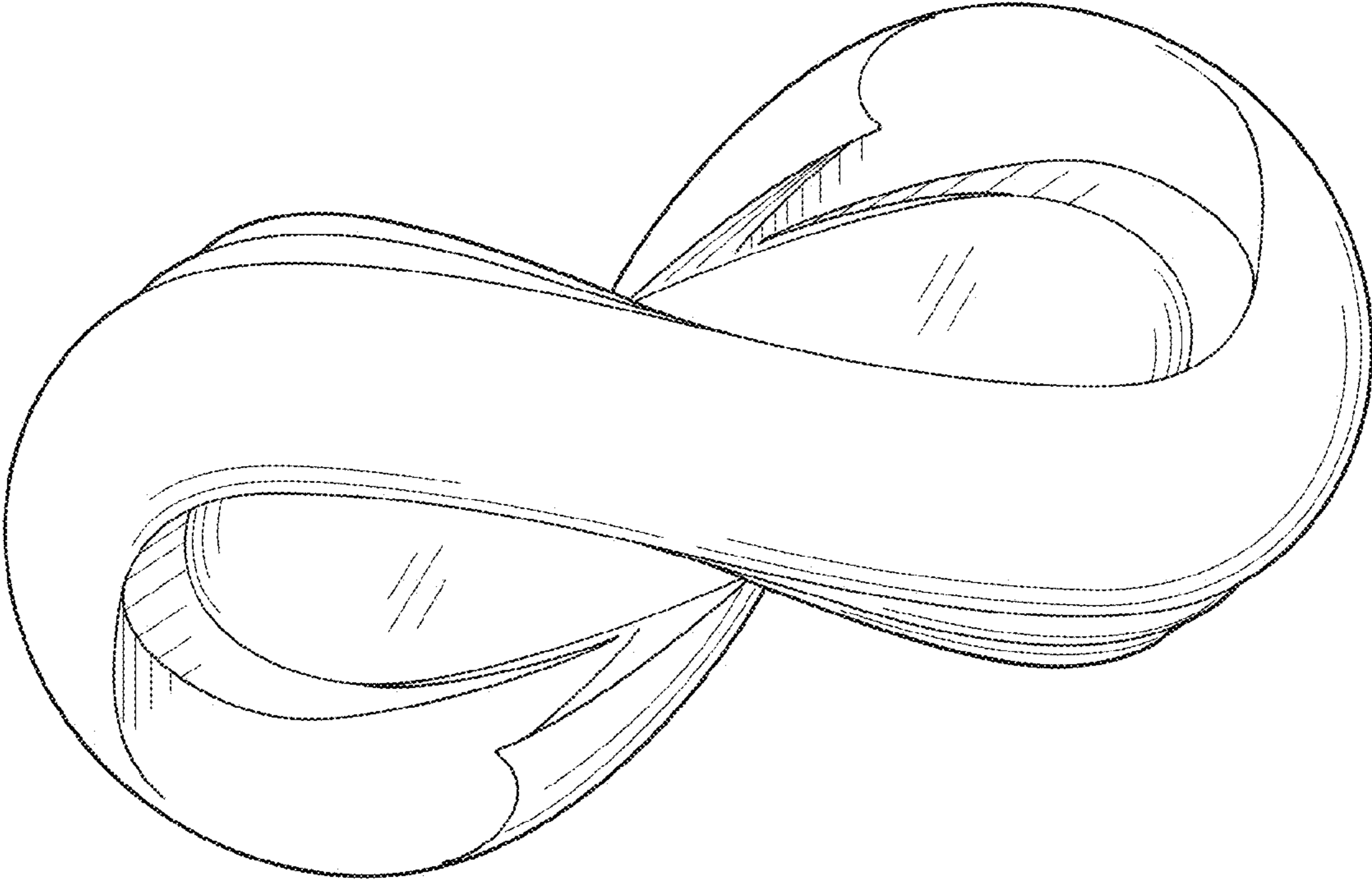


Fig. 4

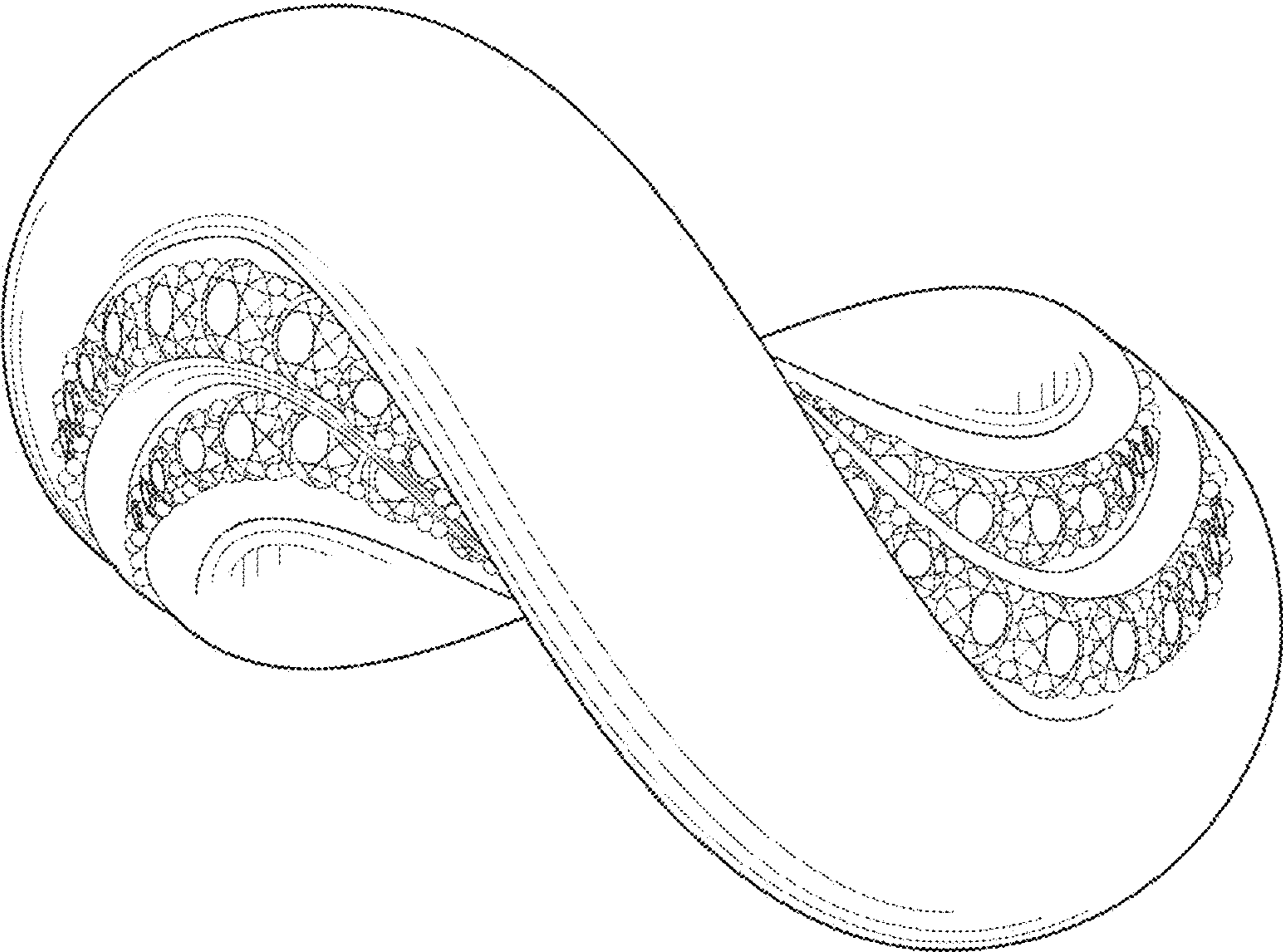


Fig. 5