



US00D744886S

(12) **United States Design Patent**
Oh

(10) **Patent No.:** **US D744,886 S**

(45) **Date of Patent:** **** Dec. 8, 2015**

(54) **WHISTLE CLASP**

(71) Applicant: **Knottology, LLC**, Kalamazoo, MI (US)

(72) Inventor: **Hyeon Jin Oh**, Kalamazoo, MI (US)

(73) Assignee: **KNOTTOLOGY, LLC**, Kalamazoo, MI (US)

(**) Term: **14 Years**

(21) Appl. No.: **29/473,259**

(22) Filed: **Nov. 20, 2013**

Related U.S. Application Data

(63) Continuation-in-part of application No. PCT/US2013/040366, filed on May 9, 2013.

(51) **LOC (10) Cl.** **10-06**

(52) **U.S. Cl.**
USPC **D10/119.3; D10/104.1**

(58) **Field of Classification Search**

USPC D26/9, 10, 12, 13, 15, 16, 24, 51, 61, D26/72, 76, 80, 81, 85, 86, 88, 90, 113, 118, D26/119, 120, 122, 128, 129, 138, 143, D26/144; D13/180; D10/18, 21, 24, 25, 27, D10/28, 46, 93, 104.1, 119.3
CPC B60Q 1/04; B60Q 1/26; F21S 8/026; F21S 8/04; F21V 29/004; F21V 21/02; F21V 21/04; F21V 29/2212; F21Y 2101/02
See application file for complete search history.

(56) **References Cited**

U.S. PATENT DOCUMENTS

711,826 A * 10/1902 Collins 24/616
1,499,282 A * 6/1924 Aramian 446/81

(Continued)

OTHER PUBLICATIONS

UST Ultimate Survival 550 Paracord Survival Bracelet with Whistle Clasp, image post date May 22, 2012, site visited Apr. 18, 2015,

(online), <<https://www.tineye.com/search/2b5cd58223da52ac0fd806a58a47b440f93d2b59/>>.*

(Continued)

Primary Examiner — Kevin Rudzinski

Assistant Examiner — Sean D Lough

(74) *Attorney, Agent, or Firm* — Conley Rose, P.C.

(57) **CLAIM**

I claim the ornamental designs for a whistle clasp, as shown and described.

DESCRIPTION

FIG. 1 is a perspective view of a whistle clasp in an open position;

FIG. 2 is a perspective view of the whistle clasp in a closed position;

FIG. 3 is a top plan view of the whistle clasp in the open position of FIG. 1;

FIG. 4 is a top plan view of the whistle clasp in the closed position of FIG. 2;

FIG. 5 is a bottom plan view of the whistle clasp in the open position of FIG. 1;

FIG. 6 is a bottom plan view of the whistle clasp in the closed position of FIG. 2;

FIG. 7 is a right side elevation view of the whistle clasp in the open position of FIG. 1;

FIG. 8 is a right side elevation view of the whistle clasp in the closed position of FIG. 2;

FIG. 9 is a left side elevation view of the whistle clasp in the open position of FIG. 1;

FIG. 10 is a left side elevation view of the whistle clasp in the closed position of FIG. 2;

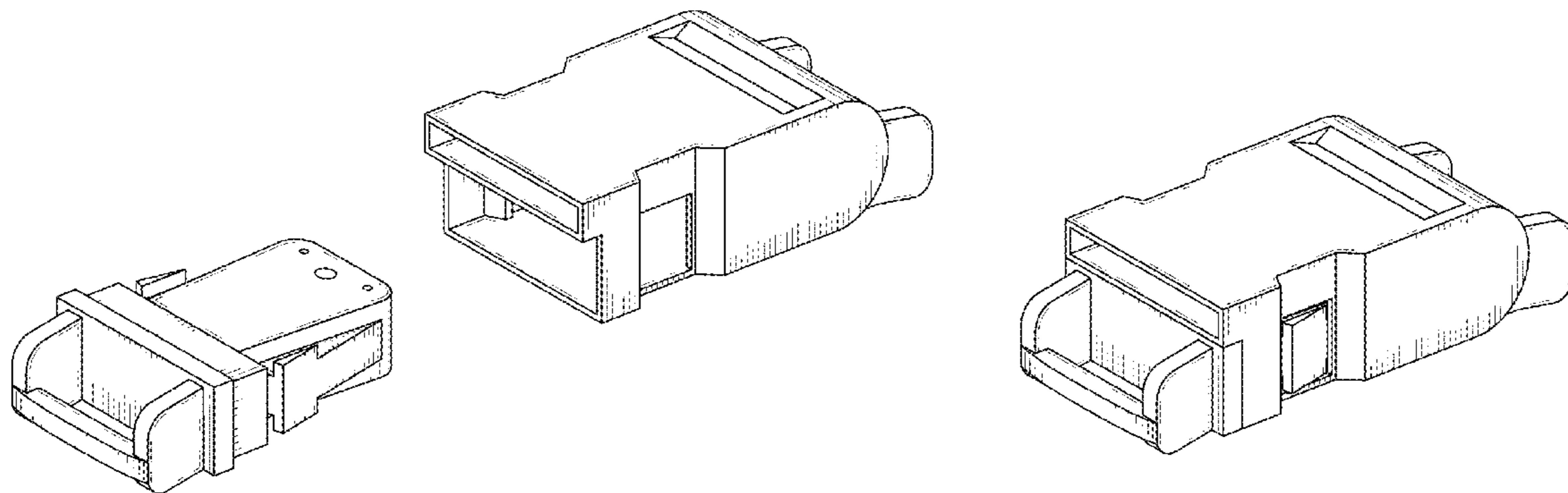
FIG. 11 is a front elevation view of the whistle clasp in the open position of FIG. 1;

FIG. 12 is a front elevation view of the whistle clasp in the closed position of FIG. 2;

FIG. 13 is a back elevation view of the whistle clasp in the open position of FIG. 1; and,

FIG. 14 is a back elevation view of the whistle clasp in the closed position of FIG. 2.

1 Claim, 4 Drawing Sheets



(56)

References Cited

U.S. PATENT DOCUMENTS

1,688,349 A * 10/1928 Petrie 446/26
 D102,543 S * 12/1936 Butterfield D10/119.2
 3,774,870 A * 11/1973 Sheffield et al. 244/122 B
 4,024,607 A * 5/1977 Rosenberg et al. 24/616
 D249,026 S * 8/1978 Lepow D10/106.1
 D266,407 S * 10/1982 Nagel D10/119.2
 4,497,094 A * 2/1985 Morris 24/633
 D279,461 S * 7/1985 Lafreniere et al. D10/119.3
 4,779,315 A * 10/1988 Kohus 24/587.12
 4,881,305 A * 11/1989 Rivera 24/616
 5,086,547 A * 2/1992 Ziemelis 24/615
 5,096,436 A * 3/1992 Noschese 29/876
 D346,341 S * 4/1994 Westerberg et al. D10/106.1
 D352,716 S * 11/1994 Shindo D14/217
 D367,017 S * 2/1996 Dempsey D10/104.1
 D371,312 S * 7/1996 Suzuki D10/116.1
 5,659,931 A * 8/1997 Anscher 24/614
 D409,939 S * 5/1999 Sharp et al. D10/119.3
 D410,210 S * 5/1999 Akasaki D10/116.1
 D410,771 S * 6/1999 Chang D3/208
 D411,127 S * 6/1999 Kuwabara D10/116.1
 D413,076 S * 8/1999 Kuwabara et al. D10/116.1
 D429,473 S * 8/2000 Watanabe D10/116.1
 D438,136 S * 2/2001 Asahina D10/116.1
 D439,860 S * 4/2001 Lynn D10/119.2
 D464,284 S * 10/2002 Kuwabara D10/116.1
 D482,635 S * 11/2003 Tejima D11/87
 D482,979 S * 12/2003 So D10/104.1
 D502,421 S * 3/2005 Cheng D10/119.2
 7,002,797 B1 * 2/2006 Wittig 361/695
 D545,480 S * 6/2007 Guercio D26/118
 7,361,036 B2 * 4/2008 Pittenger et al. 439/157
 D570,513 S * 6/2008 Vice D26/63
 7,581,509 B2 * 9/2009 Eventoff 116/137 R
 D613,197 S * 4/2010 Huang D10/119.2

D630,127 S * 1/2011 Johnson D11/216
 D637,365 S * 5/2011 Li et al. D30/155
 D686,525 S * 7/2013 Ishii D11/216
 D724,991 S * 3/2015 Oh D11/87
 D725,538 S * 3/2015 Oh D11/87
 D725,539 S * 3/2015 Oh D11/87
 2001/0012710 A1 * 8/2001 Kumakura et al. 439/157
 2005/0068158 A1 * 3/2005 Wang 340/326
 2005/0221647 A1 * 10/2005 Dillon et al. 439/157
 2005/0237736 A1 * 10/2005 Wimsatt 362/196
 2007/0289523 A1 * 12/2007 Kim 116/137 R
 2009/0178607 A1 * 7/2009 Wu 116/137 R
 2010/0115736 A1 * 5/2010 Paik 24/163 R
 2011/0271573 A1 * 11/2011 Vielbig 42/1.01
 2011/0315068 A1 * 12/2011 Shishido 116/137 R

OTHER PUBLICATIONS

Knottology Banshee Whistle Buckle Silver—Wayback Machine, image post date Mar 26, 2015, site visited Apr. 18, 2015, (online), <http://web.archive.org/web/20150326115812/http://paracordgalaxy.com/index.php?main_page=product_info&products_id=4517>.*
 Knottology Banshee Paracord Bracelet Buckle—Wayback Machine, image post date Apr. 24, 2013, site visited Apr. 18, 2015, (online), <<http://web.archive.org/web/20130424164336/http://www.armysurpluswarehouse.com/survival-disaster/survival-bracelets-paracord/knottology-banshee-paracord-bracelet-buckle.html>>.*
 Knottology Banshee Metal Whistle Snap Lock Buckle, image post date Jul. 28, 2013, site visited Apr. 18, 2015, (online), <<http://web.archive.org/web/20130828213203/http://www.bladehq.com/item--Knottology-Banshee-1-Metal-Whistle--16276>>.*
 Knottology Banshee Survival, image post date May 8, 2013, site visited Apr. 18, 2015, (online), <<http://www.onlyimage.com/photo/knottology-banshee-survival-paracord-acu-cord-diy-bracelet-w-silver-2950305>>.*

* cited by examiner

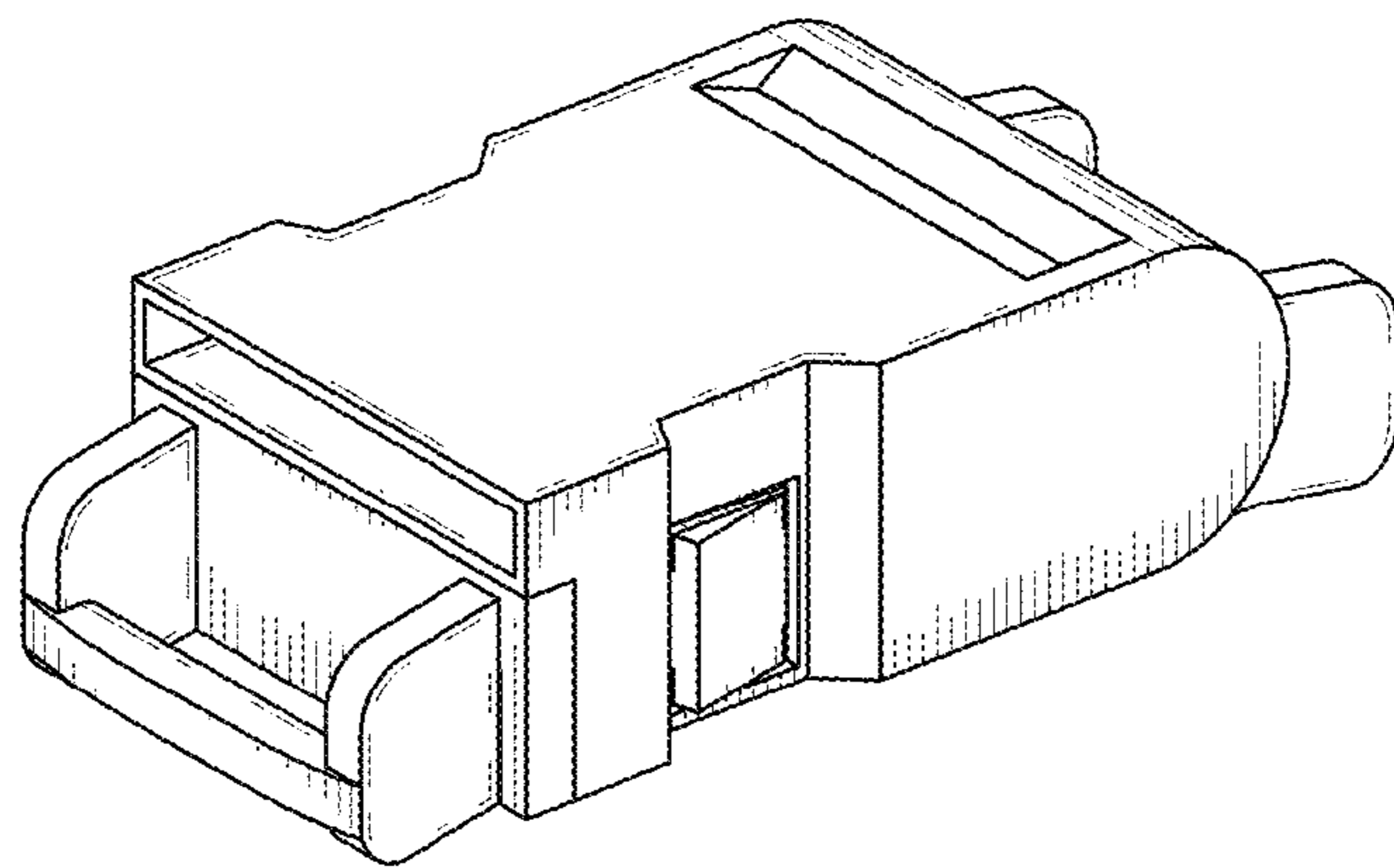
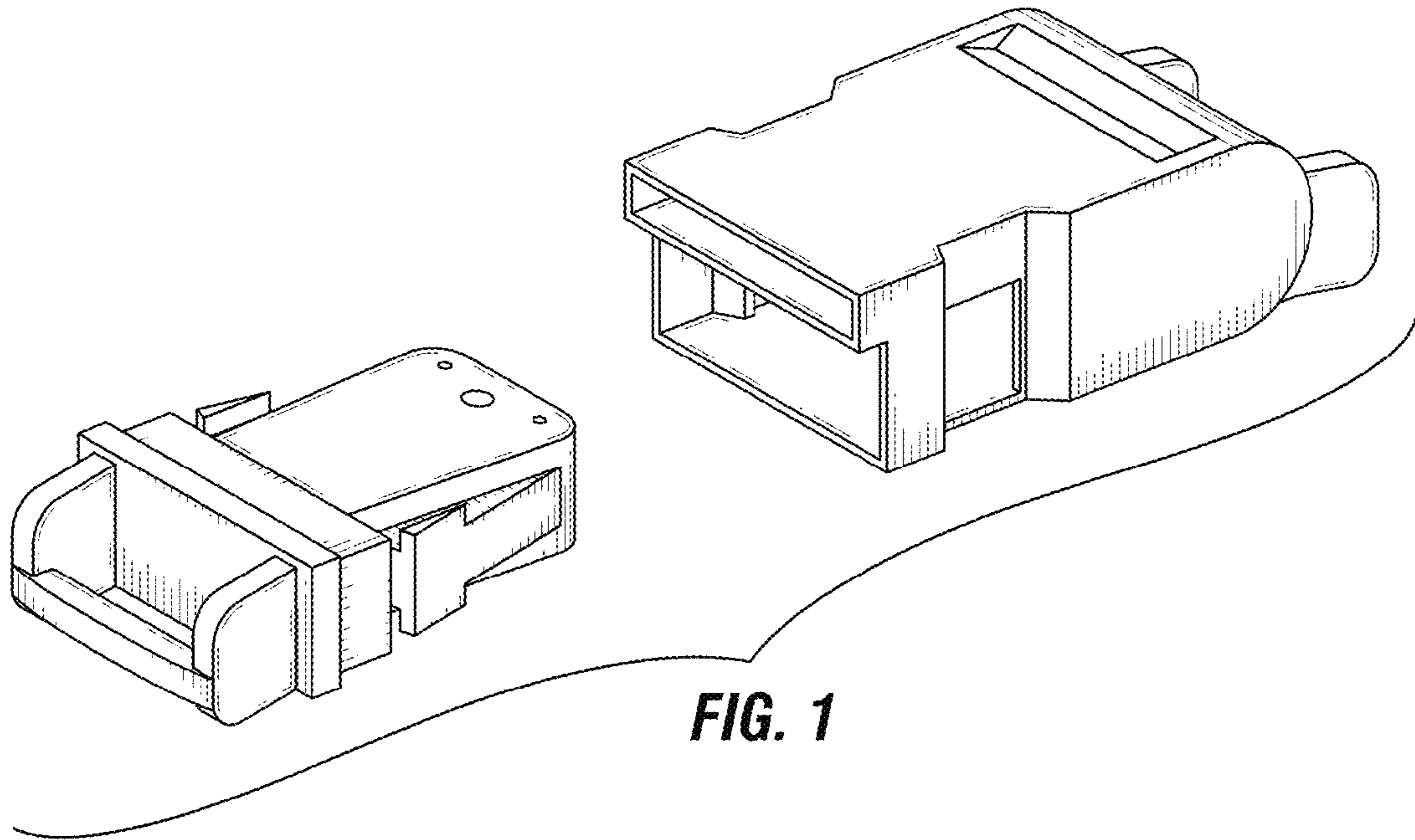


FIG. 2

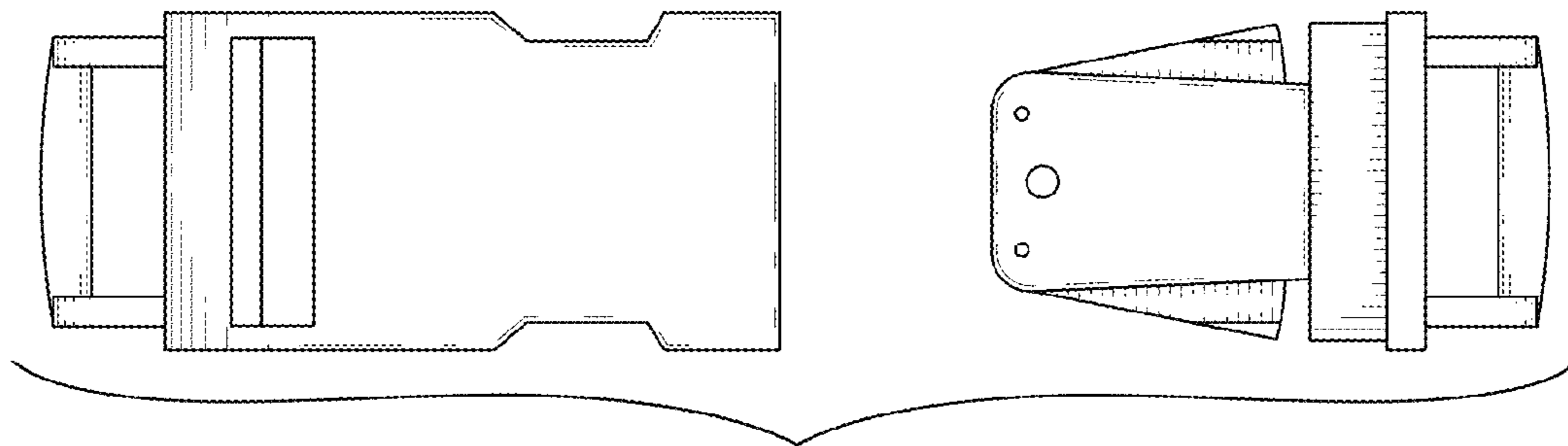


FIG. 3

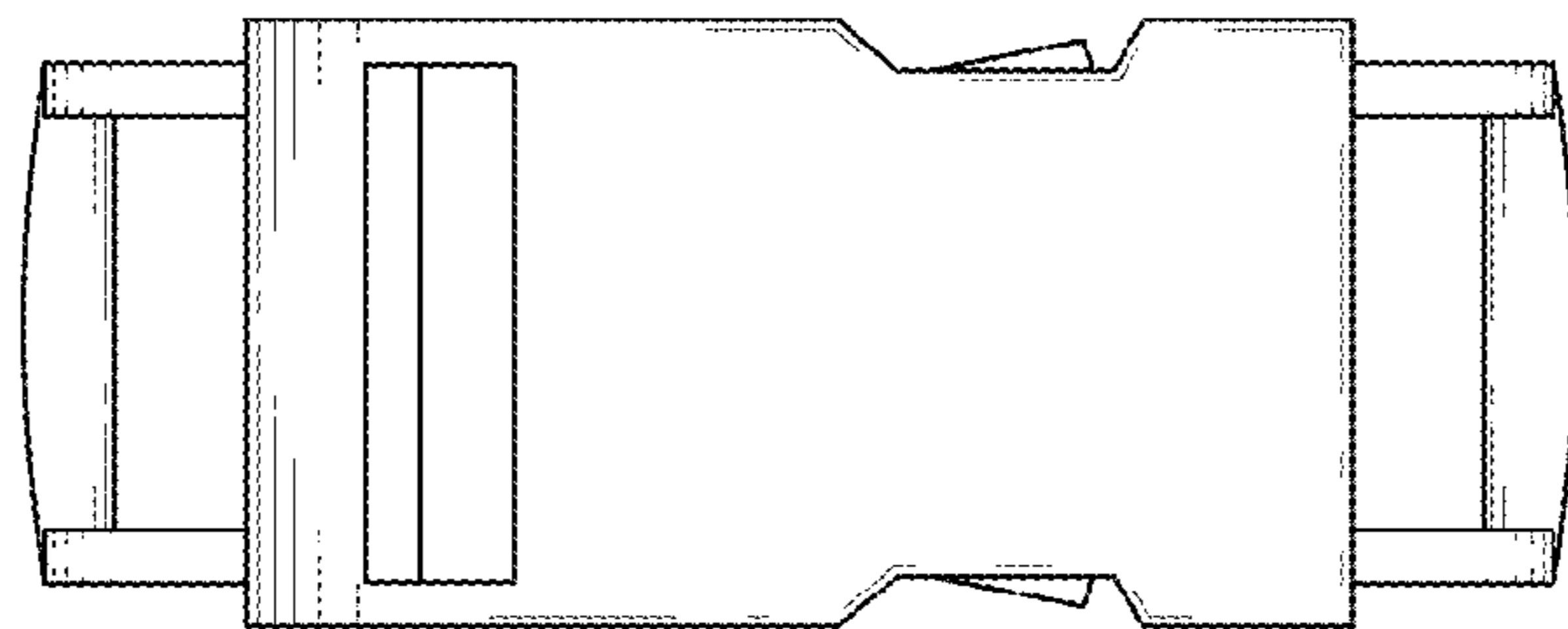


FIG. 4

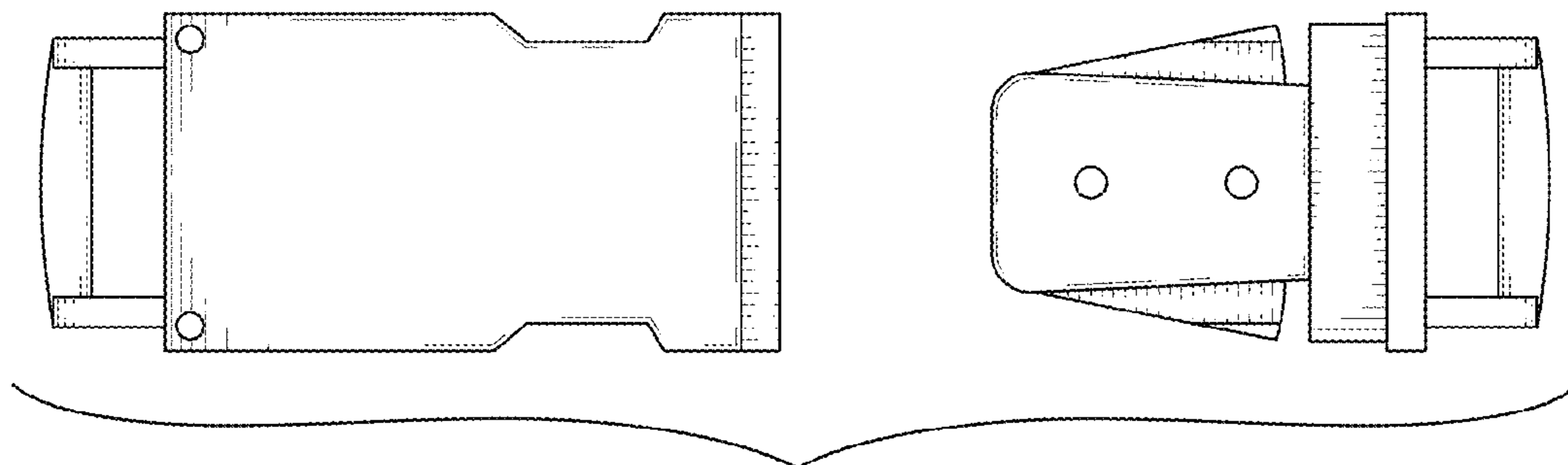


FIG. 5

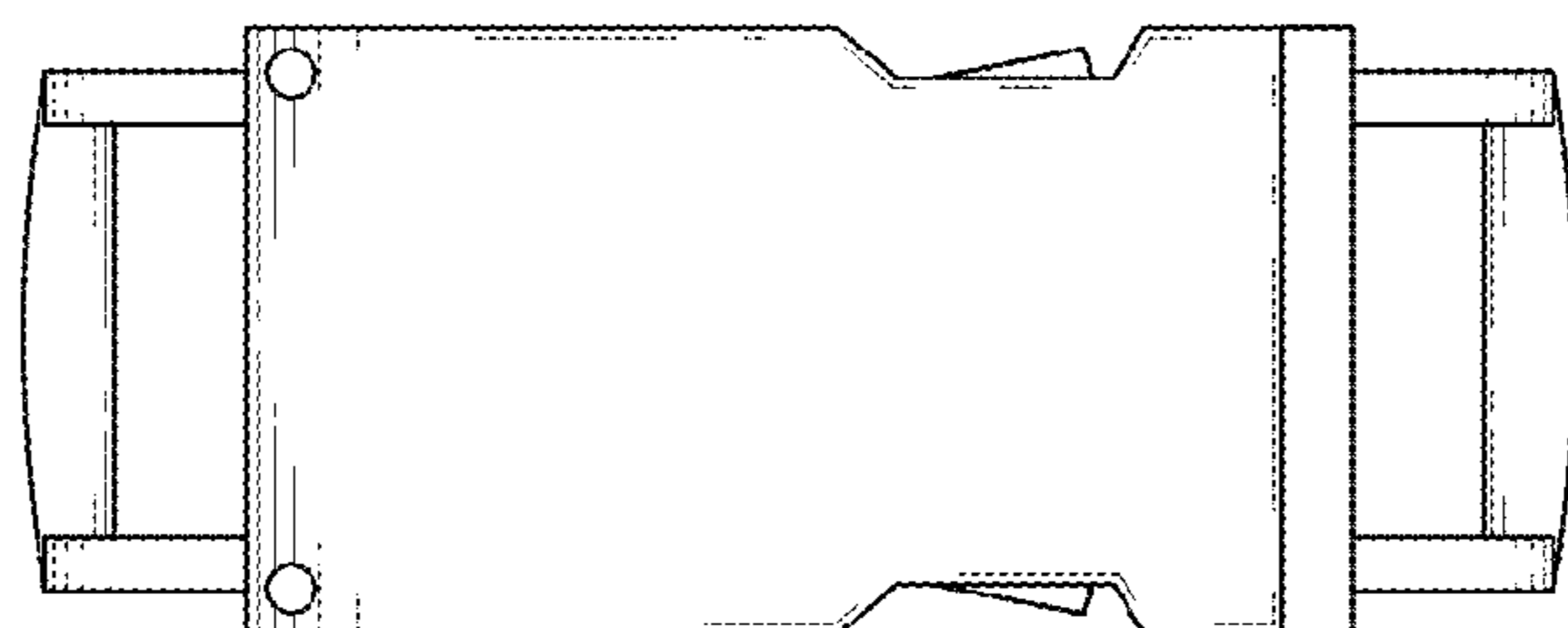


FIG. 6

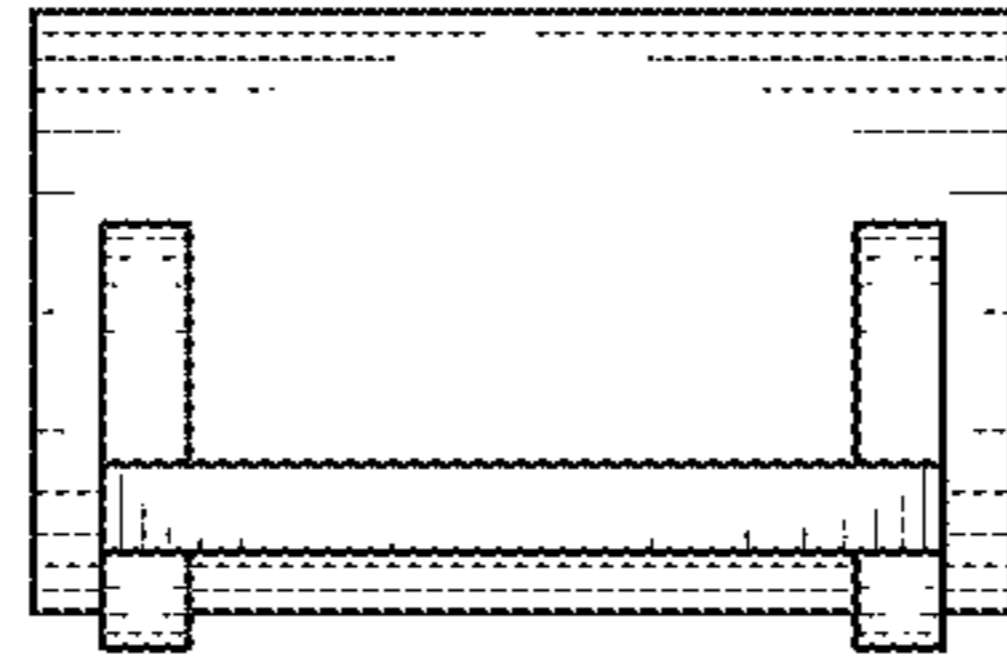


FIG. 7

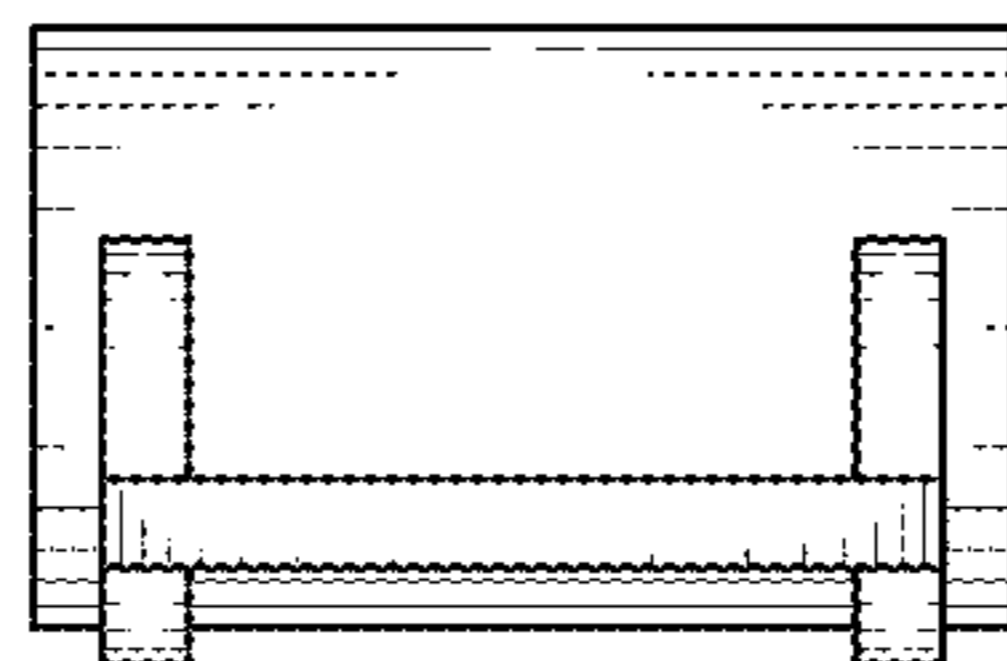


FIG. 8

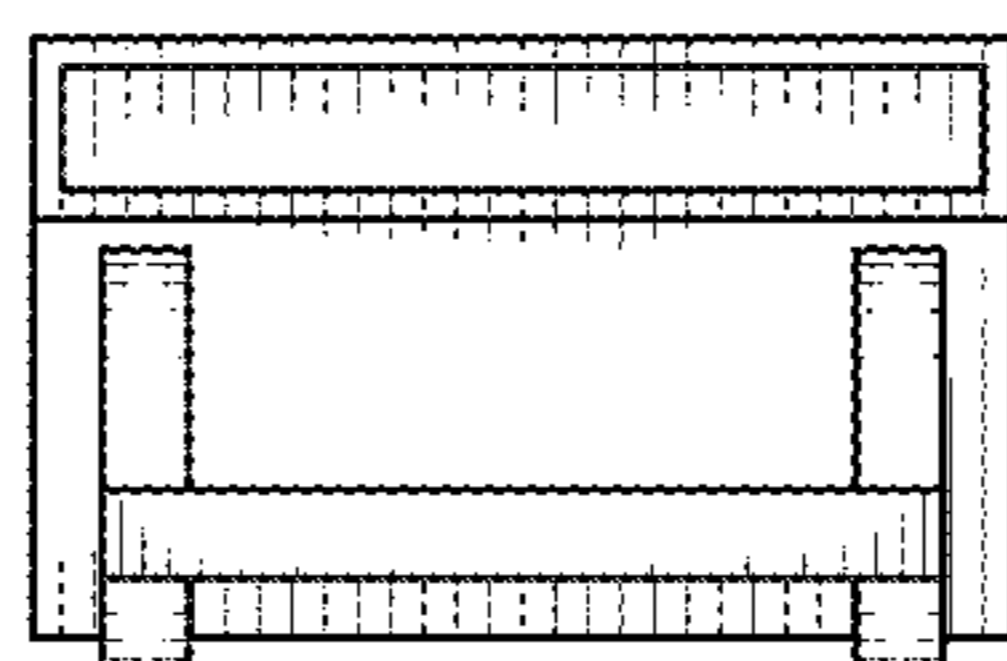


FIG. 9

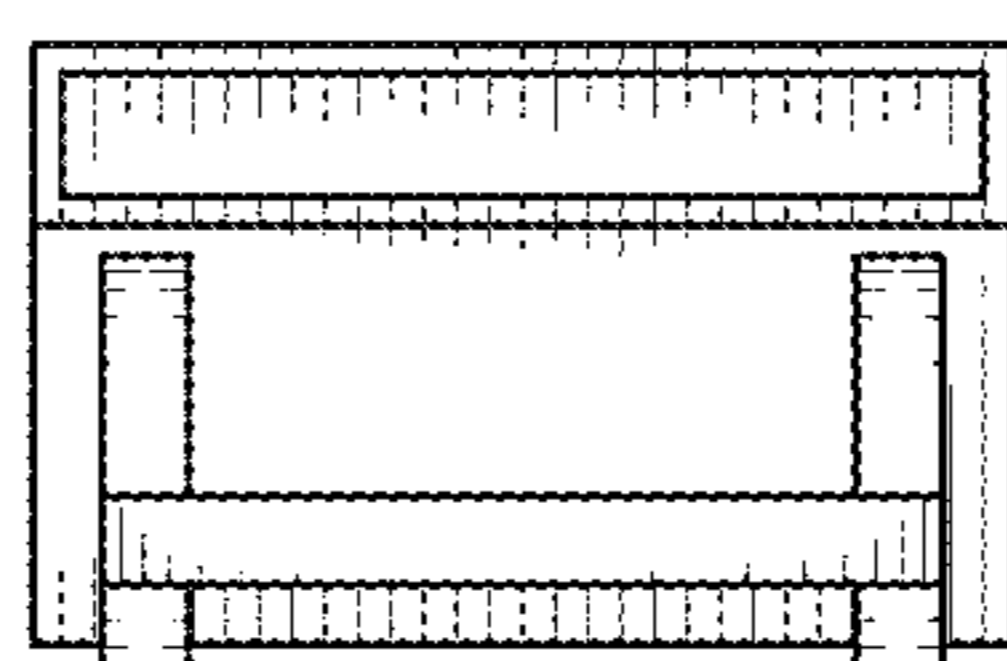


FIG. 10

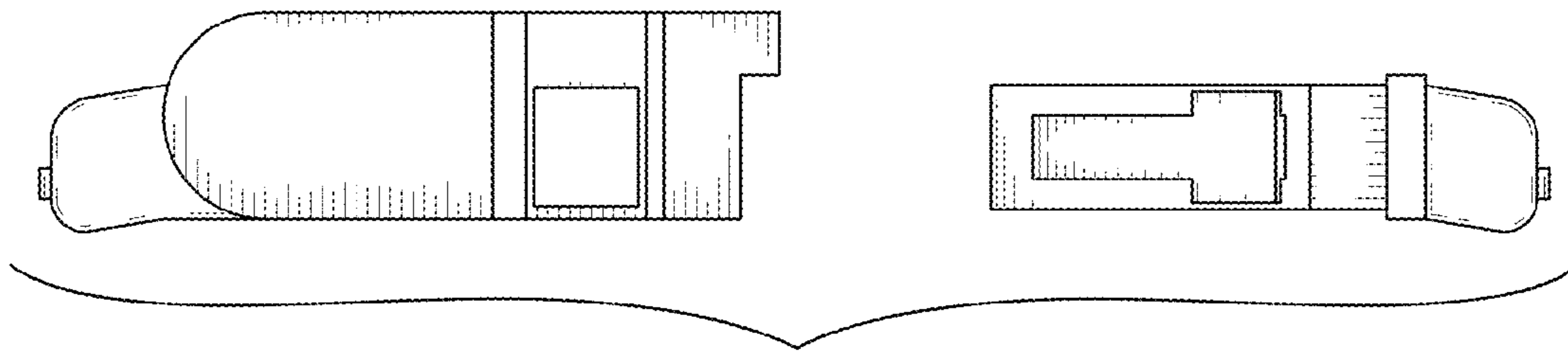


FIG. 11

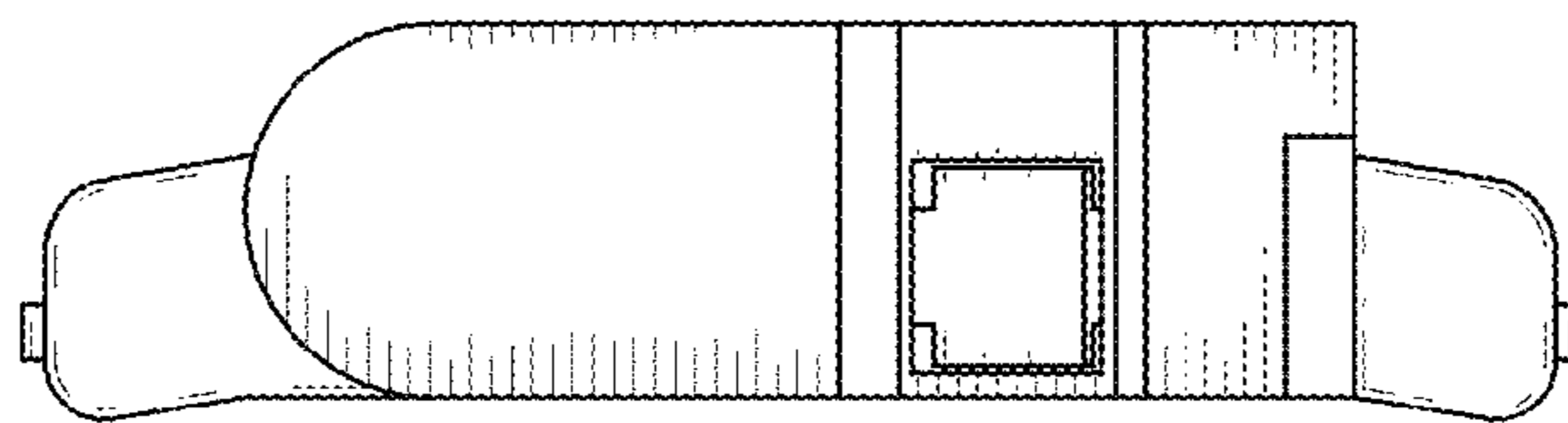


FIG. 12

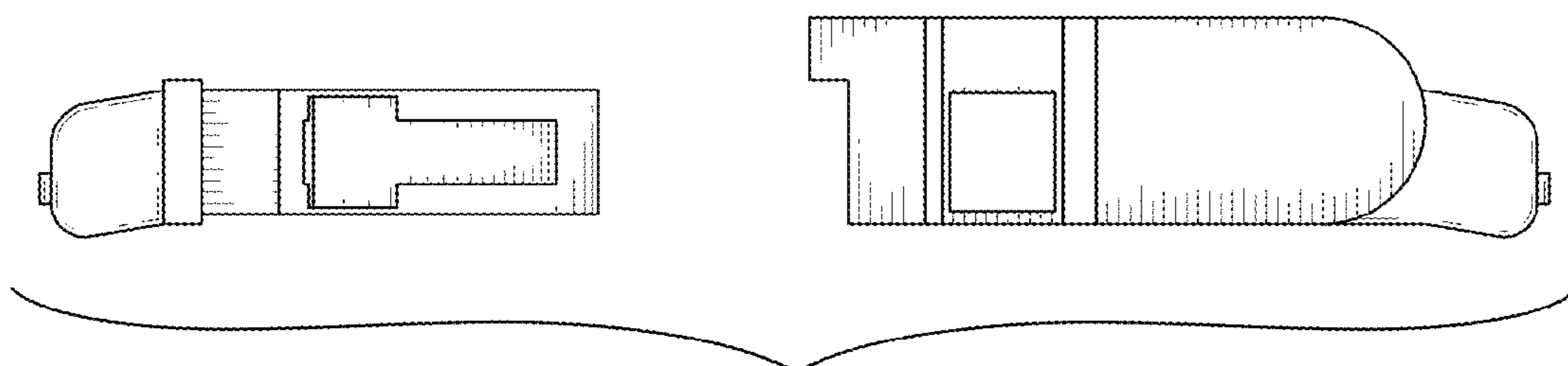


FIG. 13

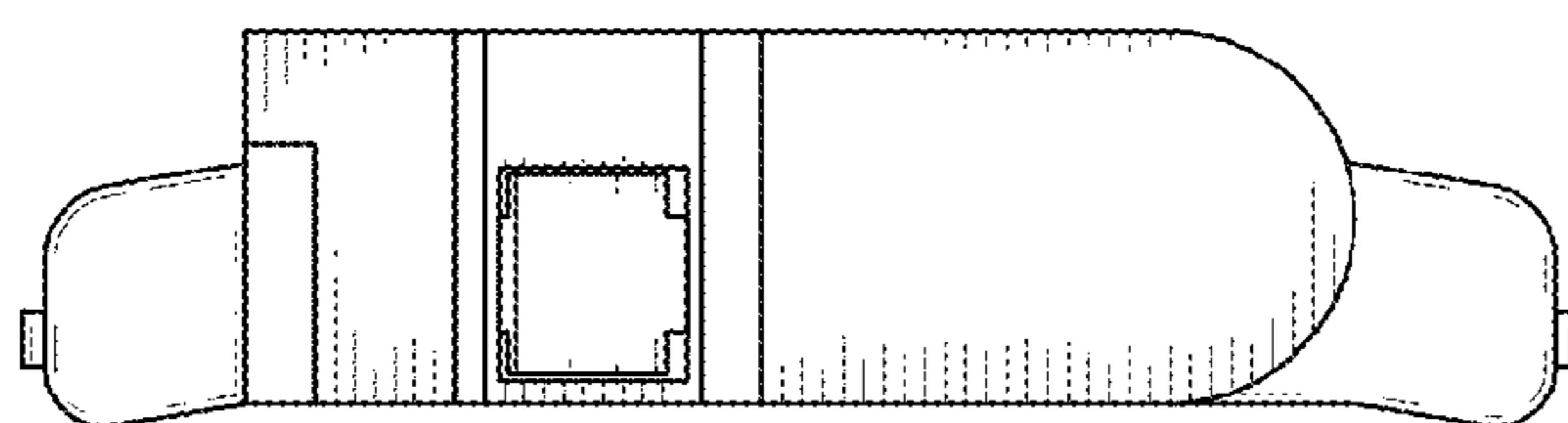


FIG. 14