



US00D744854S

(12) **United States Design Patent**  
**Murray**

(10) **Patent No.:** **US D744,854 S**  
(45) **Date of Patent:** **\*\* Dec. 8, 2015**

(54) **FLEXIBLE POUCH**

(71) Applicant: **Pouch Pac Innovations, LLC**, Sarasota,  
FL (US)

(72) Inventor: **R. Charles Murray**, Sarasota, FL (US)

(73) Assignee: **Pouch Pac Innovations, LLC**, Sarasota,  
FL (US)

(\*\*) Term: **14 Years**

(21) Appl. No.: **29/481,842**

(22) Filed: **Feb. 11, 2014**

(51) **LOC (10) Cl.** ..... **09-05**

(52) **U.S. Cl.**  
USPC ..... **D9/709**

(58) **Field of Classification Search**  
USPC ..... D9/702-714, 443, 447, 499, 516-517,  
D9/523-524, 526-528, 530, 719, 572;  
222/92, 210, 212, 215; D23/211.1,  
D23/212; 220/200, 260, 288, 768, 901;  
206/815; 215/200, 217-218, 382-385,  
215/396, 371; D7/312, 321; 383/61.1,  
383/80-81, 104, 901; 428/35.2  
CPC ..... B65D 1/0223; B65D 79/005; B65D 35/08  
See application file for complete search history.

(56) **References Cited**

U.S. PATENT DOCUMENTS

D465,726 S *	11/2002	Tet	.....	D9/708
D639,185 S *	6/2011	Hung	.....	D9/709
D645,762 S *	9/2011	Hong et al.	.....	D9/710
D654,372 S *	2/2012	Hung	.....	D9/710
D669,795 S *	10/2012	Larkin et al.	.....	D9/707
D676,763 S *	2/2013	Kenmotsu et al.	.....	D9/707
D690,605 S *	10/2013	Hong et al.	.....	D9/710
D709,383 S *	7/2014	Murray	.....	D9/702
D709,773 S *	7/2014	Murray	.....	D9/702

OTHER PUBLICATIONS

Design U.S. Appl. No. 29/478,289, filed Jan. 3, 2014.

\* cited by examiner

*Primary Examiner* — Caron D Veynar

*Assistant Examiner* — Abraham Bahta

(74) *Attorney, Agent, or Firm* — Dinsmore & Shohl LLP

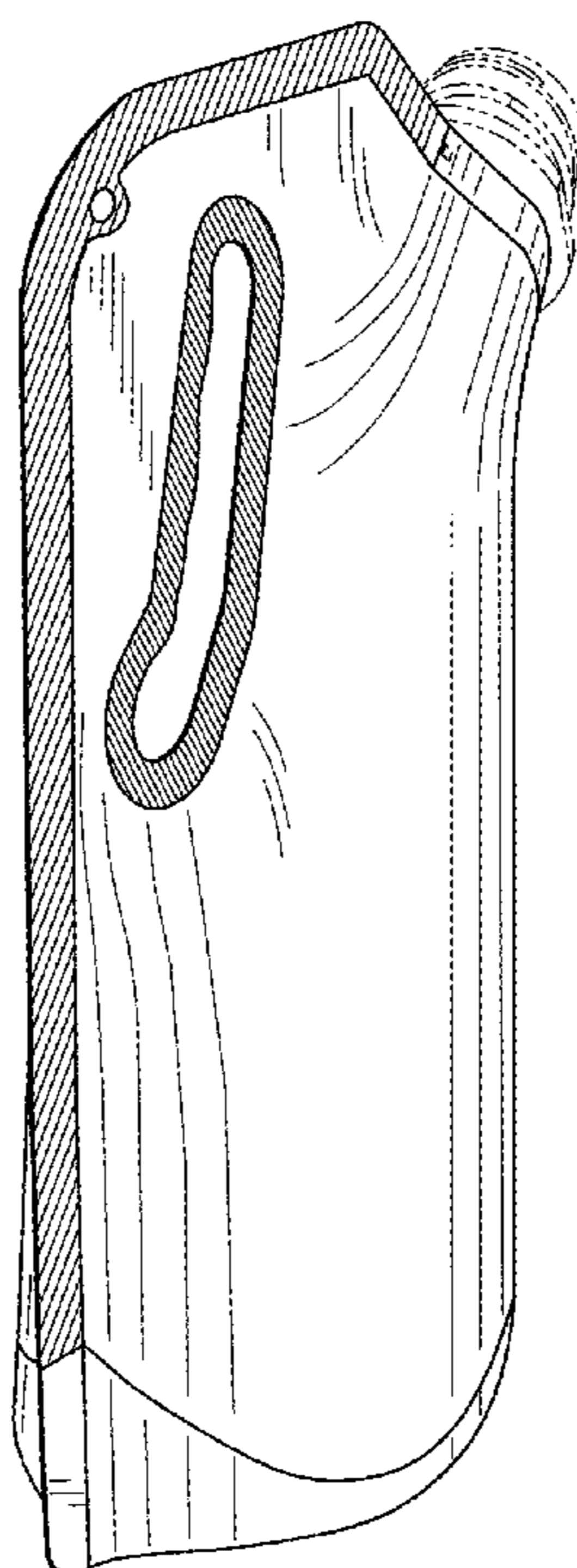
(57) **CLAIM**


The ornamental design for a flexible pouch, as shown and described.

**DESCRIPTION**

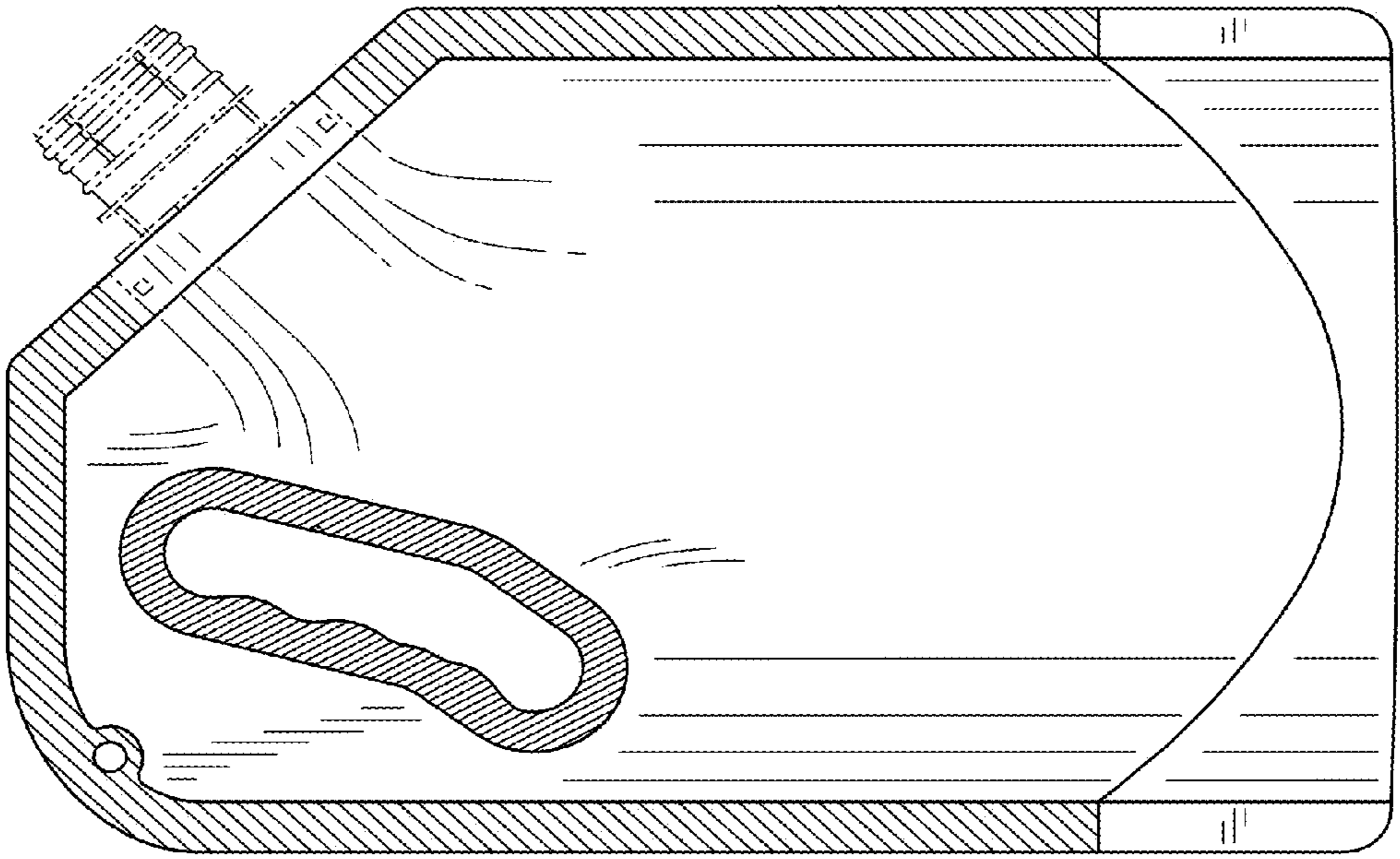
FIG. 1 is a front and side perspective view of the flexible pouch showing my new design;  
FIG. 2 is a front elevational view thereof;  
FIG. 3 is a side elevational view thereof;  
FIG. 4 is a top plan view thereof;  
FIG. 5 is a back elevational view thereof;  
FIG. 6 is another side elevational view thereof; and,  
FIG. 7 is a bottom plan view thereof.

**1 Claim, 2 Drawing Sheets**

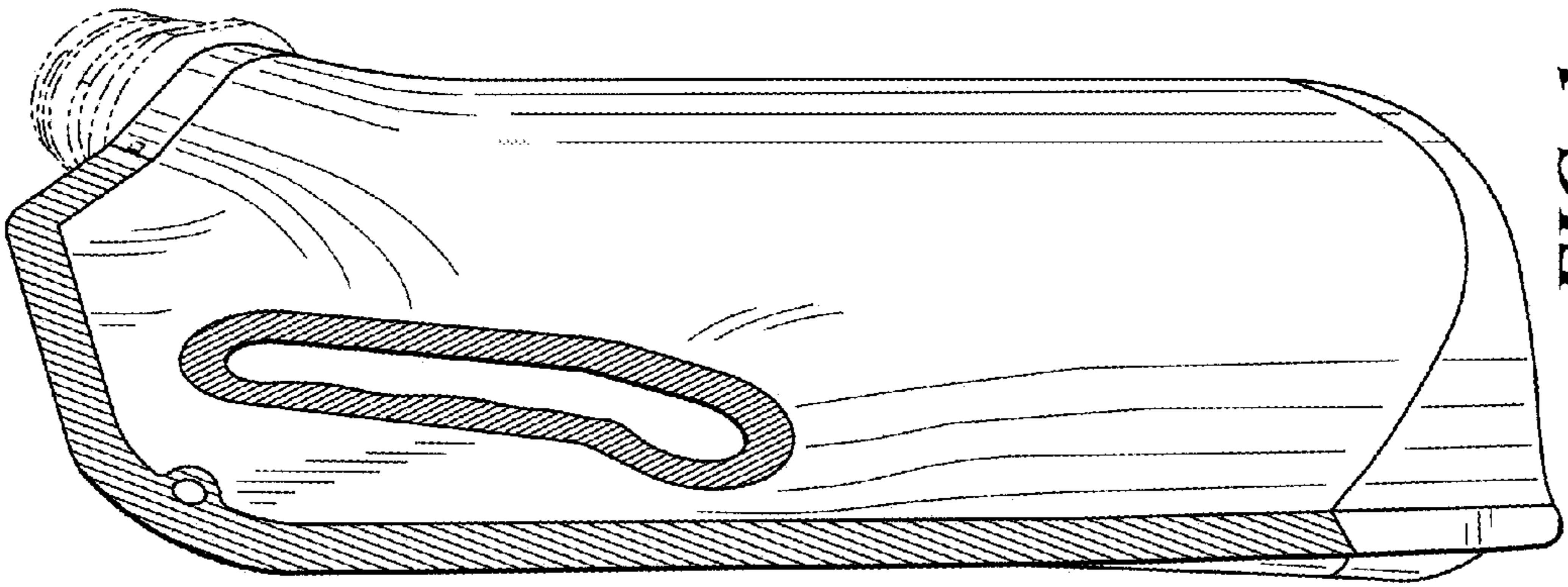




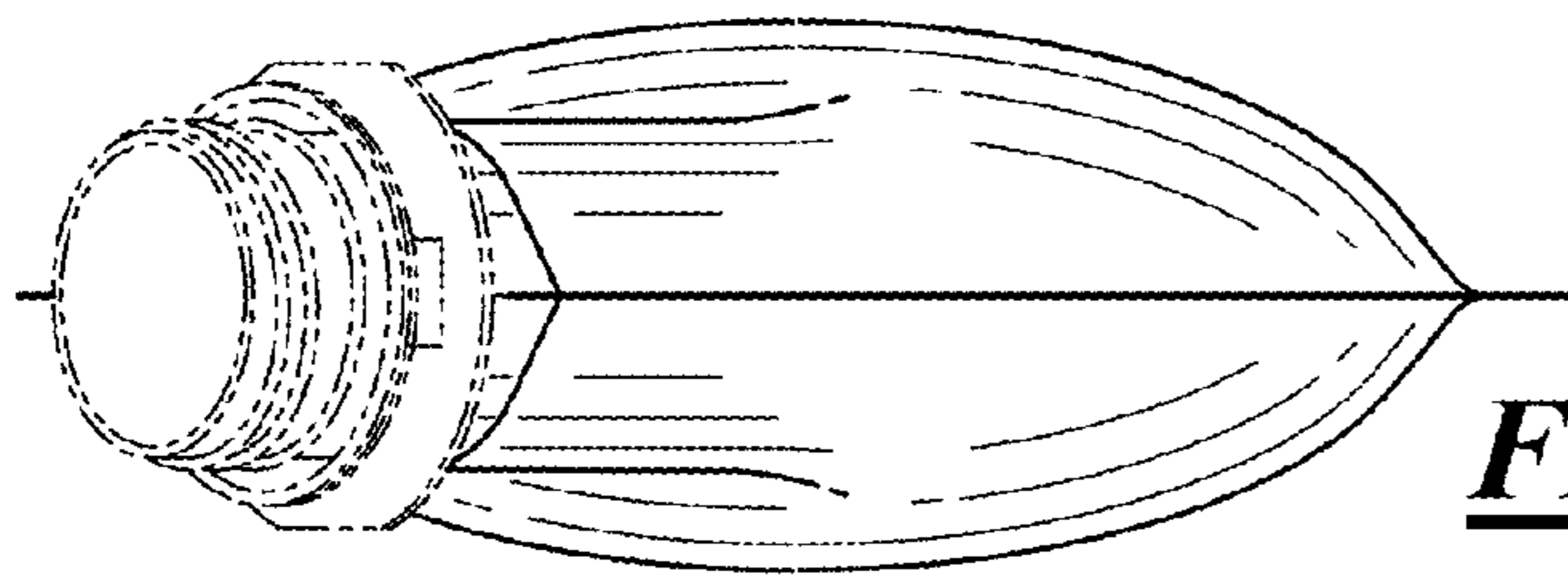
**FIG. 3**



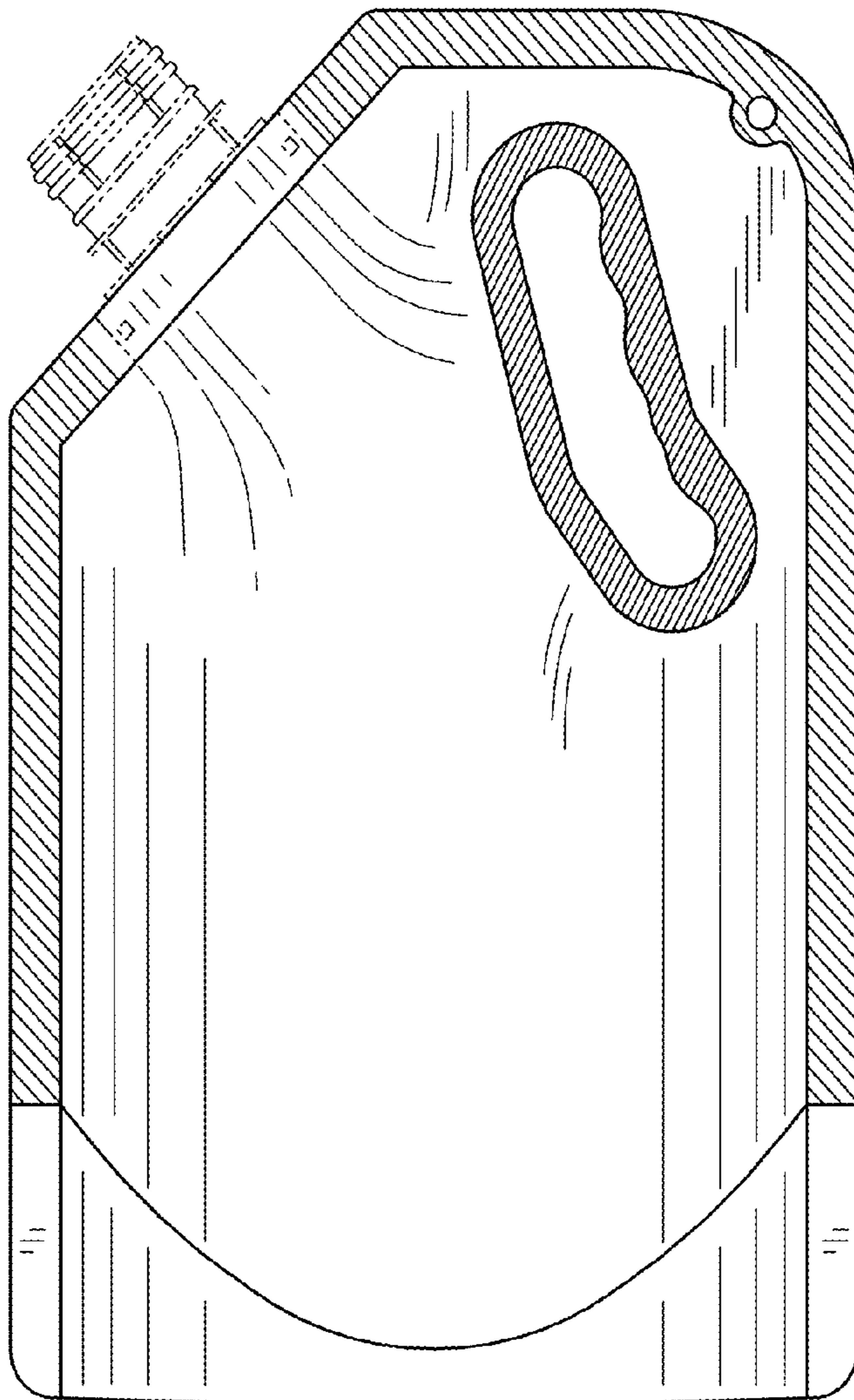
**FIG. 2**



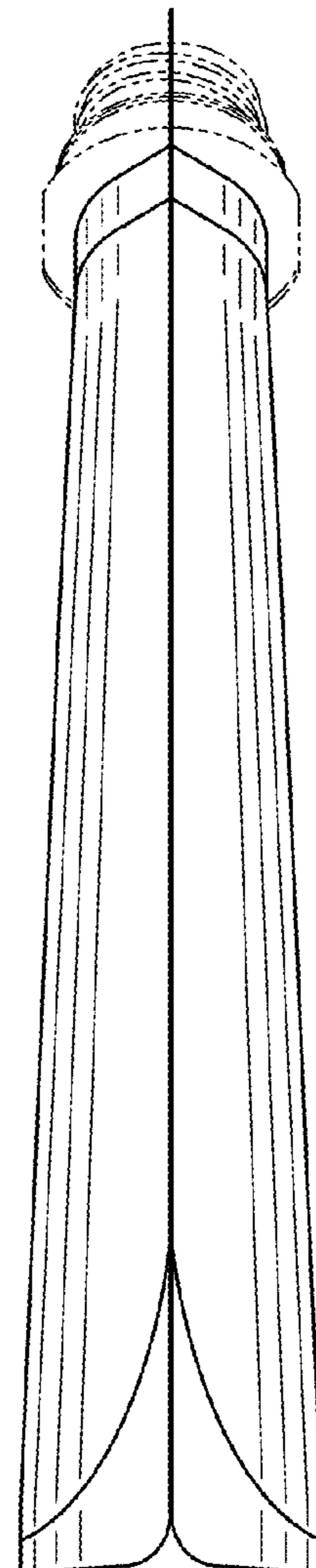
**FIG. 1**



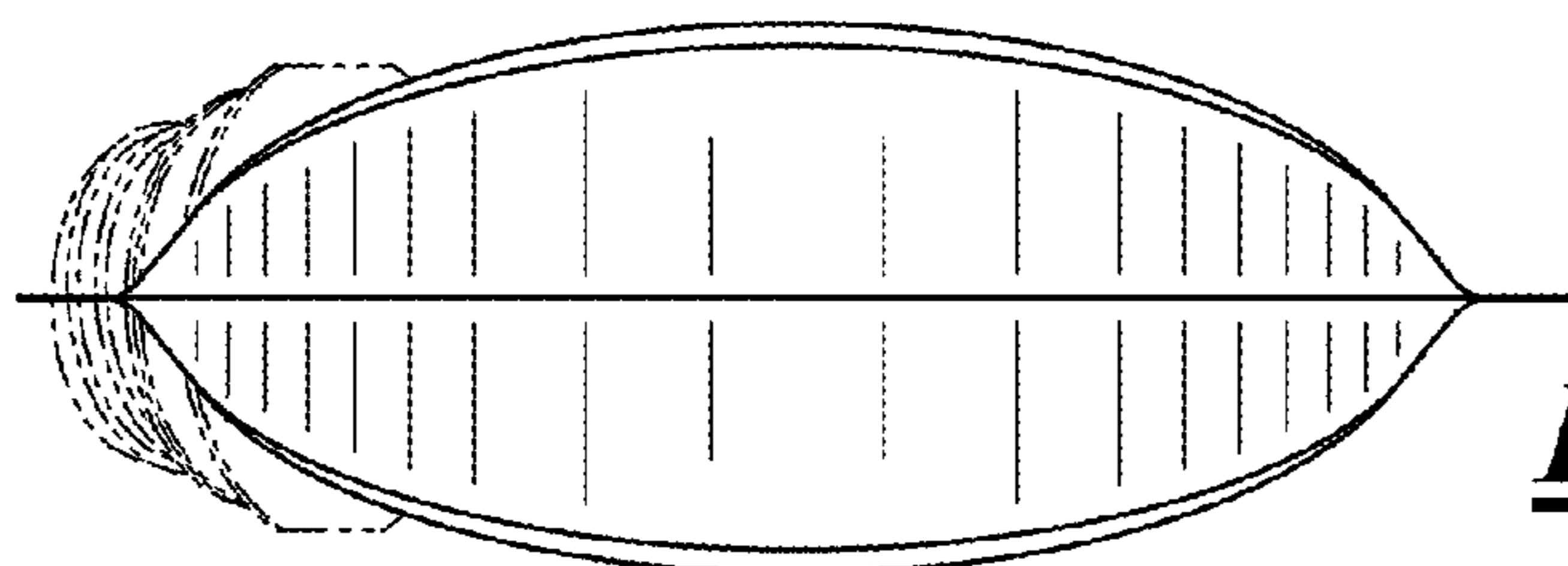
**FIG. 4**



**FIG. 5**



**FIG. 6**



**FIG. 7**