



US00D744850S

(12) **United States Design Patent**  
**Liu**

(10) **Patent No.:** **US D744,850 S**  
(45) **Date of Patent:** **\*\* \*Dec. 8, 2015**

(54) **CONTAINER**

(71) Applicant: **CANAMERICA, LLC**, Brookline, MA (US)

(72) Inventor: **Chun Chin Liu**, Brookline, MA (US)

(\*) Notice: This patent is subject to a terminal disclaimer.

(\*\*) Term: **14 Years**

(21) Appl. No.: **29/495,693**

(22) Filed: **Jul. 3, 2014**

(30) **Foreign Application Priority Data**

Apr. 22, 2014 (TW) ..... 103302335 A

(51) **LOC (10) Cl.** ..... **09-01**

(52) **U.S. Cl.**  
USPC ..... **D9/622; D9/631**

(58) **Field of Classification Search**  
USPC ..... D3/270, 271.1-271.4; D7/514-520,  
D7/599, 604, 613, 619.2, 623, 628;  
D9/600, 614, 621-629, 631, 741, 747,  
D9/500-505, 516, 537-546, 549-561;  
206/457, 459.5, 527; 215/387-388,  
215/381-384, 400; D21/645, 648  
CPC .... B65D 5/4258; B65D 81/60; B65D 81/365;  
B65D 81/366; B65D 81/368; B65D 2203/00;  
B65D 2203/02

See application file for complete search history.

(56) **References Cited**

U.S. PATENT DOCUMENTS

D114,659 S *	5/1939	Kane .....	D9/622
D118,948 S *	2/1940	Ryan .....	D21/648
D142,630 S *	10/1945	Derham .....	D9/622
D149,593 S *	5/1948	Simpson .....	D9/622
D207,804 S *	5/1967	Bisch .....	D9/622
D214,549 S *	7/1969	Ledewitz .....	D9/741
3,521,397 A *	7/1970	Meates .....	D9/622
4,139,114 A *	2/1979	Long et al. ....	206/436
D342,022 S *	12/1993	Pritchard .....	D9/741
D602,373 S *	10/2009	Burney .....	D9/631
D621,661 S *	8/2010	Levovnik .....	D7/517
D659,546 S *	5/2012	Chiott .....	D9/622
D660,175 S *	5/2012	Chiott .....	D9/622
D664,858 S *	8/2012	Rippel .....	D9/621
D694,116 S *	11/2013	Spivey .....	D9/623
D711,240 S *	8/2014	Orozco et al. ....	D9/621

\* cited by examiner

*Primary Examiner* — Sandra Morris

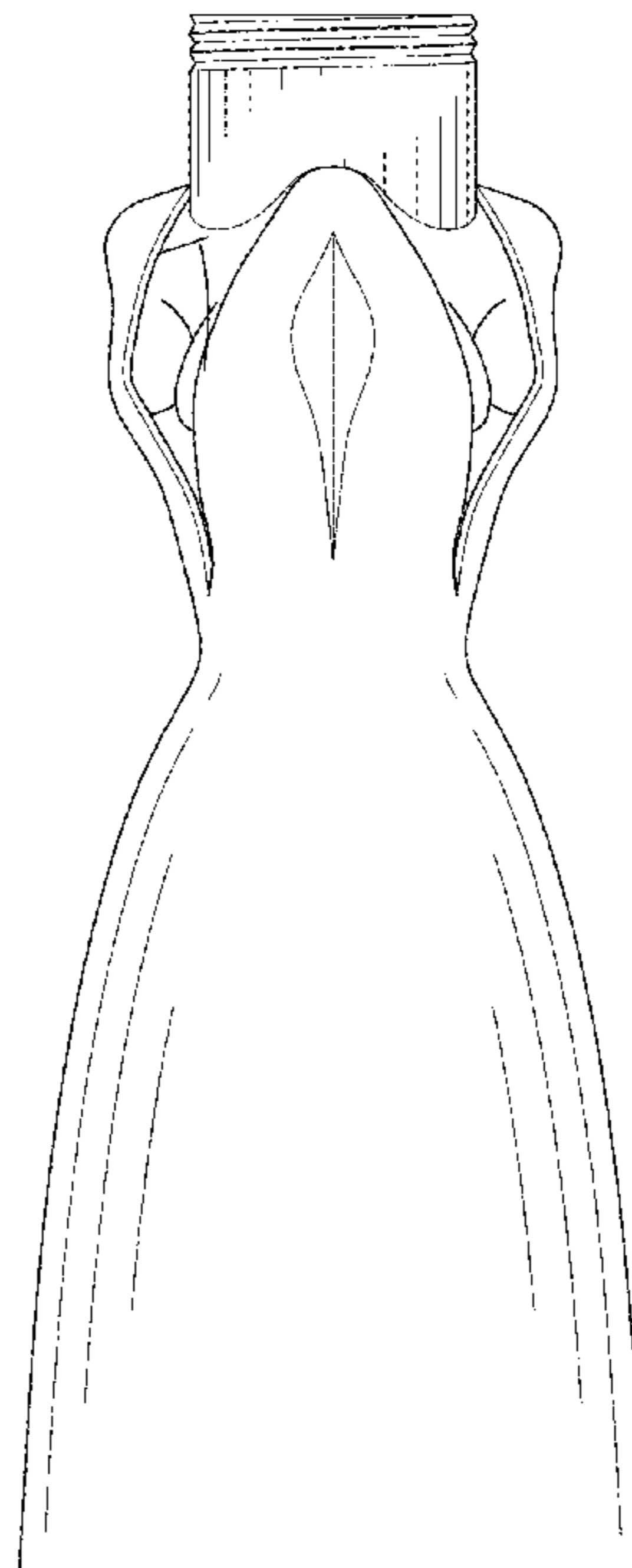
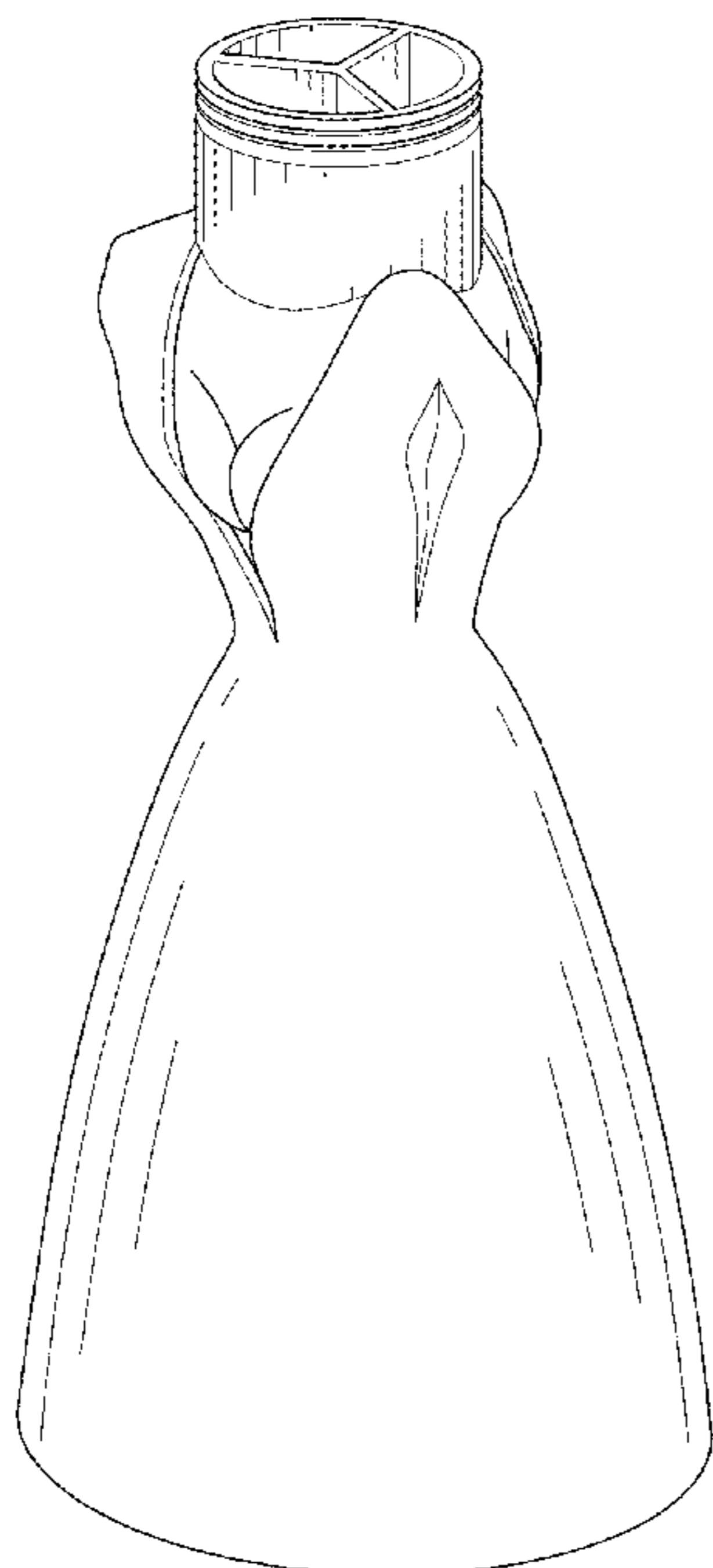
(57) **CLAIM**

The ornamental design for a container, as shown and described.

**DESCRIPTION**

FIG. 1 is a perspective view of a container showing our new design;  
FIG. 2 is a front view thereof;  
FIG. 3 is a rear view thereof;  
FIG. 4 is a left side view thereof;  
FIG. 5 is a right side view thereof;  
FIG. 6 is a top view thereof; and,  
FIG. 7 is a bottom view thereof.

**1 Claim, 6 Drawing Sheets**






FIG.1

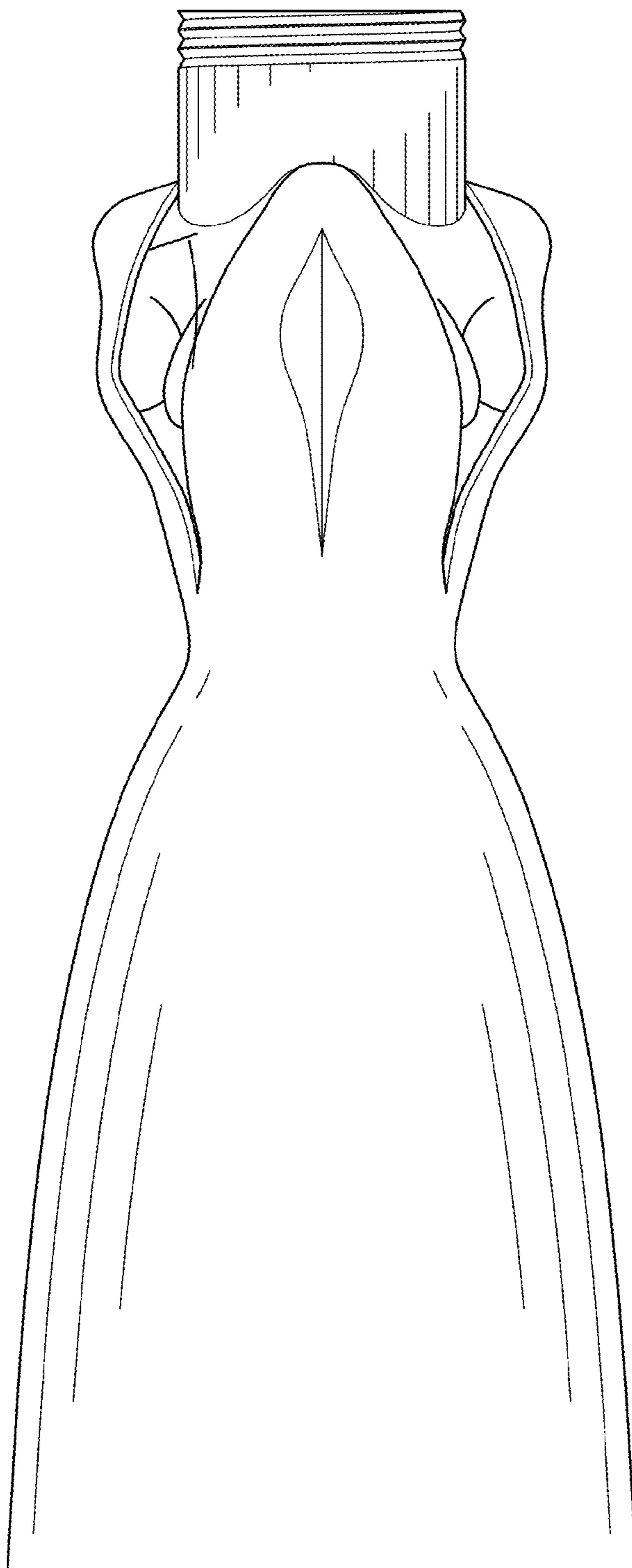


FIG.2

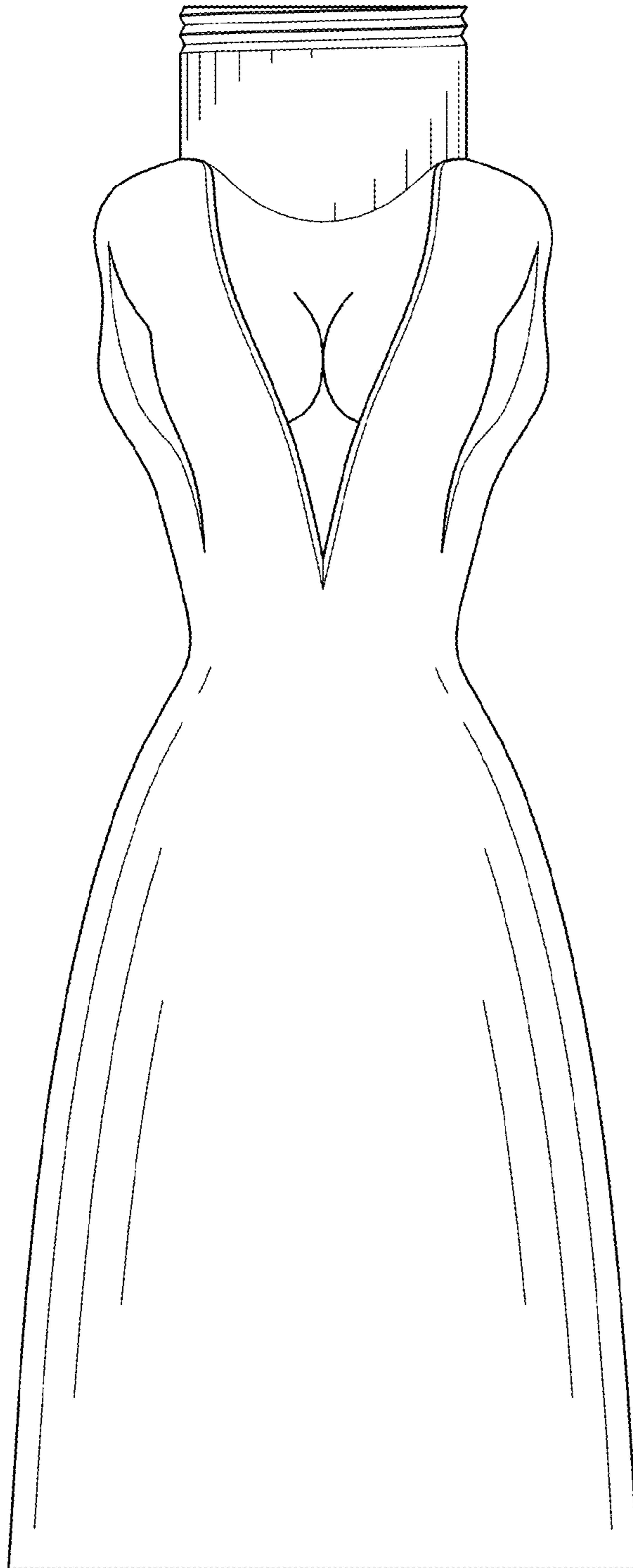


FIG.3

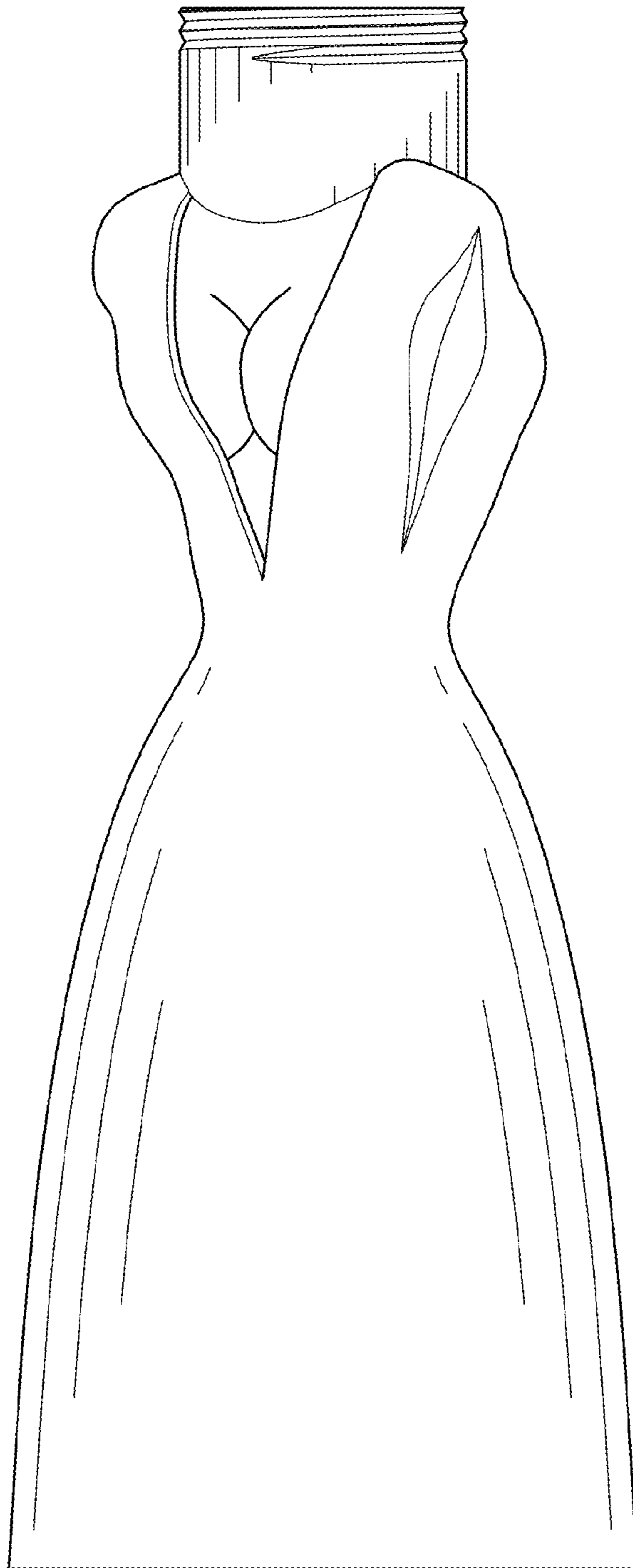


FIG.4

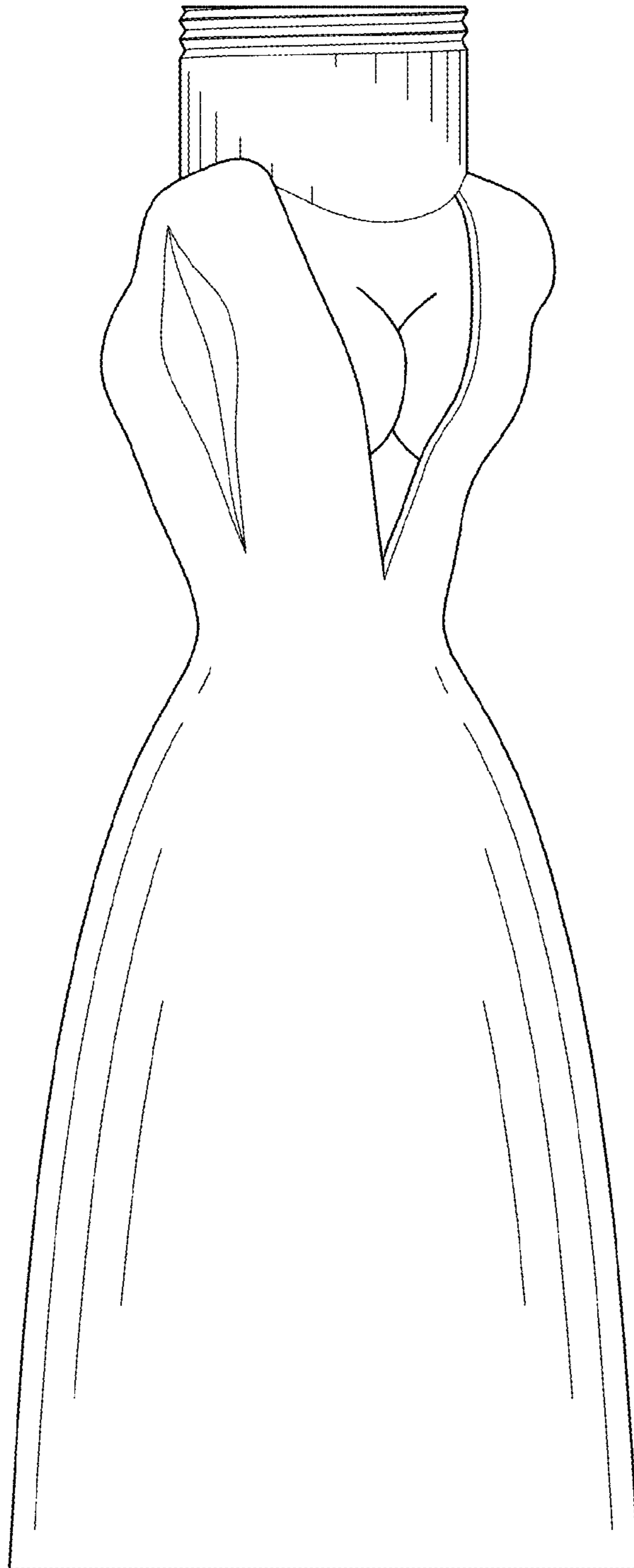


FIG. 5




FIG.6

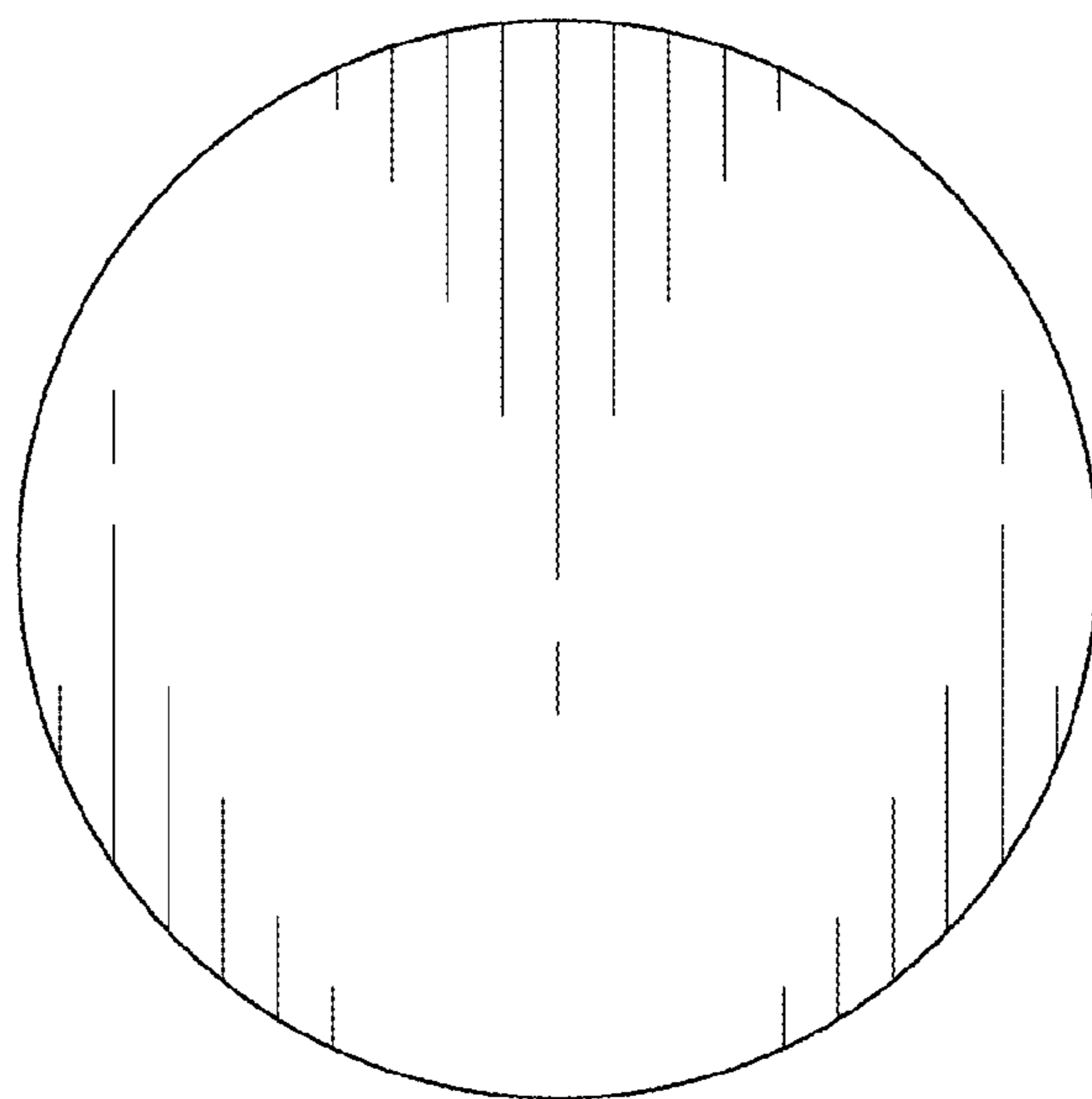


FIG.7