



US00D744837S

(12) **United States Design Patent**
Sartor et al.

(10) **Patent No.:** **US D744,837 S**
(45) **Date of Patent:** **** Dec. 8, 2015**

(54) **BOTTLE**

(71) Applicants: **Sandro Sartor**, Rivoli (IT); **Tommaso Alessandri**, Florence (IT)

(72) Inventors: **Sandro Sartor**, Rivoli (IT); **Tommaso Alessandri**, Florence (IT)

(73) Assignee: **Ruffino Srl**, Brescia (IT)

(**) Term: **14 Years**

(21) Appl. No.: **29/516,502**

(22) Filed: **Feb. 3, 2015**

Related U.S. Application Data

(62) Division of application No. 29/438,476, filed on Nov. 30, 2012, now Pat. No. Des. 725,474.

(51) **LOC (10) Cl.** **09-01**

(52) **U.S. Cl.**
USPC **D9/502**

(58) **Field of Classification Search**
USPC D9/500–505, 516, 529, 538, 541,
D9/545–546, 549, 556, 559, 517, 683, 686,
D9/688, 690, 552; 215/382; 220/669
CPC B65D 23/00; B65D 1/00; B65D 1/02;
B65D 1/0223; B65D 1/0238; B65D 1/0253;
B65D 1/0246; B65D 2501/00; B65D
2501/0009; B65D 2501/0018; B65D
2501/0045

See application file for complete search history.

(56) **References Cited**

U.S. PATENT DOCUMENTS

| | | | | | | |
|--------------|----|---|---------|------------|-------|------------------------|
| D76,022 | S | * | 8/1928 | Kekenes | | D9/552 |
| D96,106 | S | * | 7/1935 | Fuerst | | D9/552 |
| D117,983 | S | * | 12/1939 | Smith, Jr. | | D9/502 |
| D203,886 | S | * | 2/1966 | Gould | | D9/502 |
| D338,615 | S | * | 8/1993 | Magidson | | D9/552 |
| D484,809 | S | * | 1/2004 | Pascuzzo | | D9/552 |
| 8,714,385 | B2 | * | 5/2014 | Jung | | B65D 1/0233 215/382 |
| 2011/0114596 | A1 | * | 5/2011 | Jung | | B65D 1/0246 215/382 |

* cited by examiner

Primary Examiner — Wan Laymon

(74) *Attorney, Agent, or Firm* — Baker and Rannells, PA

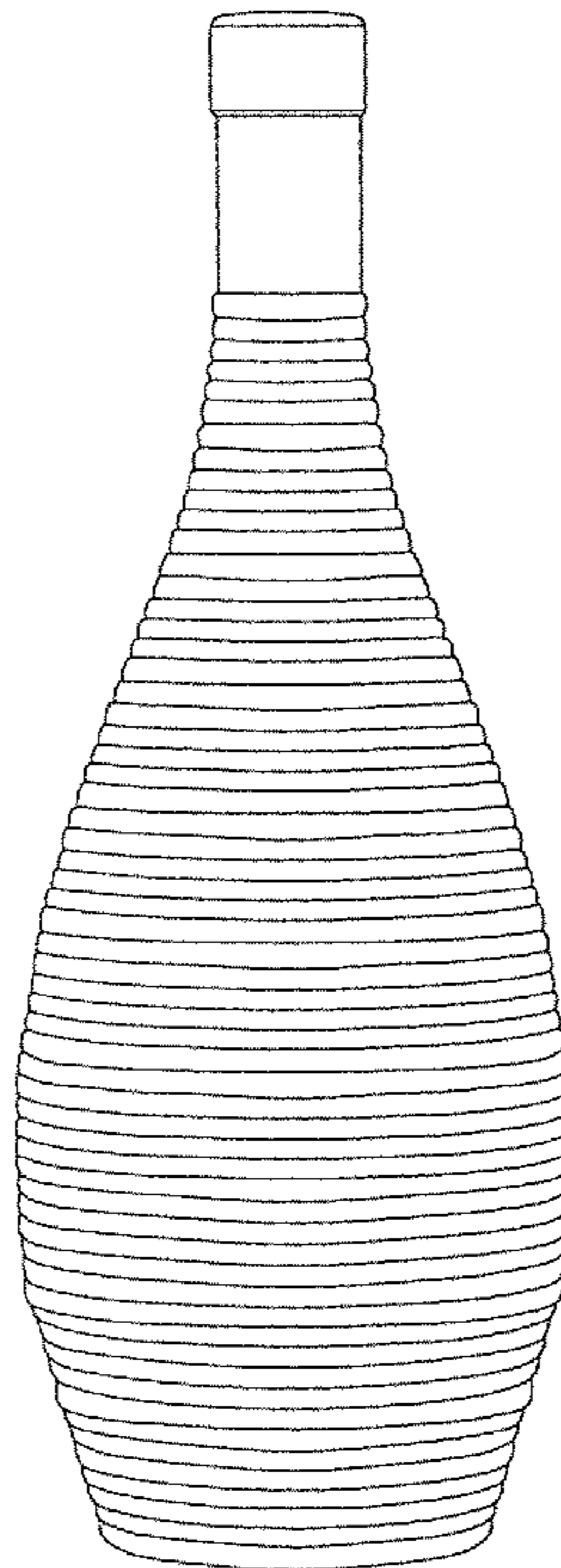
(57) **CLAIM**

The ornamental design for a bottle, as shown and described.

DESCRIPTION

FIG. 1 is an isometric view of a base in accordance with the new design;
FIG. 2 is a side elevational view of FIG. 1, wherein all sides comprise a mirror image thereof;
FIG. 3 is a top plan view thereof; and,
FIG. 4 is bottom plan view thereof.
The broken lines shown in FIG. 4 represent portions of the bottle that form no part of the claimed design.

1 Claim, 3 Drawing Sheets



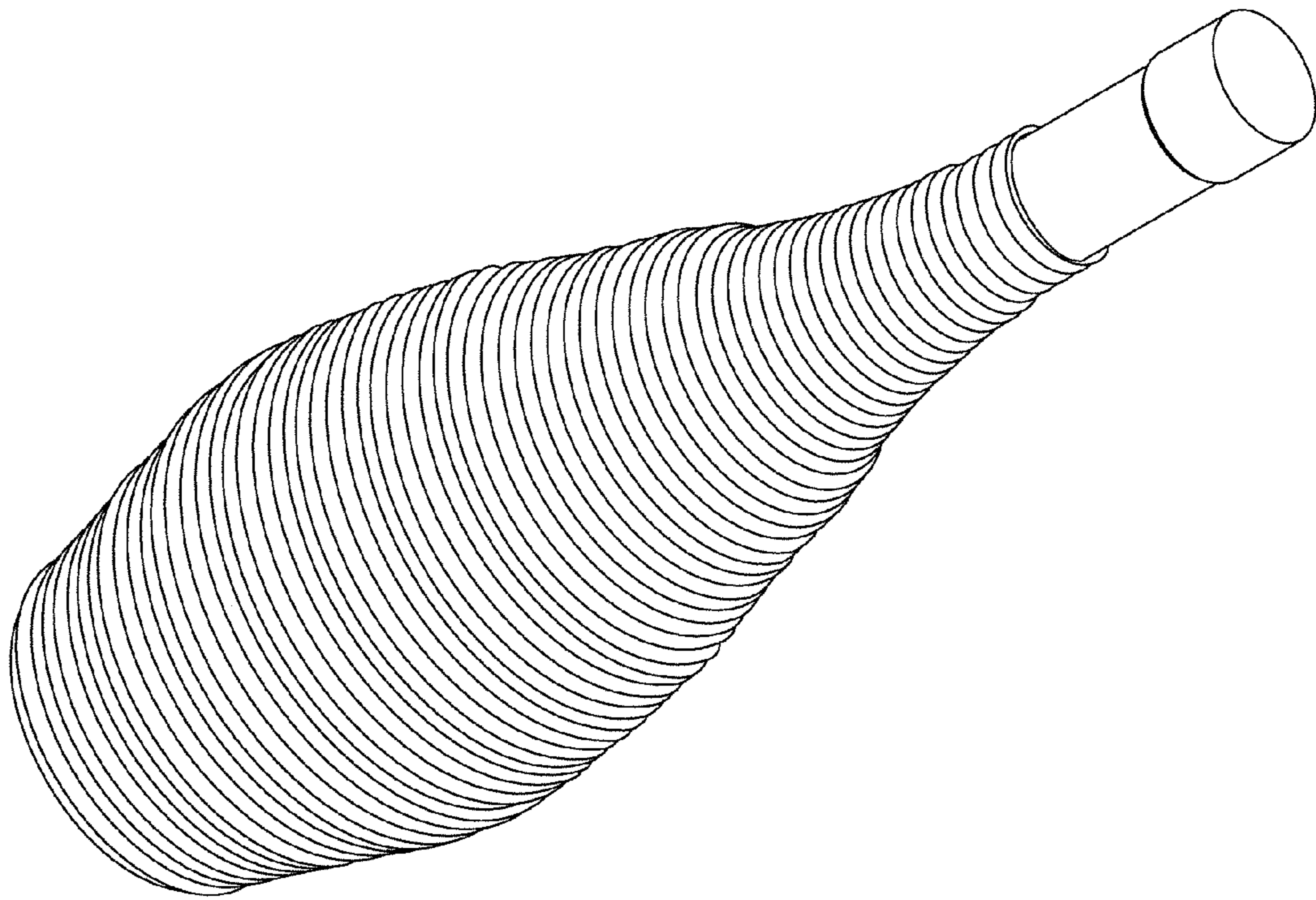


Fig. 1

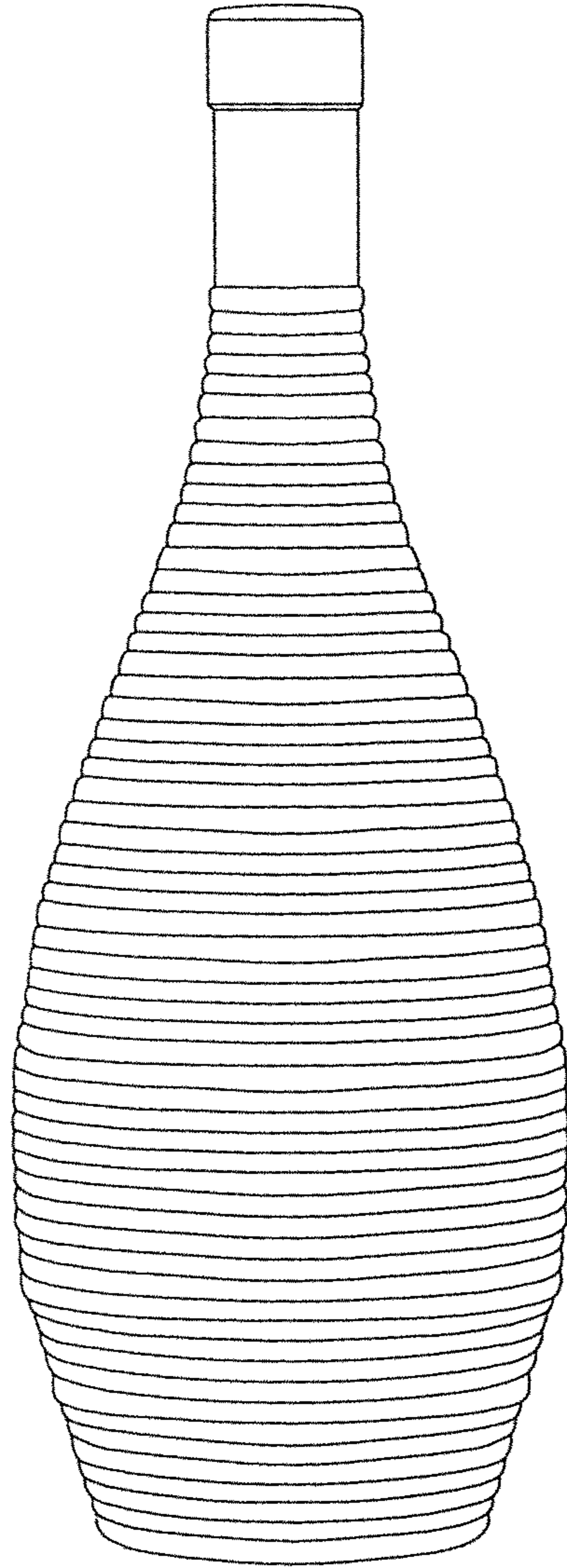


Fig. 2




Fig. 3

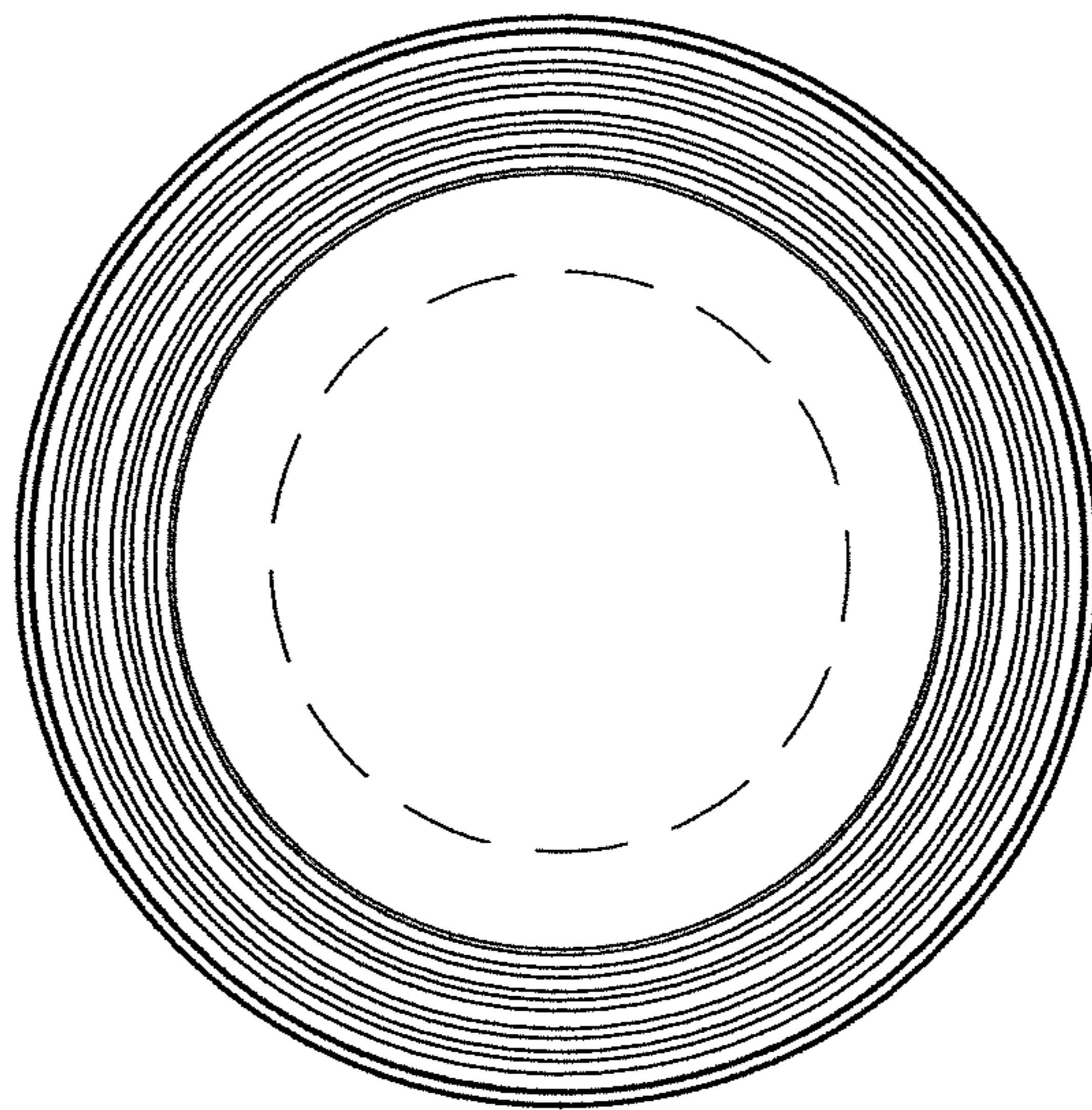


Fig. 4