



US00D744836S

(12) **United States Design Patent**
Sartor et al.

(10) **Patent No.:** **US D744,836 S**
(45) **Date of Patent:** **** Dec. 8, 2015**

(54) **BOTTLE**

(56) **References Cited**

(71) Applicant: **RUFFINO SRL**, Brescia (IT)

U.S. PATENT DOCUMENTS

(72) Inventors: **Sandro Sartor**, Rivoli (IT); **Tommaso Alessandri**, Florence (IT)

D76,022	S	*	8/1928	Kekenes	D9/552
D96,106	S	*	7/1935	Fuerst	D9/552
D117,983	S	*	12/1939	Smith, Jr.	D9/502
D203,886	S	*	2/1966	Gould	D9/502
D338,615	S	*	8/1993	Magidson	D9/552
D484,809	S	*	1/2004	Pascuzzo	D9/552
8,714,385	B2	*	5/2014	Jung	B65D 1/0223 215/382
2011/0114596	A1	*	5/2011	Jung	B65D 1/0246 215/382

(73) Assignee: **Ruffino Srl**, Brescia (IT)

(**) Term: **14 Years**

(21) Appl. No.: **29/516,499**

(22) Filed: **Feb. 3, 2015**

* cited by examiner

Related U.S. Application Data

(62) Division of application No. 29/438,476, filed on Nov. 30, 2012, now Pat. No. Des. 725,474.

Primary Examiner — Wan Laymon

(74) *Attorney, Agent, or Firm* — Baker and Rannells, PA

(51) **LOC (10) Cl.** **09-01**

(57) **CLAIM**

The ornamental design for a bottle, as shown and described.

(52) **U.S. Cl.**

USPC **D9/502**

DESCRIPTION

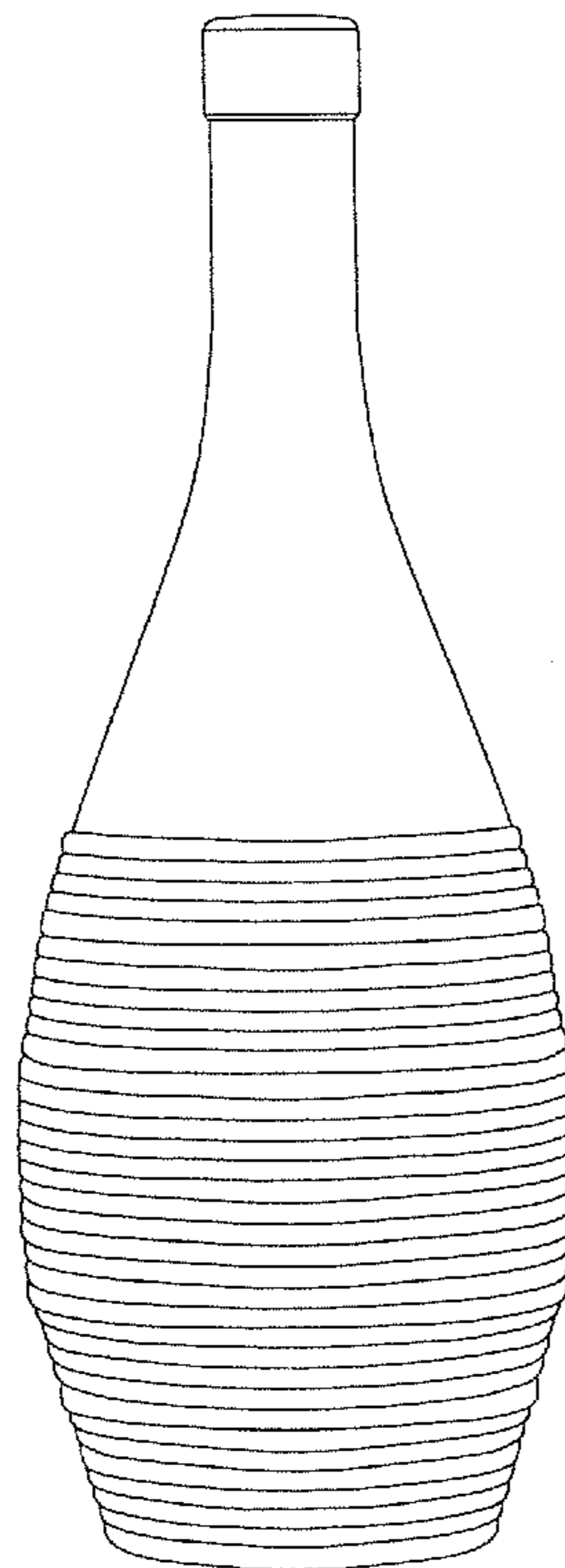
(58) **Field of Classification Search**

USPC D9/500–505, 516, 529, 538, 541,
D9/545–546, 549, 556, 559, 517, 683, 686,
D9/688, 690, 552; 215/382; 220/669
CPC B65D 23/00; B65D 1/00; B65D 1/02;
B65D 1/0223; B65D 1/0238; B65D 1/0253;
B65D 1/0246; B65D 2501/00; B65D
2501/0009; B65D 2501/0018; B65D
2501/0045

FIG. 1 is an isometric view of a base in accordance with the new design;
FIG. 2 is a side elevational view of FIG. 1, wherein all sides comprise a mirror image thereof;
FIG. 3 is a top plan view thereof; and,
FIG. 4 is bottom plan view thereof.
The broken lines shown in FIG. 4 represent portions of the bottle that form no part of the claimed design.

See application file for complete search history.

1 Claim, 3 Drawing Sheets



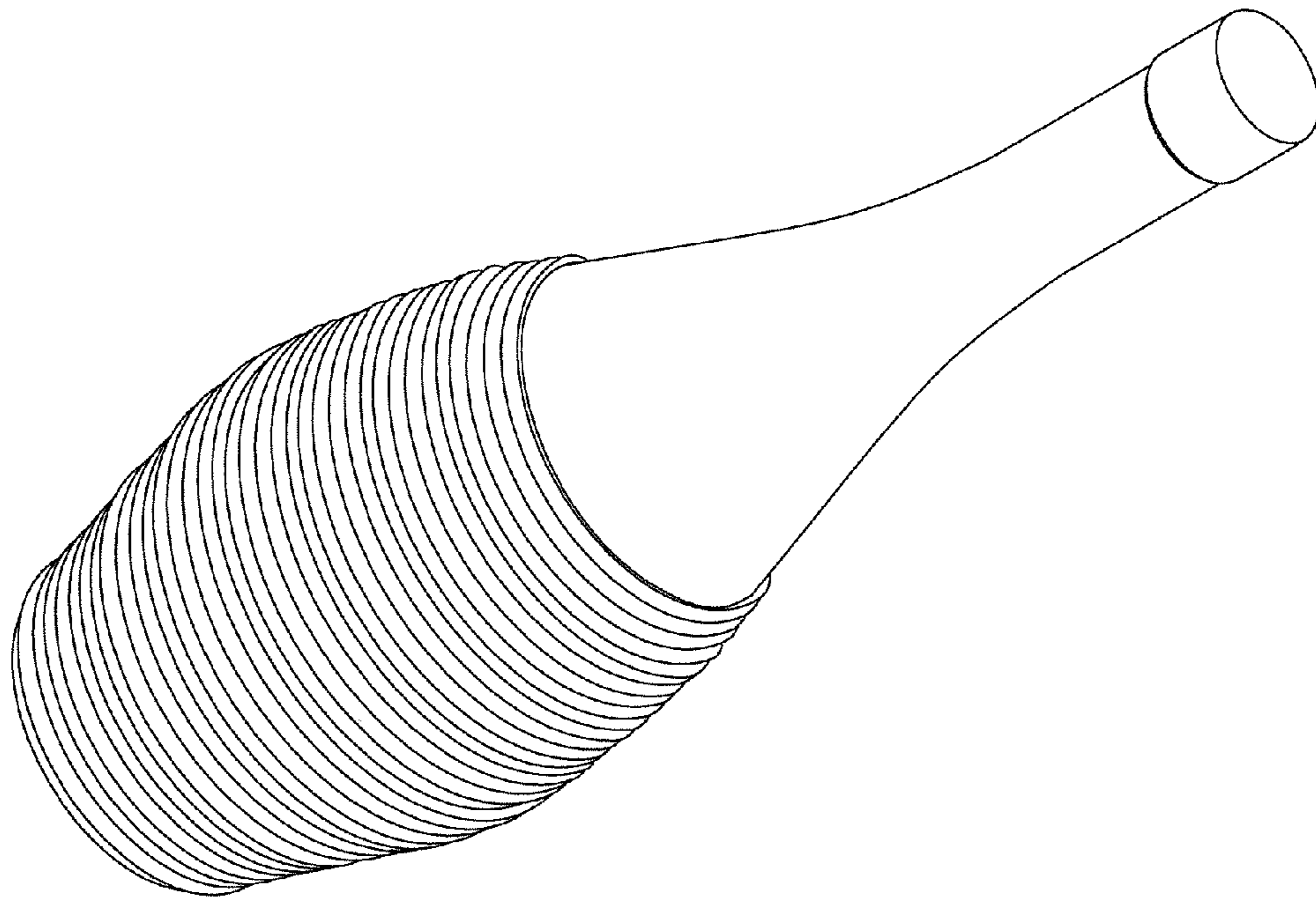


Fig. 1

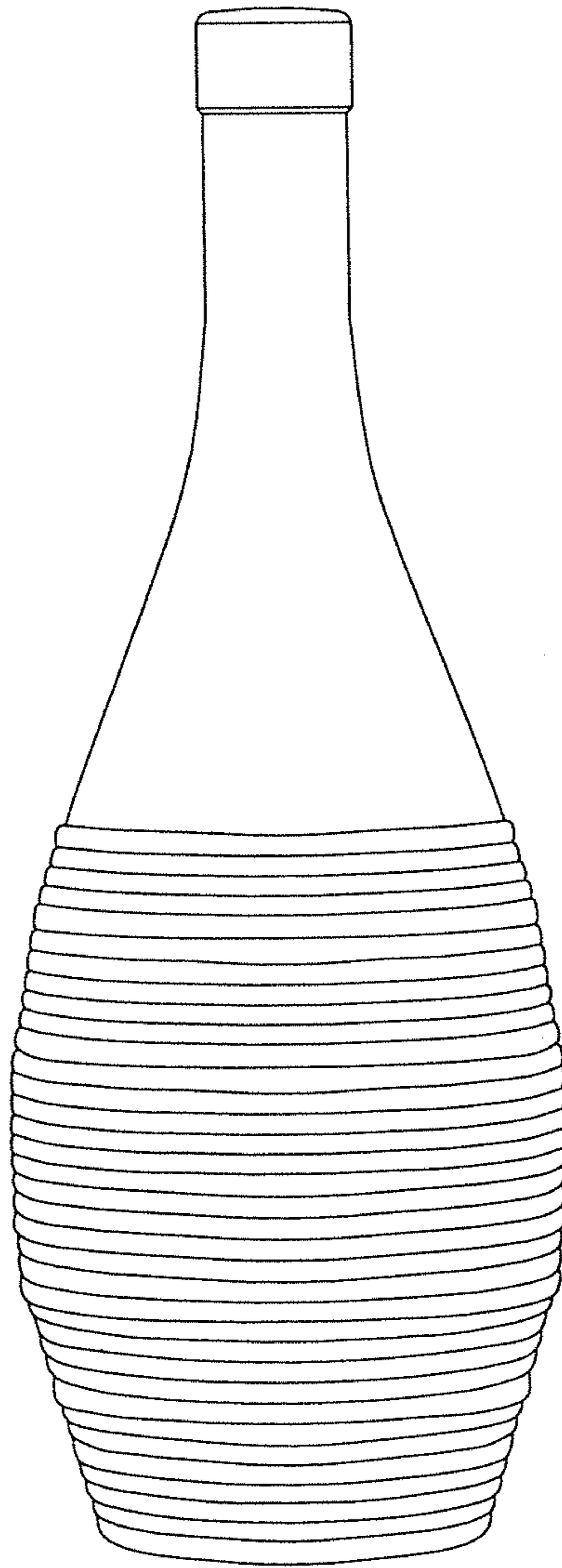


Fig. 2

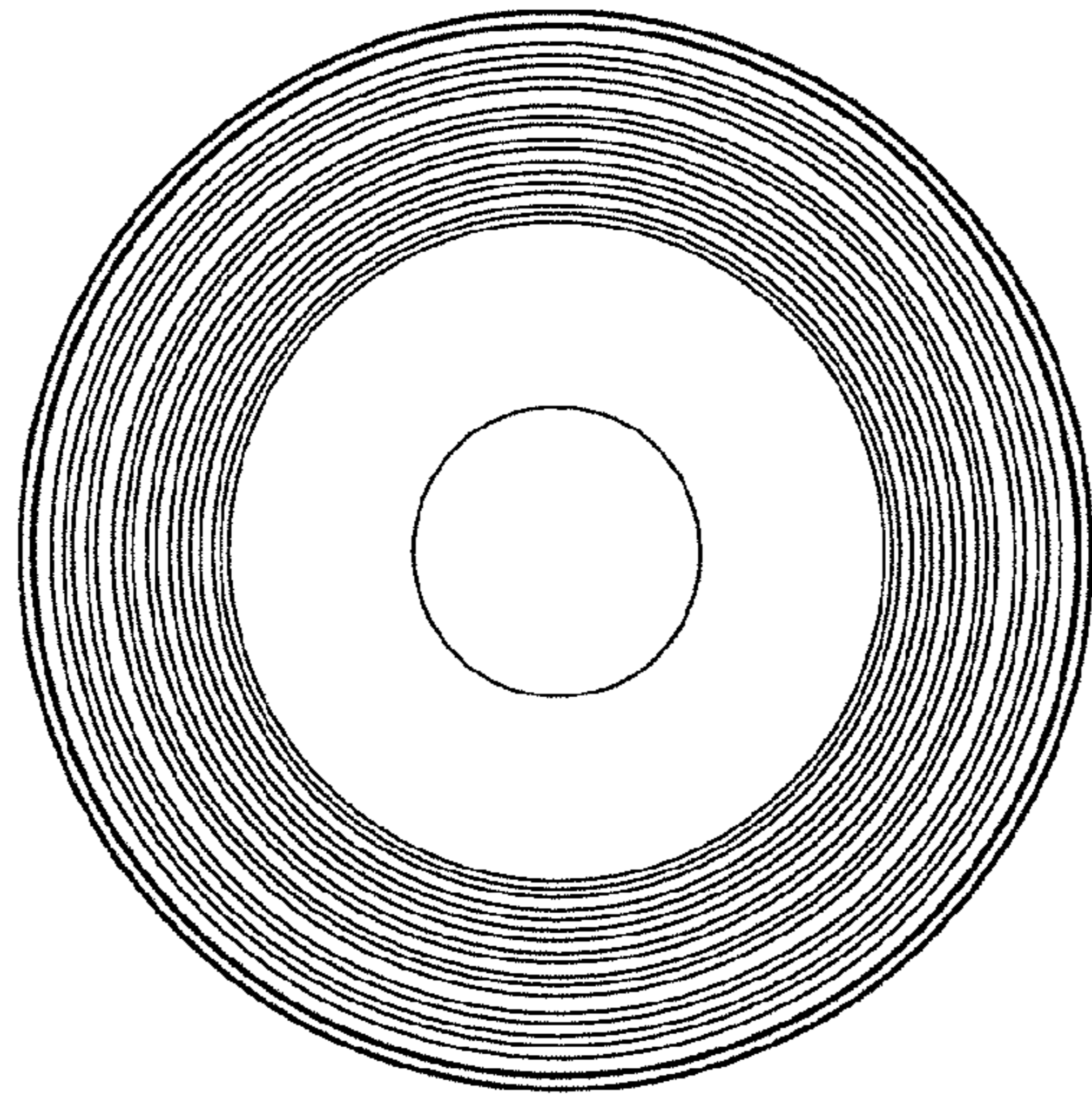


Fig. 3

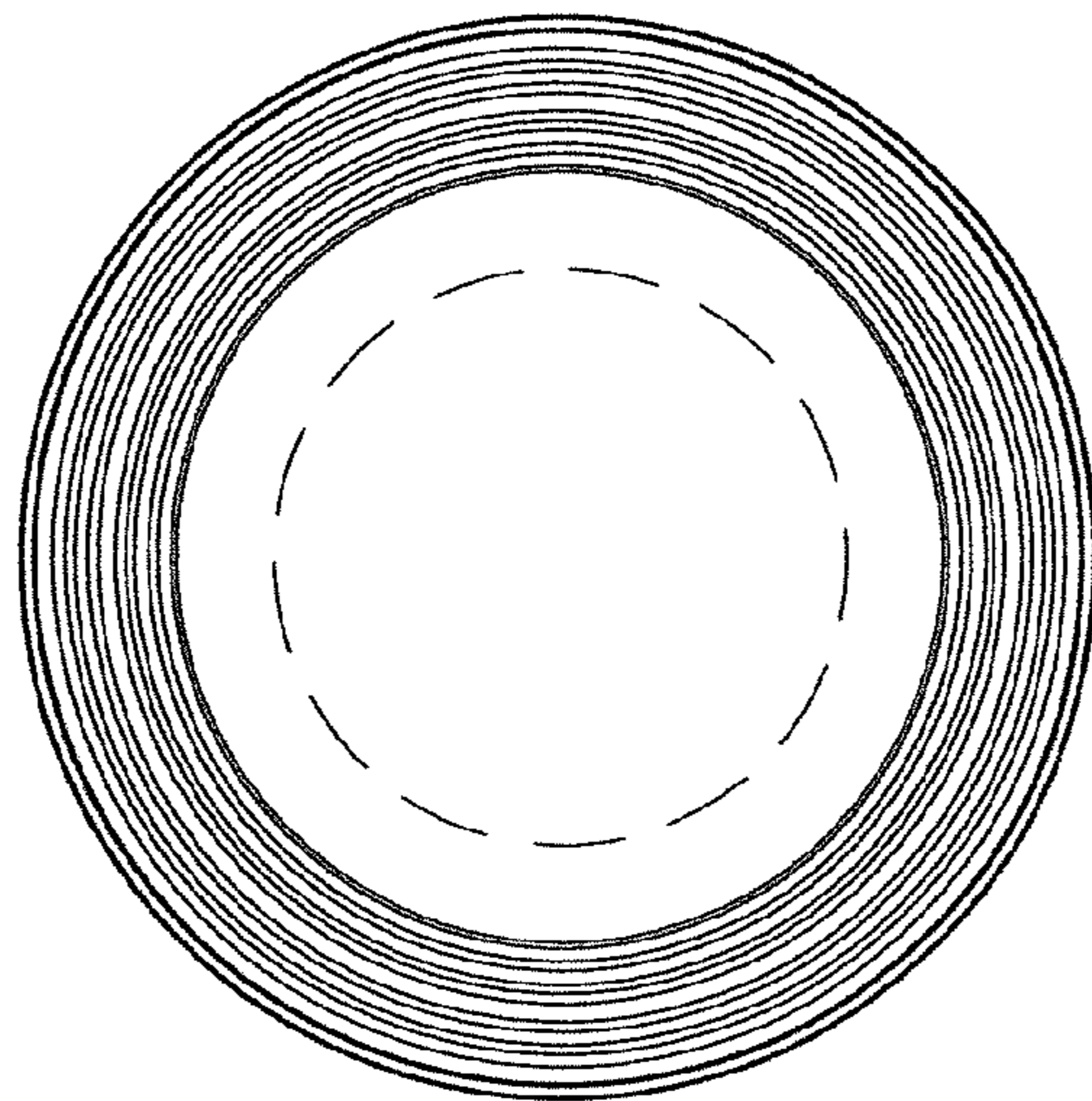


Fig. 4