



US00D744757S

(12) **United States Design Patent**
Schouten et al.

(10) **Patent No.:** **US D744,757 S**
(45) **Date of Patent:** **** Dec. 8, 2015**

(54) **AUTOMOTIVE CLEANING BRUSH**

(71) Applicant: **Hopkins Manufacturing Corporation**,
Emporia, KS (US)

(72) Inventors: **Pieter Schouten**, Berkeley, CA (US);
Marcus Gooden, LomaLinda, CA (US)

(73) Assignee: **Hopkins Manufacturing Corporation**,
Emporia, KS (US)

(**) Term: **14 Years**

(21) Appl. No.: **29/453,132**

(22) Filed: **Apr. 25, 2013**

(51) **LOC (10) Cl.** **04-01**

(52) **U.S. Cl.**
USPC **D4/115; D4/132; D4/138**

(58) **Field of Classification Search**
USPC D4/115, 132, 138; D32/45, 50, 51;
401/189, 289; 15/143.1, 144.1, 144.2,
15/146, 159.1, 160, 171, 172
CPC A46B 11/00; A46B 11/0006; A46B 11/06;
A46B 11/063; A46B 11/066; A46B 2200/30;
A46B 2200/302; A46B 2200/3046
See application file for complete search history.

(56) **References Cited**

U.S. PATENT DOCUMENTS

1,972,653	A *	9/1934	Hart	403/340
D294,533	S *	3/1988	Spencer	D32/45
D311,645	S *	10/1990	Warwick et al.	D4/115
7,850,386	B2 *	12/2010	Bensussan et al.	403/53
D645,255	S *	9/2011	Schouten	D4/114
2005/0031404	A1 *	2/2005	Tsai et al.	401/188 R
2011/0259379	A1 *	10/2011	Smith	134/198
2012/0103373	A1 *	5/2012	Grobler	134/123

OTHER PUBLICATIONS

Hopkins® All Products Catalog, 2011 [online], Hopkings Manufacturing Corp., Carrand Flow-Thru Brushes, pp. 28-29 [retrieved on Aug. 17, 2013] Retrieved from the Internet using Web Archive: <URL: http://www.web.archive.org/web/*/http://www.hopkinsmfg.com>.*

* cited by examiner

Primary Examiner — Melanie H Tung

Assistant Examiner — Lavone D Tabor

(74) *Attorney, Agent, or Firm* — George R. McGuire; Blaine T. Bettinger; Bond Schoeneck & King, PLLC

(57) **CLAIM**

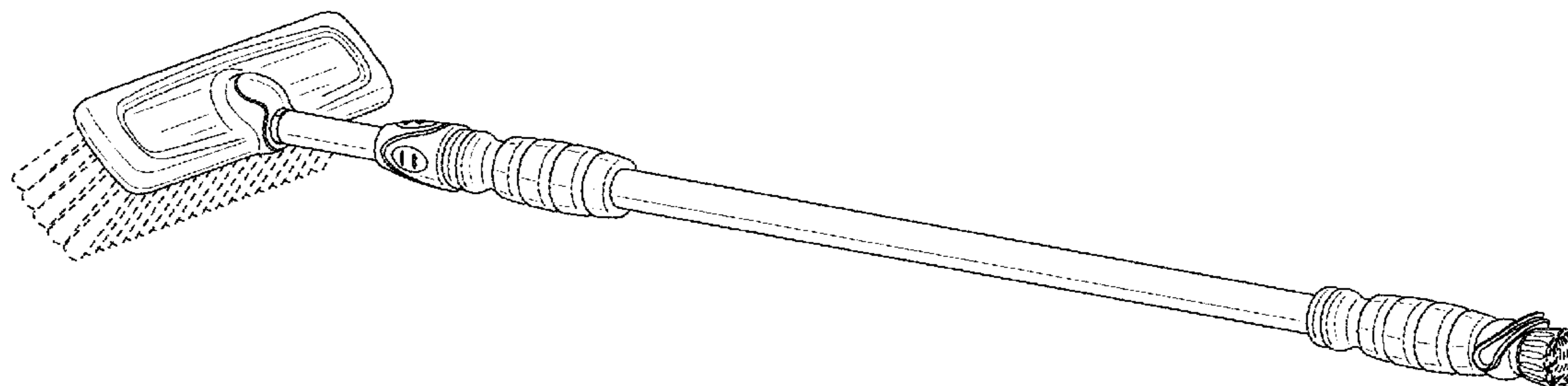
The ornamental design for an automotive cleaning brush, as shown and described.

DESCRIPTION

FIG. 1 is a perspective view of a new and ornamental design for an automotive cleaning brush;
FIG. 2 is a front elevation view thereof;
FIG. 3 is an enlarged, fragmentary perspective view thereof;
FIG. 4 is a first side elevation view thereof;
FIG. 5 is a first side elevation view thereof;
FIG. 6 is a top plan view thereof;
FIG. 7 is a bottom plan view thereof; and,
FIG. 8 is an enlarged perspective view of the upper portion of the brush which is fragmentarily shown for clarity and ease of illustration.

The dash-dot broken line represents the bounds of the claim and forms no part thereof and the dashed broken lines showing the bristles and the top and interior surfaces of the coupling feature illustrate portions of the brush that form no part of the claimed design.

1 Claim, 8 Drawing Sheets



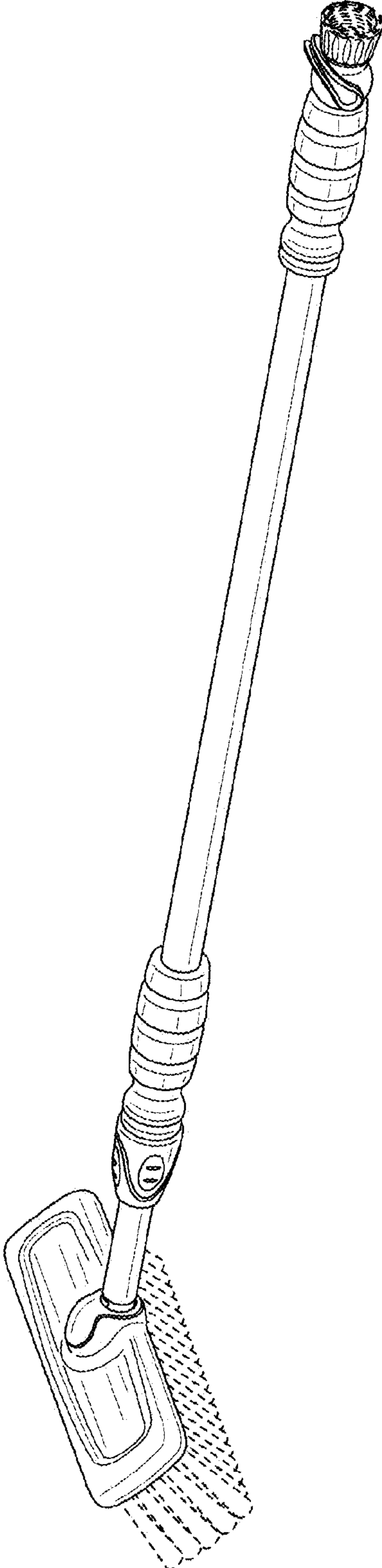


FIG. 1

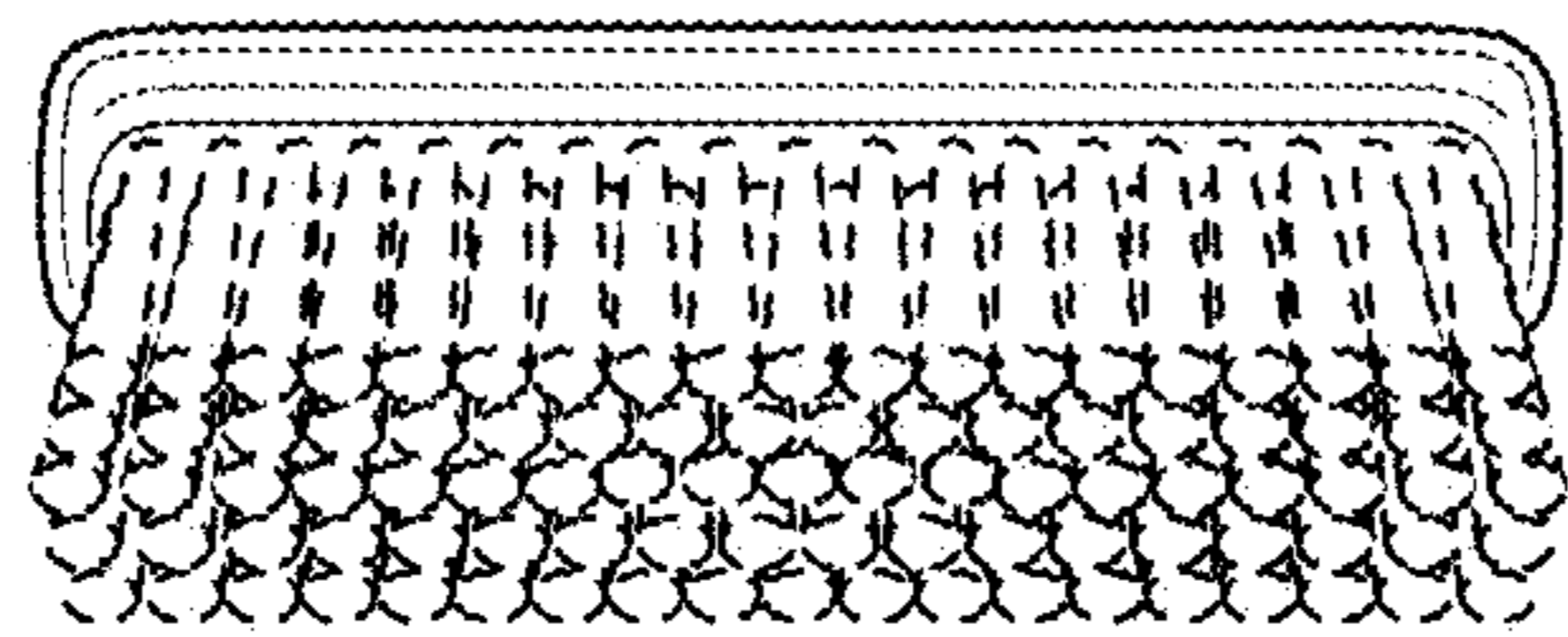


FIG. 2




FIG. 3

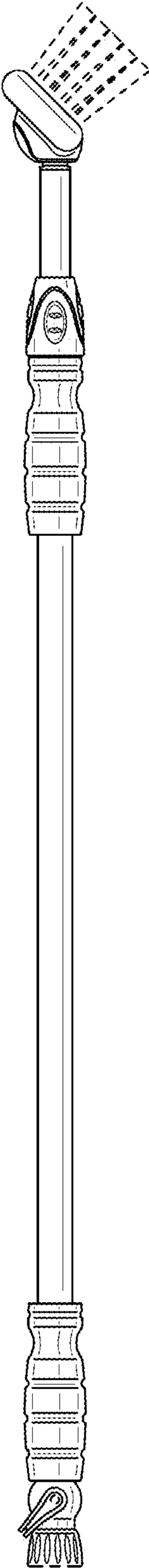


FIG. 4




FIG. 5

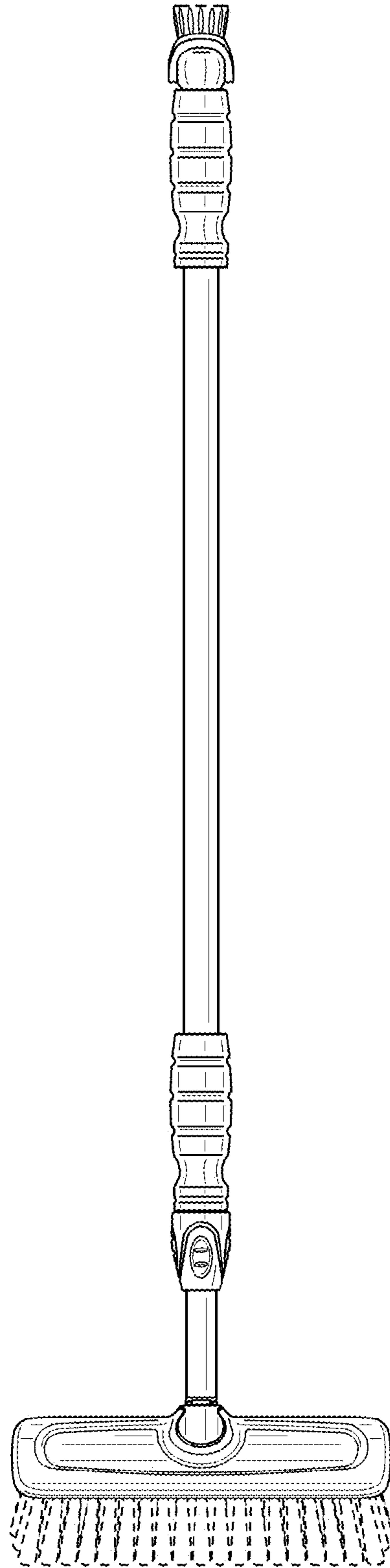


FIG. 6

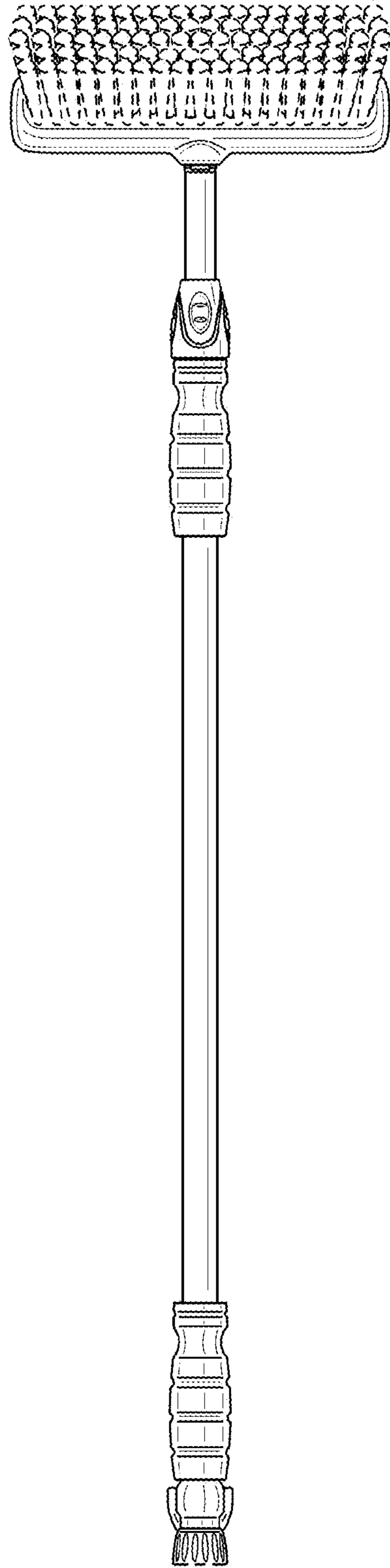


FIG. 7

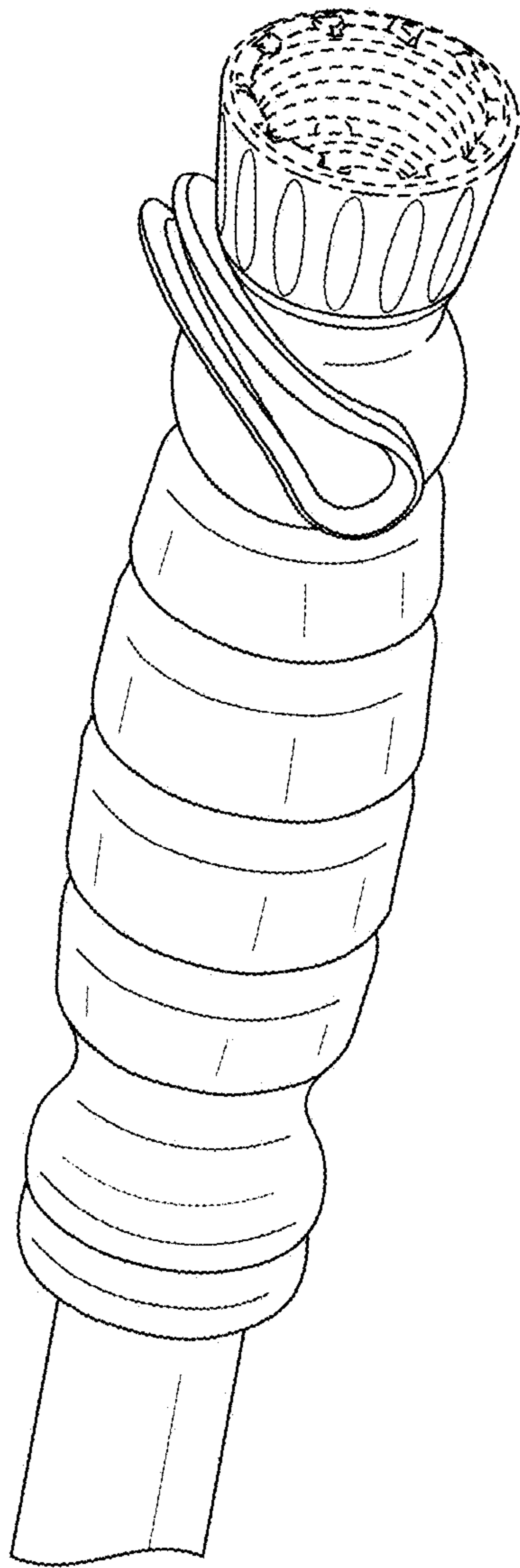


FIG. 8