



US00D744733S

(12) **United States Design Patent**
Adam et al.

(10) **Patent No.:** **US D744,733 S**
(45) **Date of Patent:** **** Dec. 8, 2015**

(54) **FOOTWEAR TREAD**

(71) Applicant: **TBL Licensing LLC**, Wilmington (DE)

(72) Inventors: **Christopher Adam**, Newburyport, MA (US); **Peter Dillon**, Topsfield, MA (US); **Michael P. Kirk**, Beverly, MA (US)

(73) Assignee: **TBL Licensing LLC**, Wilmington, DE (US)

(**) Term: **14 Years**

(21) Appl. No.: **29/462,480**

(22) Filed: **Aug. 5, 2013**

(51) **LOC (10) Cl.** **02-04**

(52) **U.S. Cl.**
USPC **D2/957**; D2/951

(58) **Field of Classification Search**
USPC D2/902, 906, 908, 916, 918, 925,
D2/946-962, 977; 36/3 B, 22 R, 24.5, 25 R,
36/28, 32 R, 34 R, 59 C, 67 A, 103
See application file for complete search history.

(56) **References Cited**

U.S. PATENT DOCUMENTS

| | | | | |
|-----------|------|---------|------------------|---------|
| 3,018,571 | A * | 1/1962 | Doherty | 36/59 C |
| 4,445,286 | A * | 5/1984 | Norton | 36/32 R |
| D410,966 | S * | 6/1999 | Cretinon | D2/960 |
| D414,023 | S * | 9/1999 | Cretinon et al. | D2/957 |
| D456,982 | S * | 5/2002 | Rogers | D2/957 |
| D460,608 | S * | 7/2002 | Laberge et al. | D2/957 |
| D501,708 | S * | 2/2005 | Andrews-Kramer | D2/960 |
| D504,205 | S * | 4/2005 | Andrews-Kramer | D2/960 |
| D509,346 | S * | 9/2005 | Recchi | D2/959 |
| D550,436 | S * | 9/2007 | Matis et al. | D2/953 |
| D552,335 | S * | 10/2007 | Matis et al. | D2/957 |
| 7,322,131 | B2 * | 1/2008 | Yamashita et al. | 36/59 R |

(Continued)

FOREIGN PATENT DOCUMENTS

JP D1245895 7/2005

Primary Examiner — T. Chase Nelson

(74) *Attorney, Agent, or Firm* — Lerner, David, Littenberg, Krumholz & Mentlik, LLP

(57) **CLAIM**

The ornamental design for footwear tread, as shown and described.

DESCRIPTION

FIG. 1 is a plan view of a footwear tread applied to an unclaimed shoe sole in accordance with a first embodiment of the ornamental design;

FIG. 2 is a perspective view of the footwear tread of the first embodiment;

FIG. 3 is a top plan view of the footwear tread of the first embodiment;

FIG. 4 is a front side elevational view of the footwear tread of the first embodiment, the rear side being identical thereto;

FIG. 5 is a right side elevational view of the footwear tread of the first embodiment, the left side being identical thereto;

FIG. 6 is a plan view of the footwear tread of the first embodiment applied in a different scale to an alternative unclaimed shoe sole;

FIG. 7 is a plan view of a footwear tread applied to an unclaimed shoe sole in accordance with a second embodiment of the ornamental design;

FIG. 8 is a perspective view of the footwear tread of the second embodiment;

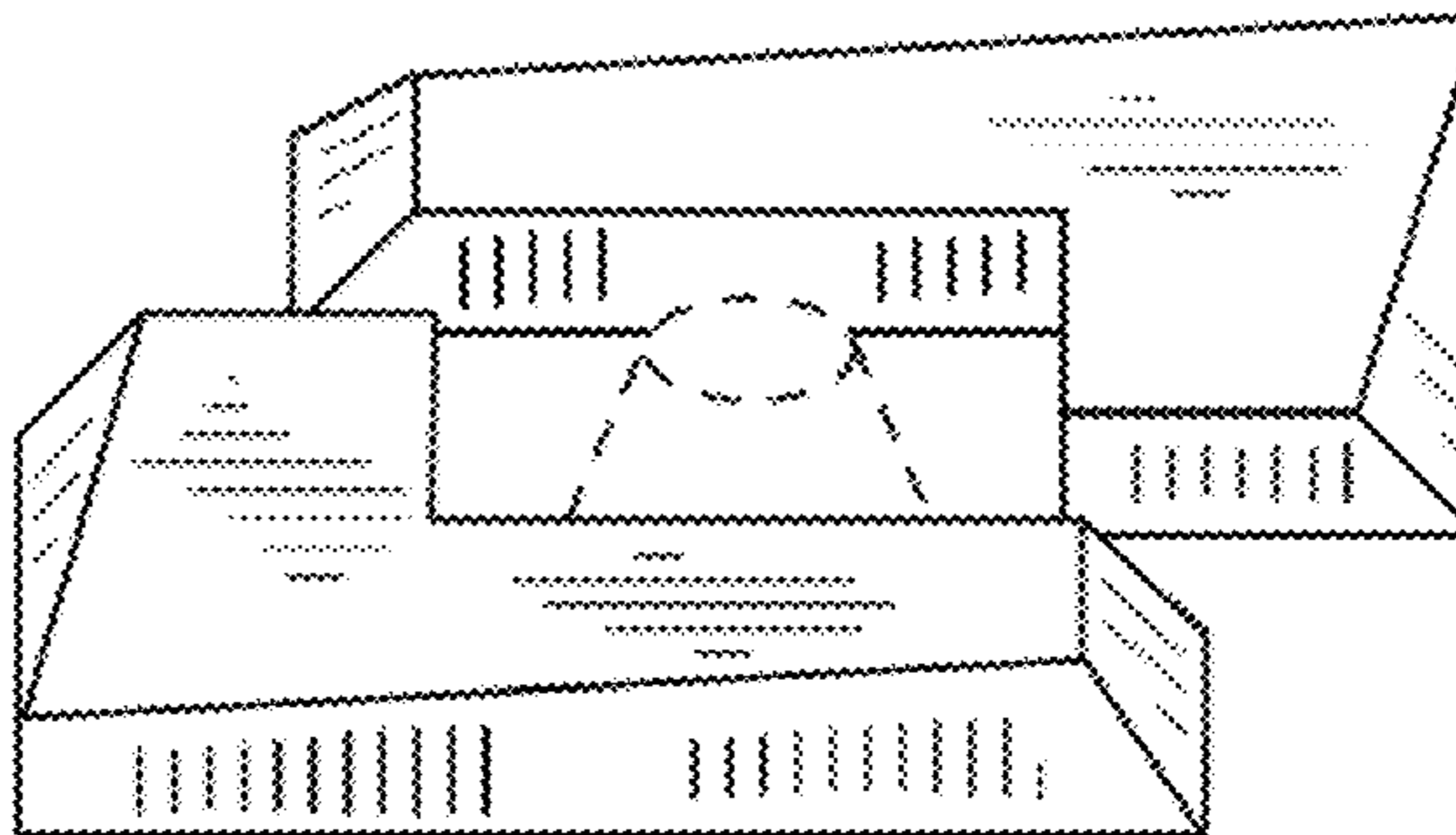
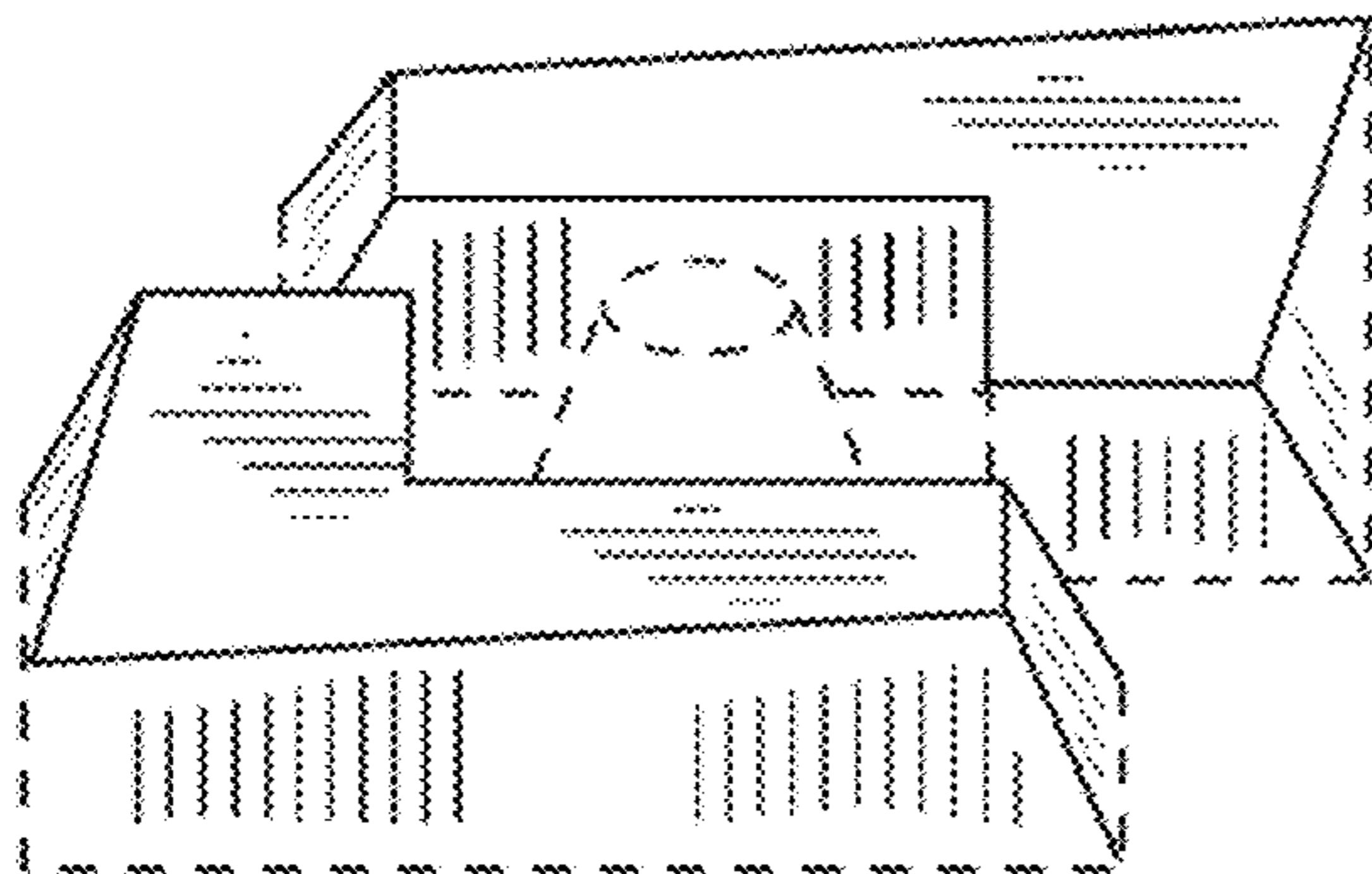
FIG. 9 is a top plan view of the footwear tread of the second embodiment;

FIG. 10 is a front side elevational view of the footwear tread of the second embodiment, the rear side being identical thereto; and,

FIG. 11 is a right side elevational view of the footwear tread of the second embodiment, the left side being identical thereto.

Broken lines are environmental only and form no part of the claimed design. Broken lines adjacent shaded areas of the design represent the bounds of the claimed design and are not themselves a part of the claimed design.

1 Claim, 5 Drawing Sheets



US D744,733 S

Page 2

(56)

References Cited

U.S. PATENT DOCUMENTS

D569,595 S * 5/2008 Le D2/960
D592,848 S * 5/2009 Morgan D2/957
D619,346 S * 7/2010 Moon D2/957

D639,539 S * 6/2011 Lubart D2/951
D677,453 S * 3/2013 Sakai D2/959
D680,727 S * 4/2013 Smith et al. D2/960
2010/0281711 A1* 11/2010 Vestuti et al. 36/28
2012/0110876 A1* 5/2012 Lubart 36/59 C

* cited by examiner

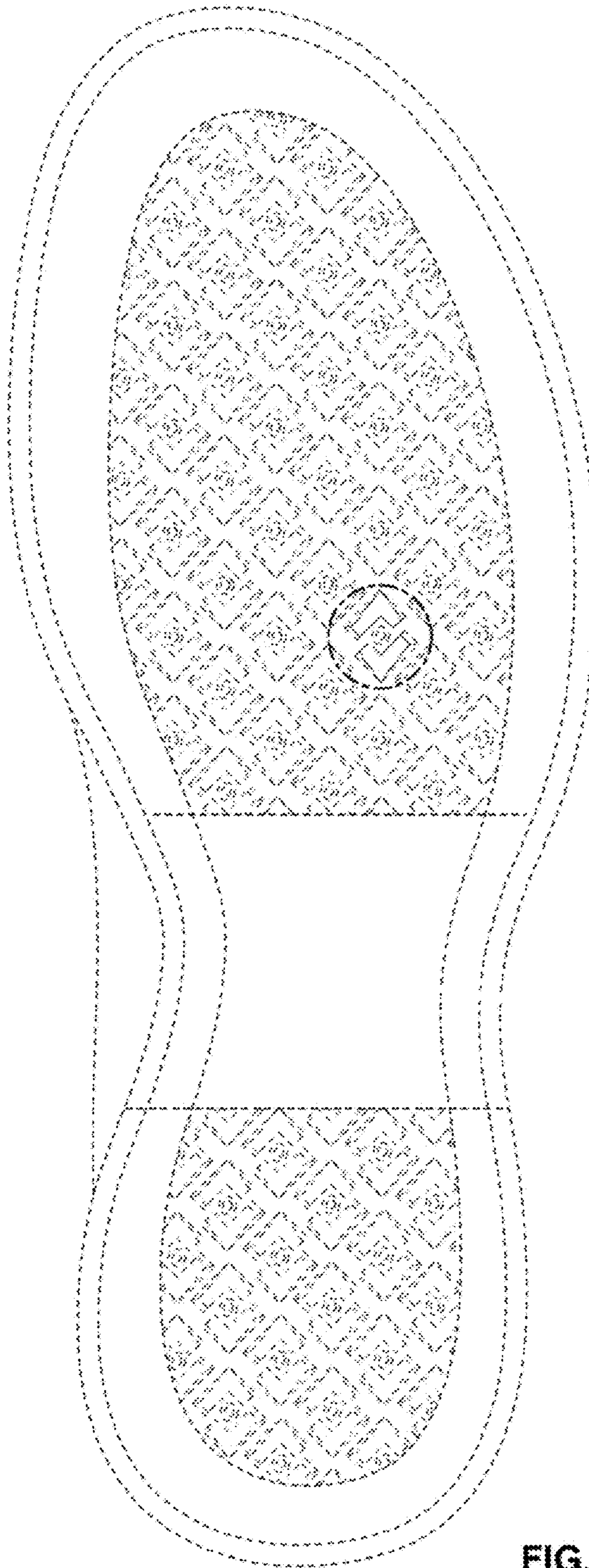


FIG. 1

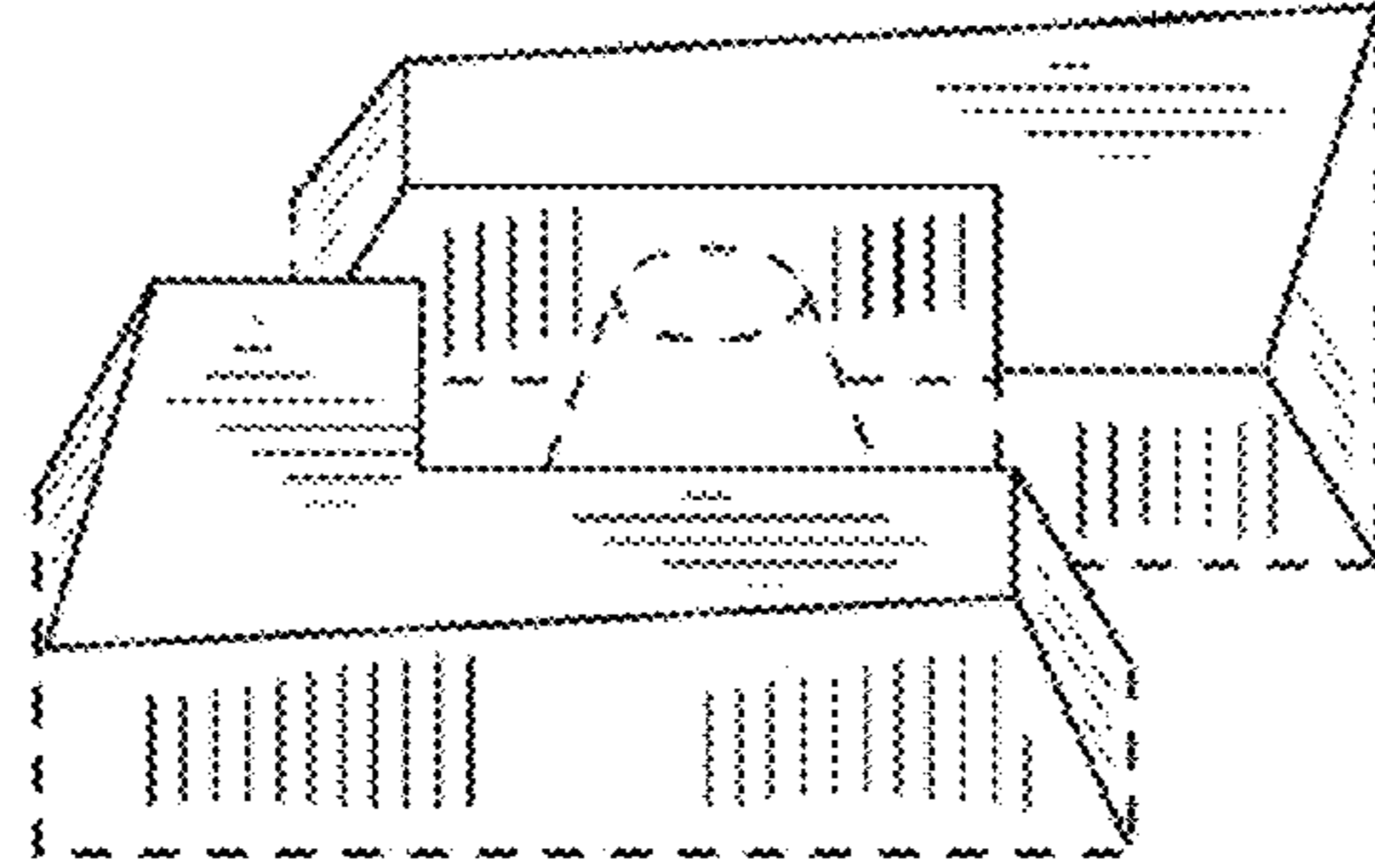


FIG. 2

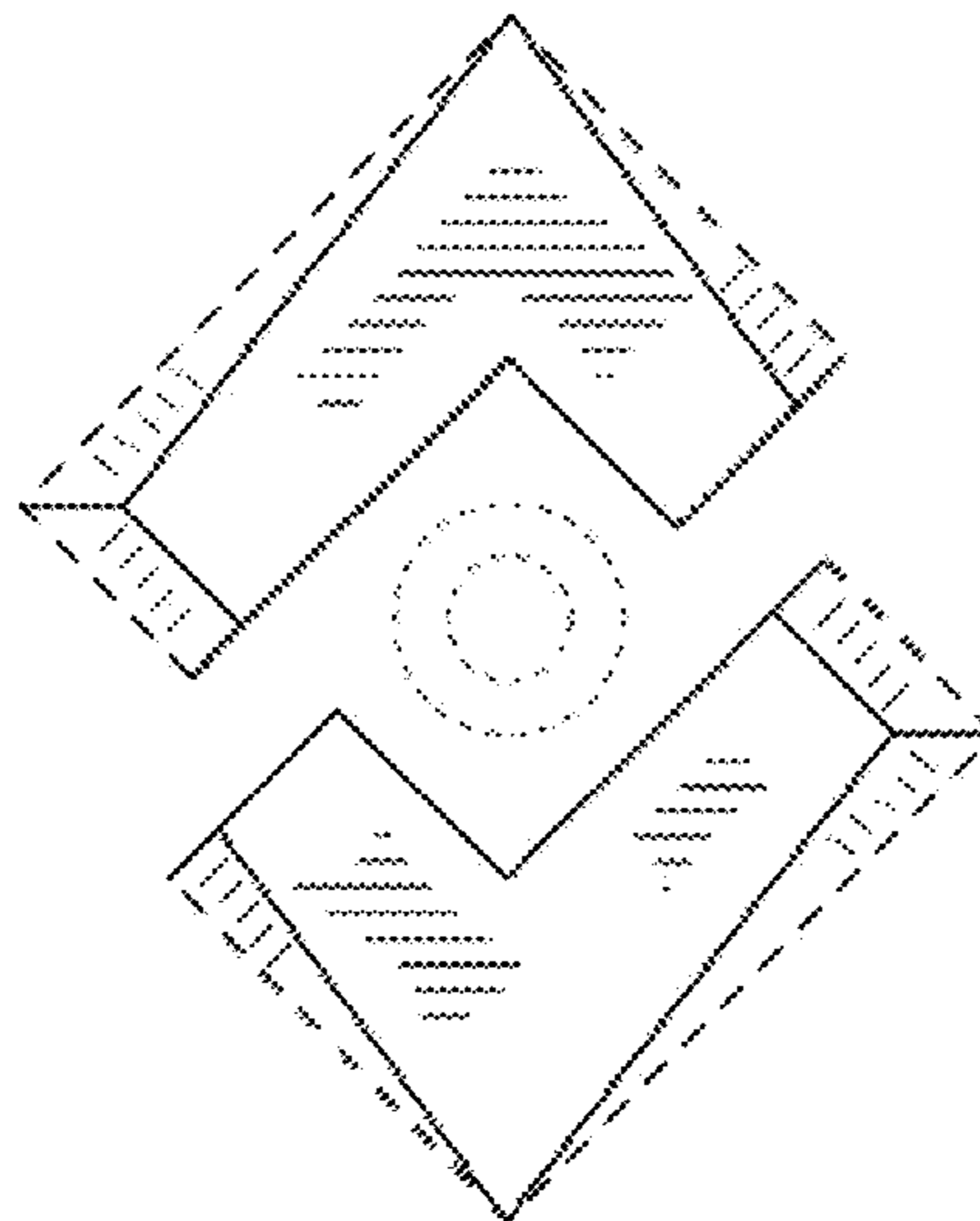


FIG. 3



FIG. 4

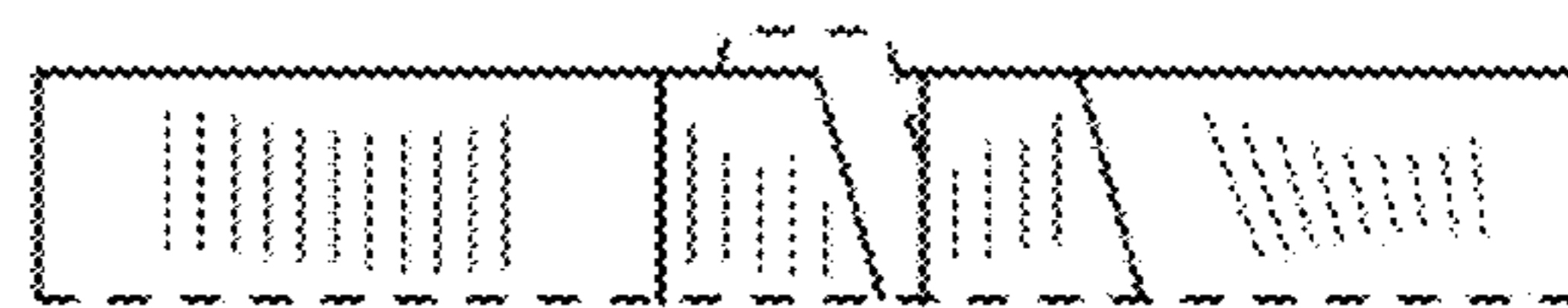


FIG. 5

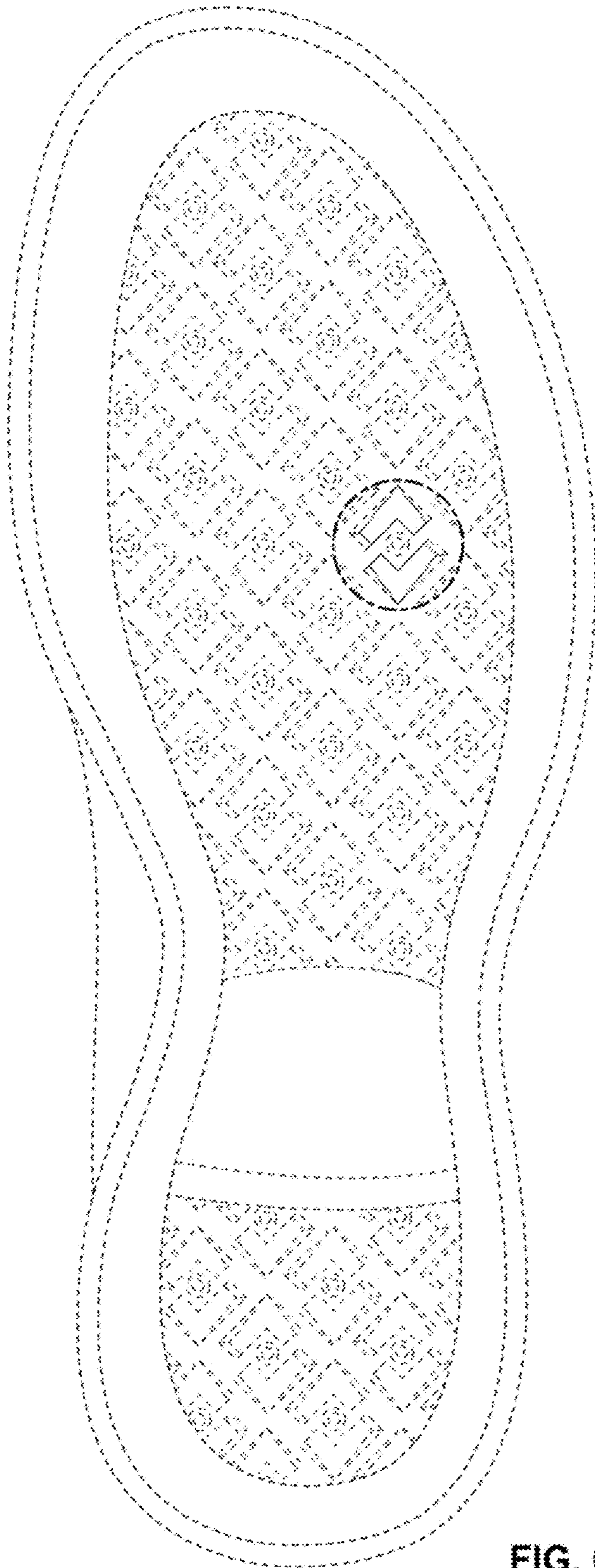


FIG. 6

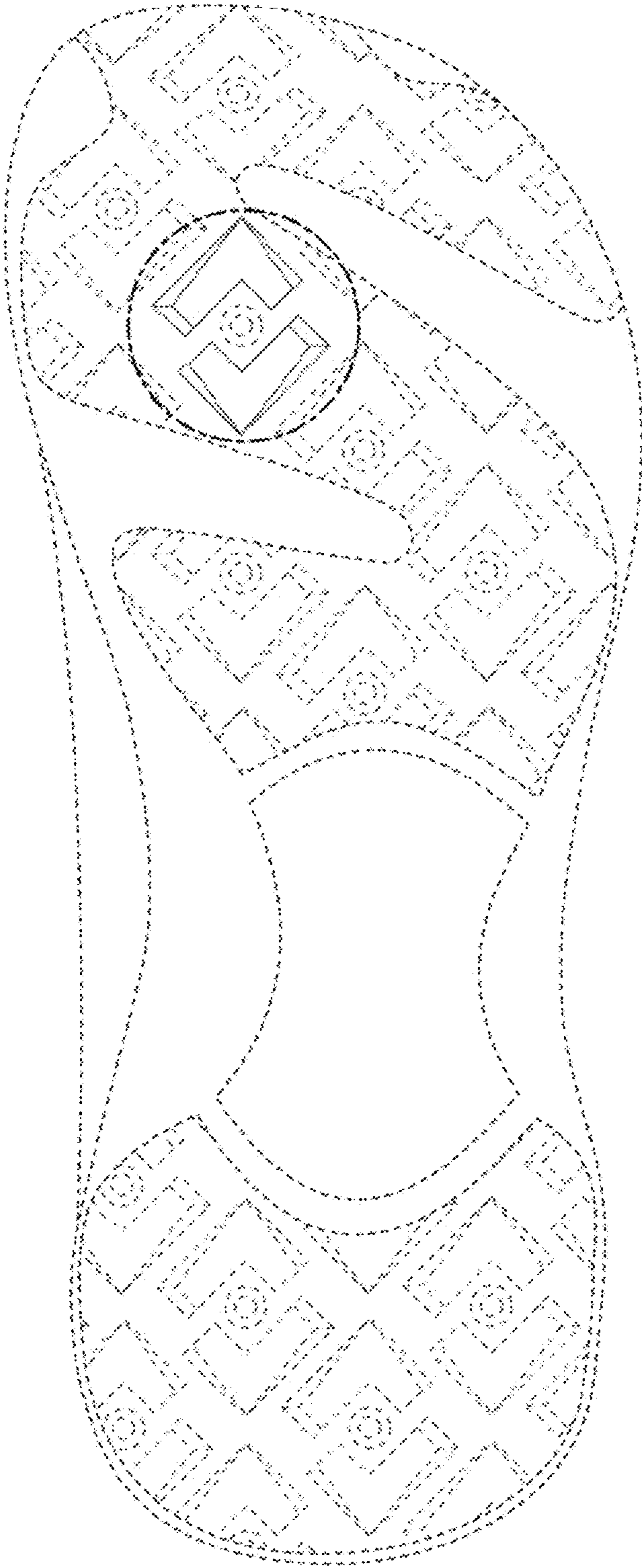


FIG. 7

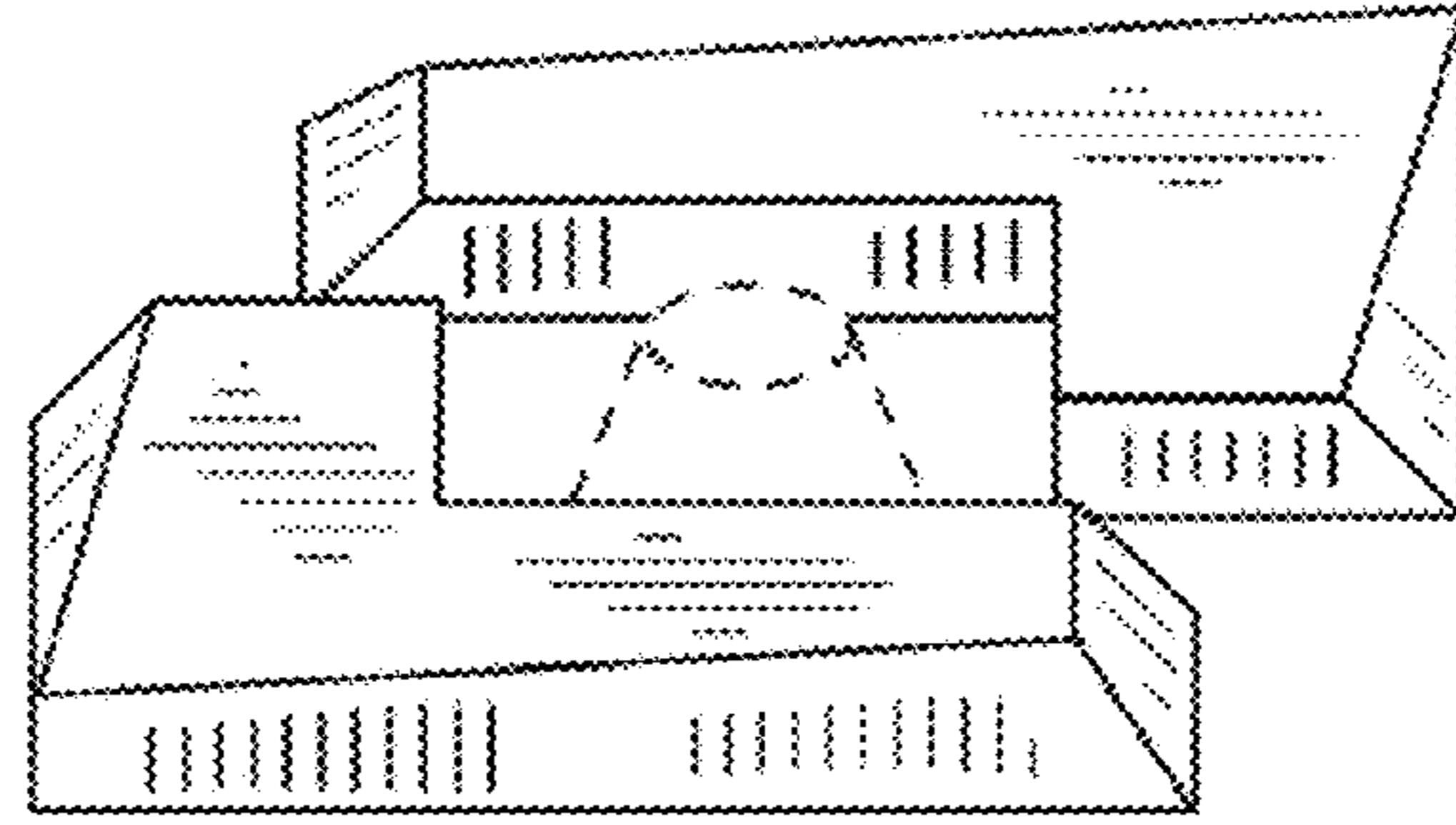


FIG. 8

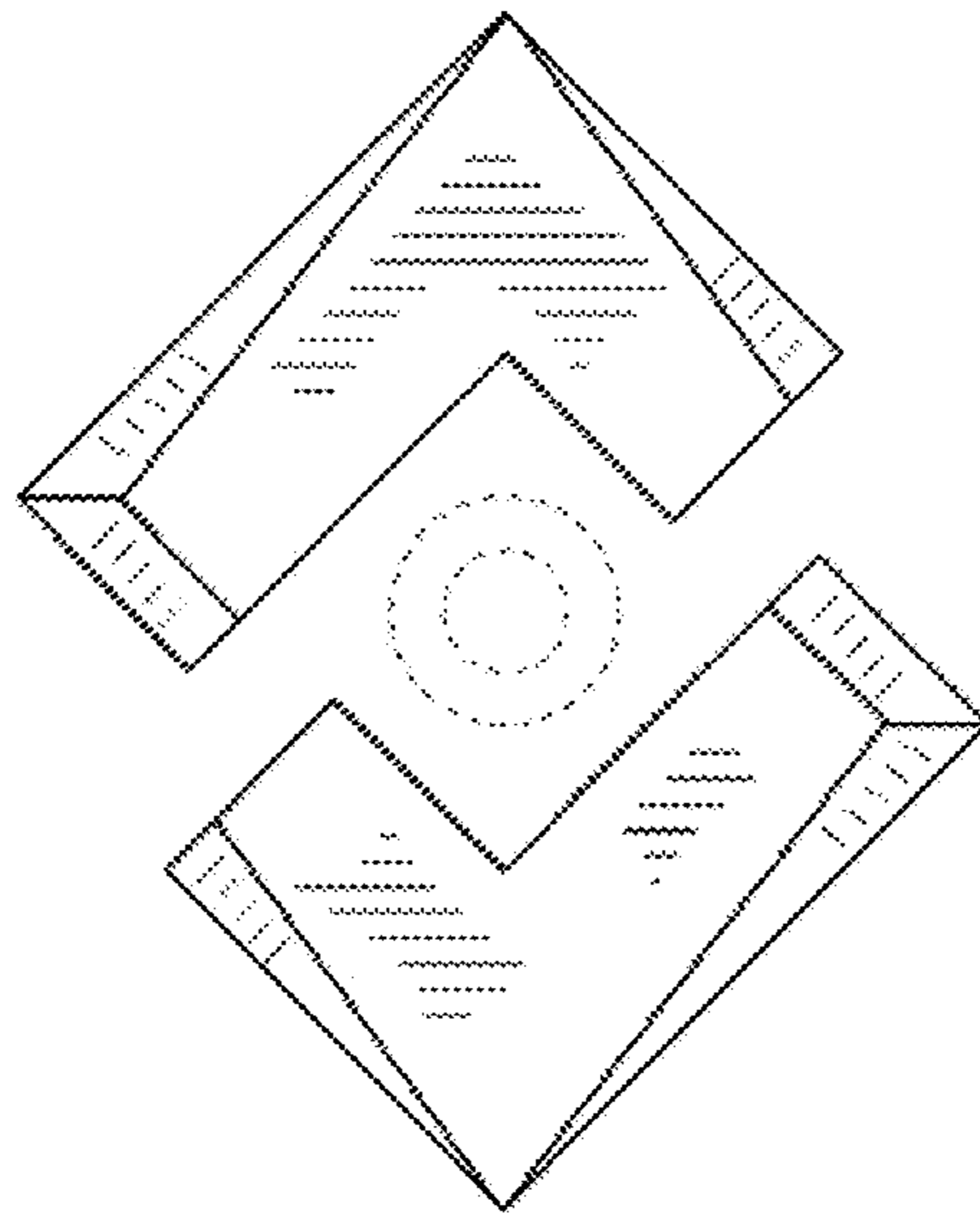


FIG. 9



FIG. 10



FIG. 11