



US00D744730S

(12) **United States Design Patent**  
**Kirkwood**

(10) **Patent No.:** **US D744,730 S**

(45) **Date of Patent:** **\*\* Dec. 8, 2015**

(54) **SHOE**

(71) Applicant: **Nicholas Kirkwood Limited**, London  
(GB)

(72) Inventor: **Nicholas Kirkwood**, London (GB)

(73) Assignee: **Nicholas Kirkwood Limited**, London  
(GB)

(\*\*) Term: **14 Years**

(21) Appl. No.: **29/492,855**

(22) Filed: **Jun. 3, 2014**

(30) **Foreign Application Priority Data**

Jun. 2, 2014 (EM) ..... 002474817

(51) **LOC (10) Cl.** ..... **02-04**

(52) **U.S. Cl.**  
USPC ..... **D2/939; D2/923**

(58) **Field of Classification Search**  
USPC ..... D2/896, 916, 918, 925-942, 964, 965,  
D2/971  
CPC ..... A43B 21/00; A43B 21/02; A43B 21/06;  
A43B 9/14  
See application file for complete search history.

(56) **References Cited**

**U.S. PATENT DOCUMENTS**

D11,152 S \* 4/1879 Jones ..... D2/965  
D20,109 S \* 8/1890 Goding ..... D2/935  
D65,000 S \* 6/1924 McCarthy ..... D2/931  
D90,338 S \* 7/1933 Roberts ..... D2/918

D95,086 S \* 4/1935 Siegler ..... D2/939  
D95,629 S \* 5/1935 Bressler ..... D2/930  
D99,785 S \* 5/1936 Feifer ..... D2/939  
D110,600 S \* 7/1938 Maling ..... D2/933  
D111,118 S \* 8/1938 Levin ..... D2/930  
D111,866 S \* 10/1938 Troy ..... D2/939  
D112,052 S \* 11/1938 Calderazzo ..... D2/936  
D116,702 S \* 9/1939 Calderazzo ..... D2/940  
D131,934 S \* 4/1942 Elmore ..... D2/939  
D194,345 S \* 1/1963 Levine ..... D2/939  
D194,778 S \* 3/1963 Joyce ..... D2/965  
D205,755 S \* 9/1966 Slade ..... D2/923  
D474,003 S \* 5/2003 Della Valle ..... D2/923  
D511,611 S \* 11/2005 Della Valle ..... D2/923  
D650,974 S \* 12/2011 Huenergardt ..... D2/923  
D728,211 S \* 5/2015 Kirkwood ..... D2/965

\* cited by examiner

*Primary Examiner* — Dominic Simone

(74) *Attorney, Agent, or Firm* — Seed IP Law Group PLLC

(57) **CLAIM**

The ornamental design for a shoe, as shown and described.

**DESCRIPTION**

FIG. 1 is a front perspective view of a shoe showing my new design.

FIG. 2 is a left side elevational view thereof.

FIG. 3 is right side elevational view thereof.

FIG. 4 is a top plan view thereof.

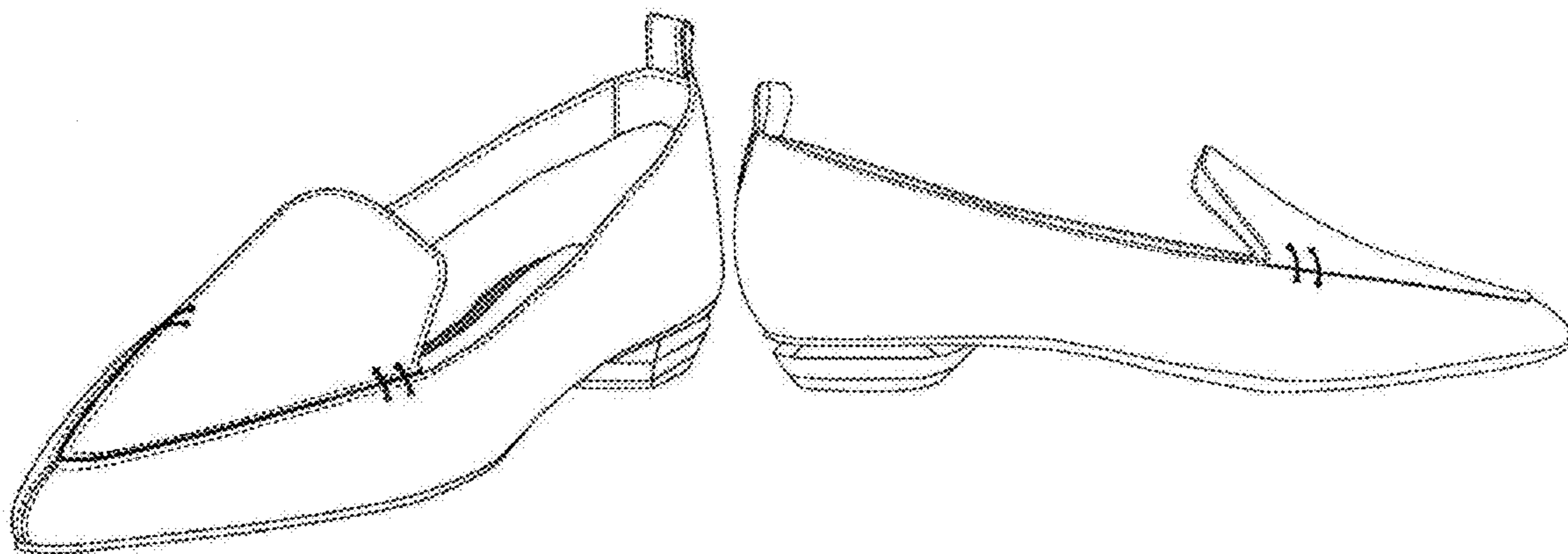
FIG. 5 is a bottom plan view thereof.

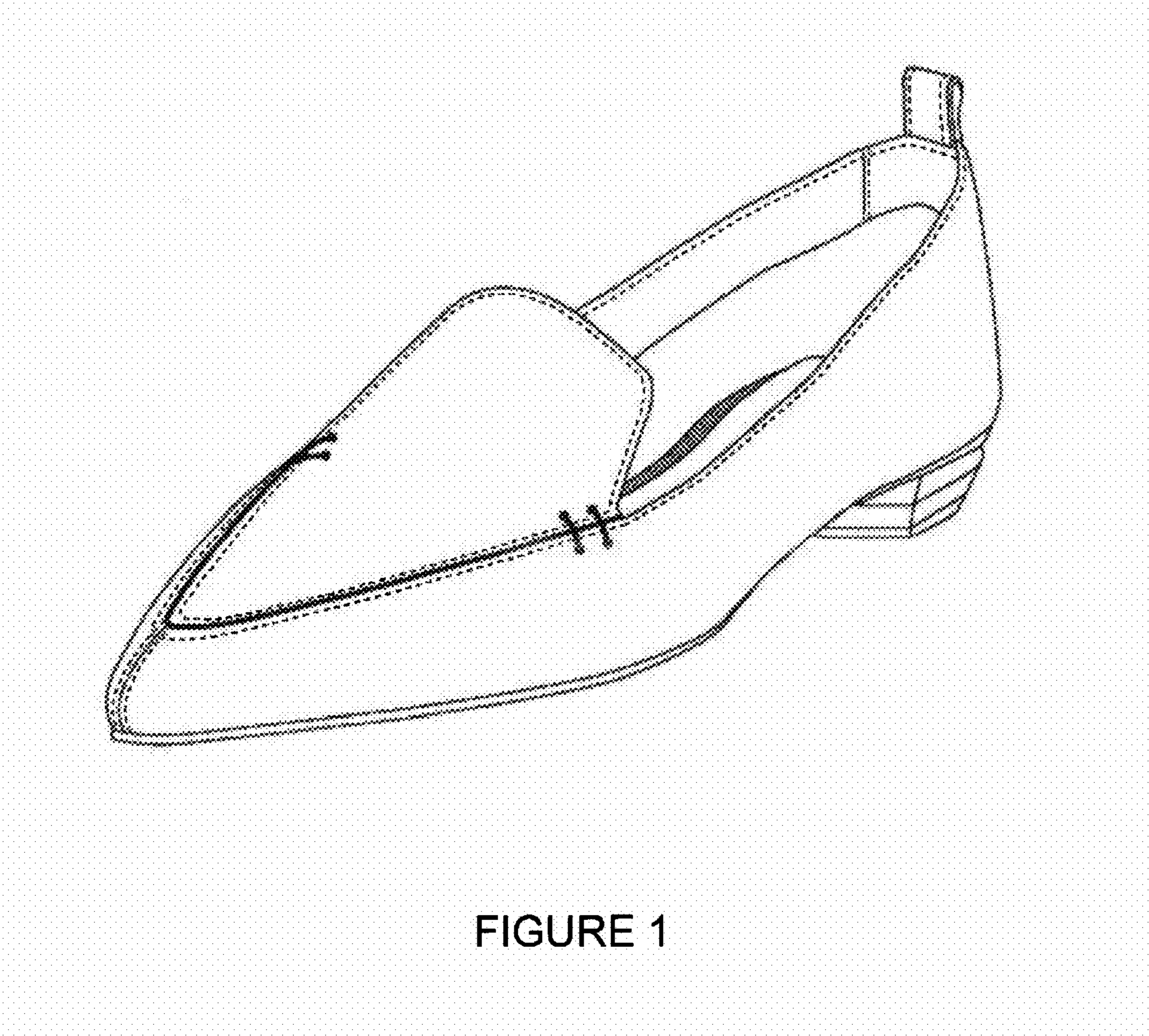
FIG. 6 is a front elevational view thereof; and,

FIG. 7 is a rear elevational view thereof.

The broken lines in FIGS. 1-4, 6, and 7 represent stitching on the shoe.

**1 Claim, 4 Drawing Sheets**








FIGURE 2

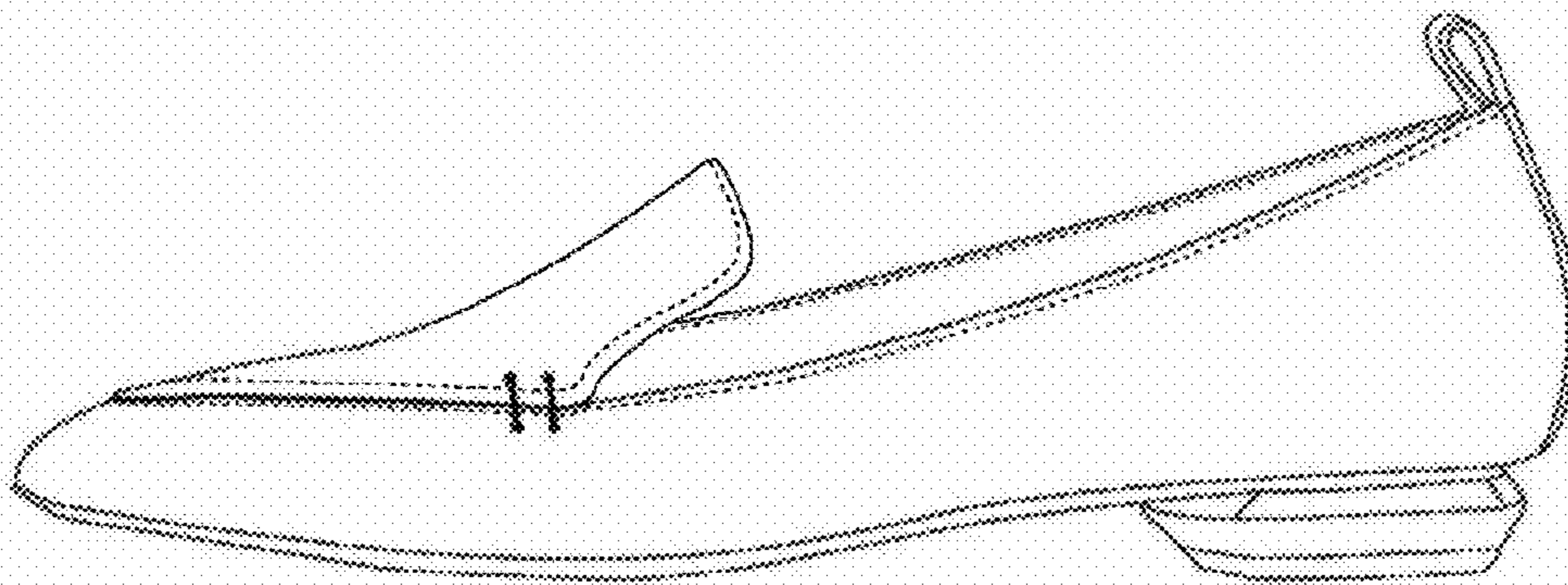


FIGURE 3

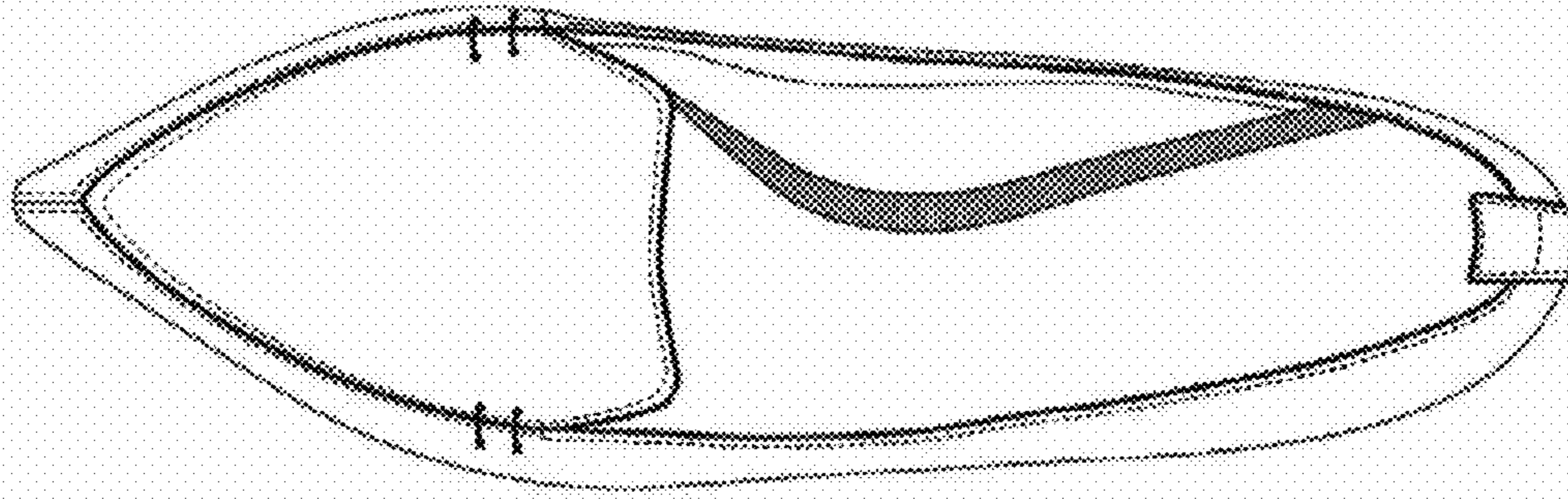


FIGURE 4




FIGURE 5

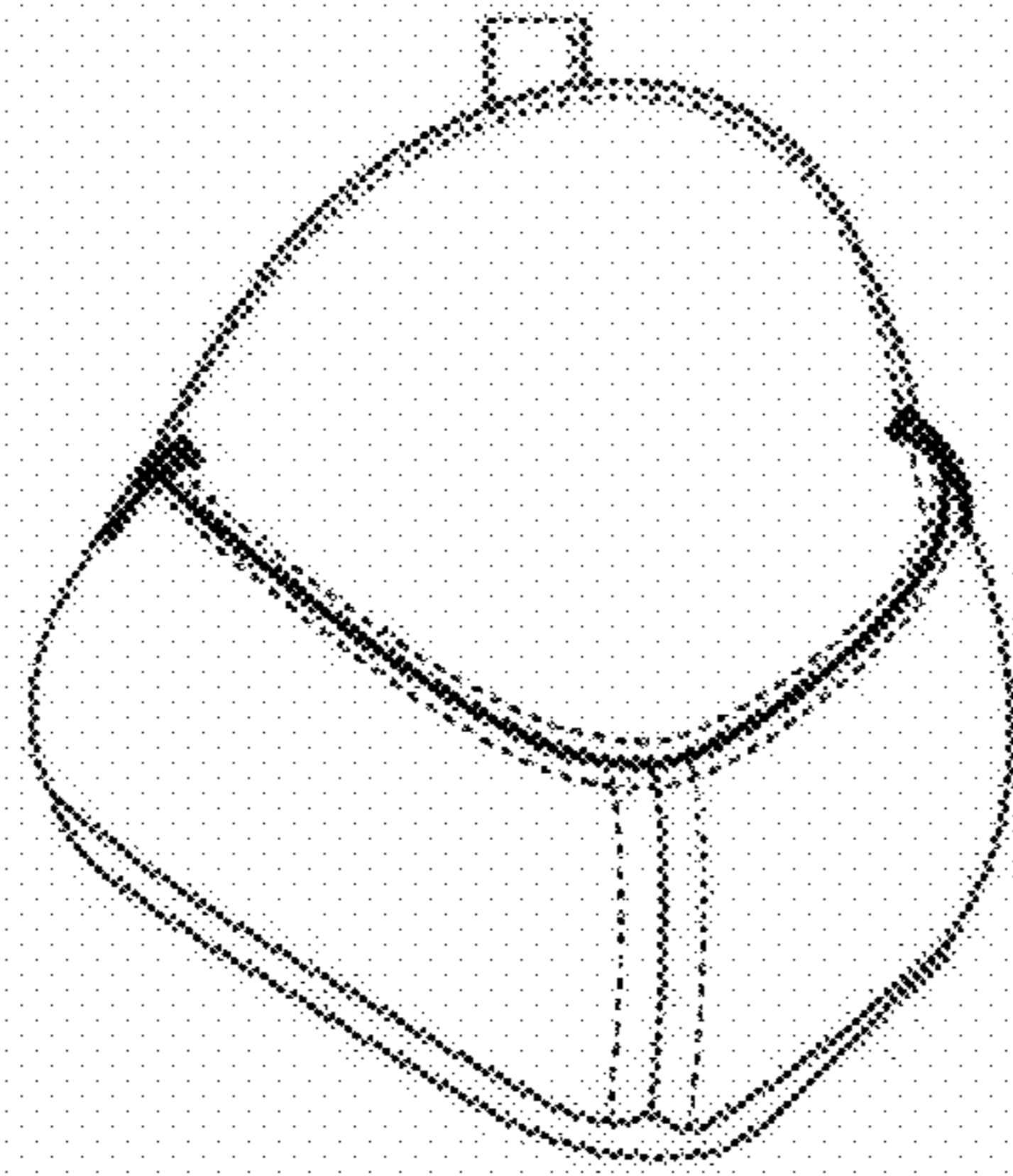


FIGURE 6

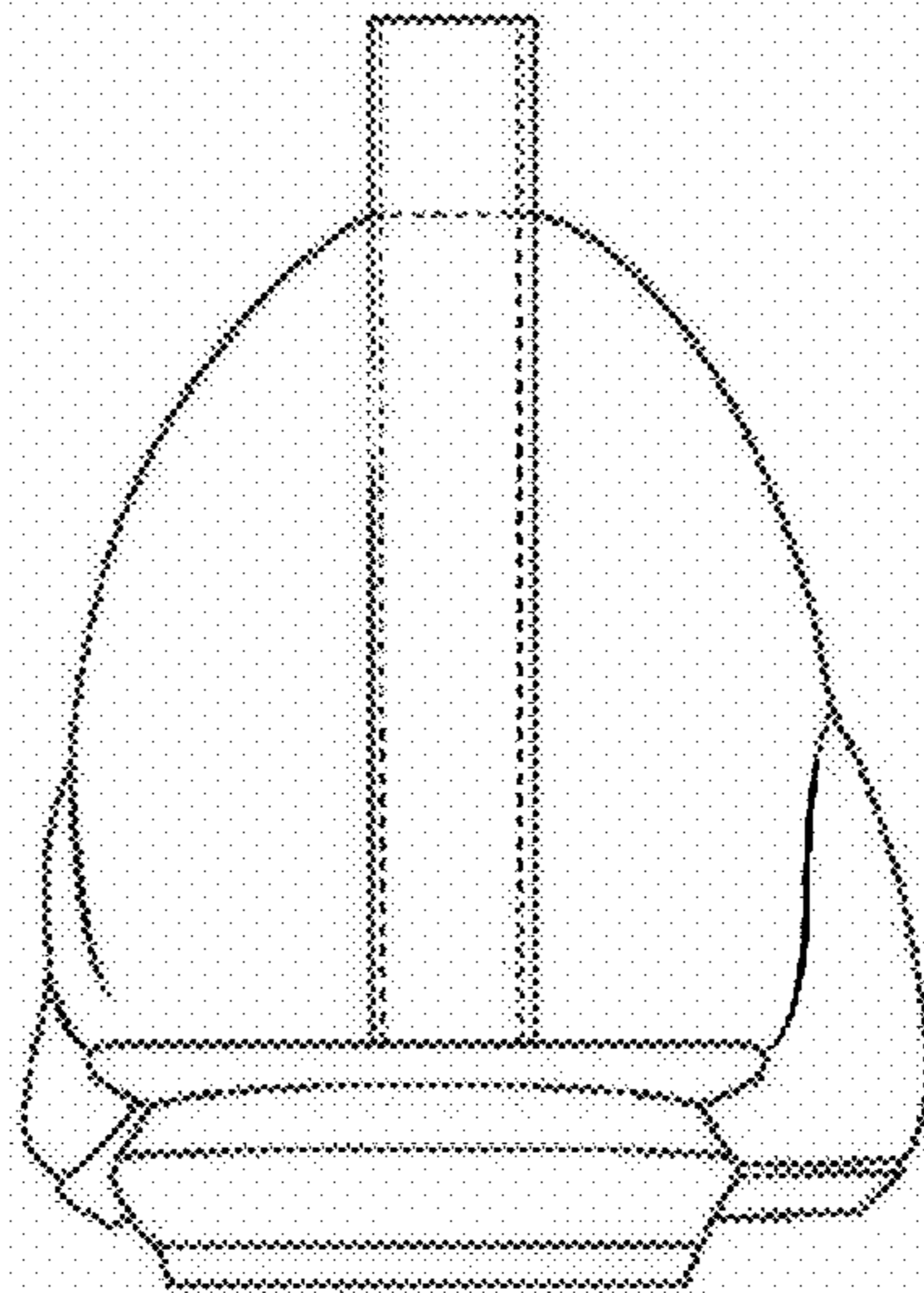


FIGURE 7