



US00D744728S

(12) **United States Design Patent**
Remmele

(10) **Patent No.:** **US D744,728 S**

(45) **Date of Patent:** **** Dec. 8, 2015**

(54) **SHOE**

(71) Applicant: **Kloeckner Desma Schuhmaschinen GmbH, Achim (DE)**

(72) Inventor: **Uwe Remmele, Bremen (DE)**

(73) Assignee: **Kloeckner Desma Schuhmaschinen GmbH, Achim (DE)**

(**) Term: **14 Years**

(21) Appl. No.: **29/510,937**

(22) Filed: **Dec. 4, 2014**

(30) **Foreign Application Priority Data**

Jun. 30, 2014 (EM) 002493171-0001

(51) **LOC (10) Cl.** **02-04**

(52) **U.S. Cl.**
USPC **D2/908**

(58) **Field of Classification Search**
USPC D2/896, 902, 903, 905, 906, 907, 908,
D2/916, 943, 944, 945, 946, 947, 951, 953,
D2/960, 969, 972, 977
CPC A43B 1/10; A43B 1/14; A43B 5/00;
A43B 5/001; A43B 5/002; A43B 5/003;
A43B 5/006; A43B 5/007; A43B 5/008;
A43B 5/02; A43B 5/025; A43B 5/06; A43B
5/08; A43B 5/10; A43B 5/14; A43B 5/145;
A43B 7/06; A43B 7/08; A43B 7/081; A43B
7/082; A43B 7/084; A43B 7/085; A43B
13/00; A43B 13/02; A43B 13/04

See application file for complete search history.

(56) **References Cited**

U.S. PATENT DOCUMENTS

D47,238	S	*	4/1915	Miler	D2/907
4,222,183	A	*	9/1980	Haddox	36/114
4,584,783	A	*	4/1986	Dobbin	36/50.1
D440,034	S	*	4/2001	Matis	D2/969
D447,620	S	*	9/2001	Matis et al.	D2/970
D447,859	S	*	9/2001	Matis et al.	D2/969
D503,262	S	*	3/2005	Della Valle	D2/907
D503,518	S	*	4/2005	Della Valle	D2/907
D548,443	S	*	8/2007	Teteriatnikov	D2/969
D572,440	S	*	7/2008	Polegato Moretti	D2/907
D593,310	S	*	6/2009	St-Louis et al.	D2/969
D600,898	S	*	9/2009	St-Louis et al.	D2/969
D605,842	S	*	12/2009	Andersen et al.	D2/969
D605,843	S	*	12/2009	Andersen et al.	D2/969
D646,471	S	*	10/2011	Mahoney	D2/907
D651,787	S	*	1/2012	Mahoney	D2/908
D662,695	S	*	7/2012	McVicker et al.	D2/902
D731,765	S	*	6/2015	Opie	D2/944

* cited by examiner

Primary Examiner — Elizabeth J Oswecki

(74) *Attorney, Agent, or Firm* — Collard & Roe, P.C.

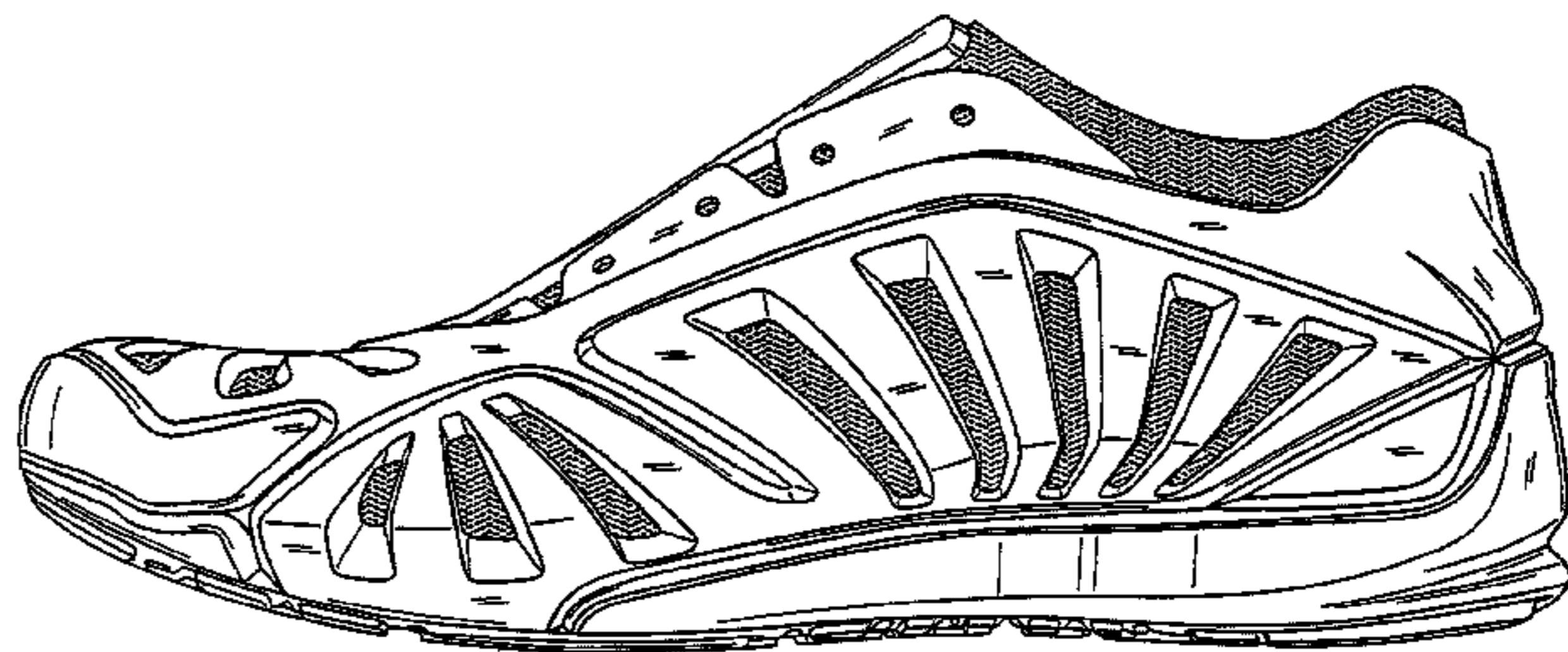
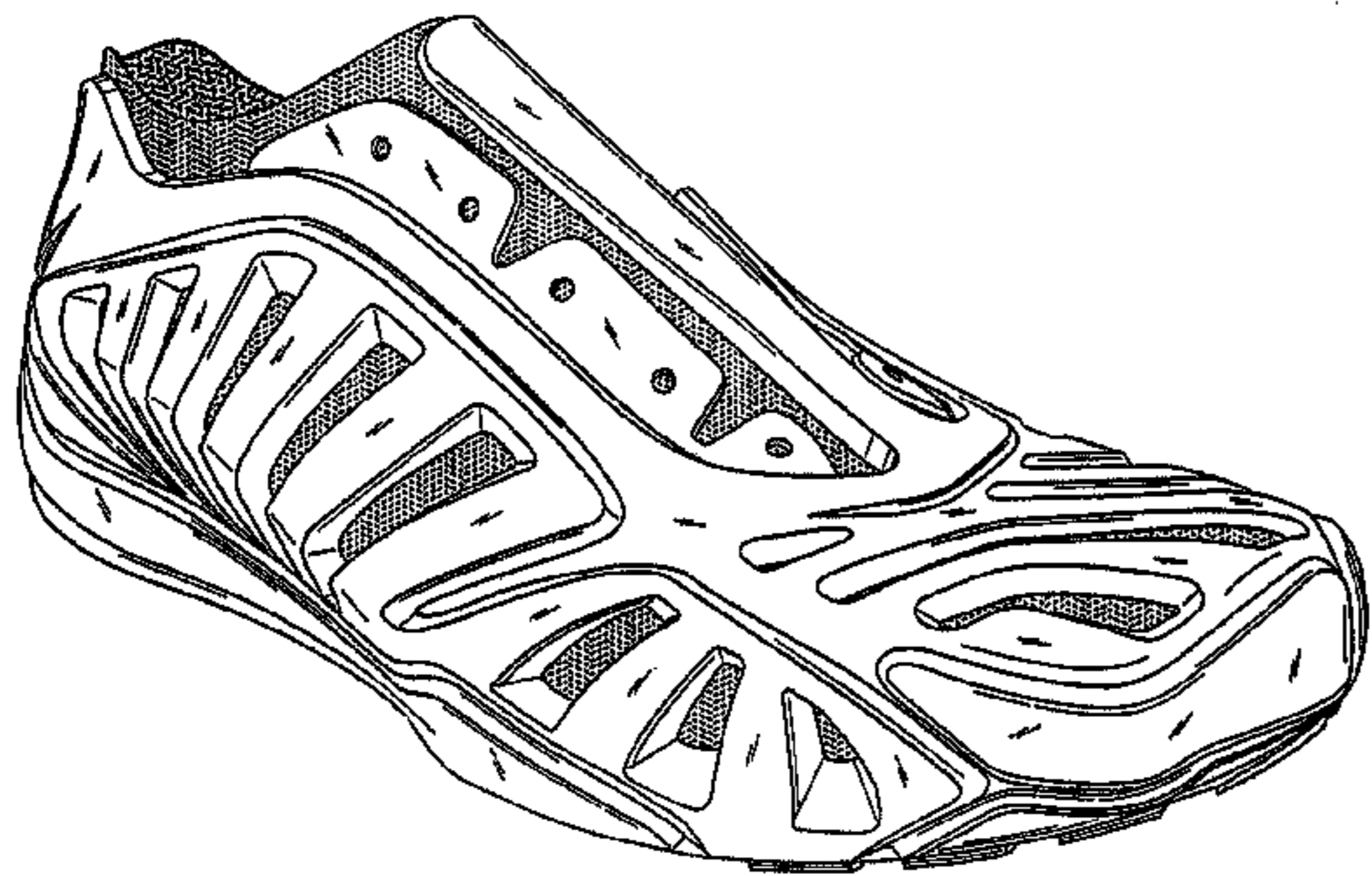
(57) **CLAIM**

The ornamental design for a shoe, as shown and described.

DESCRIPTION

FIG. 1 is a front, right side and top perspective view of a shoe, showing my new design;
FIG. 2 is a left side view thereof;
FIG. 3 is a right side view thereof;
FIG. 4 is front view thereof;
FIG. 5 is a rear view thereof;
FIG. 6 is a top view thereof; and,
FIG. 7 is a bottom view thereof.

1 Claim, 4 Drawing Sheets



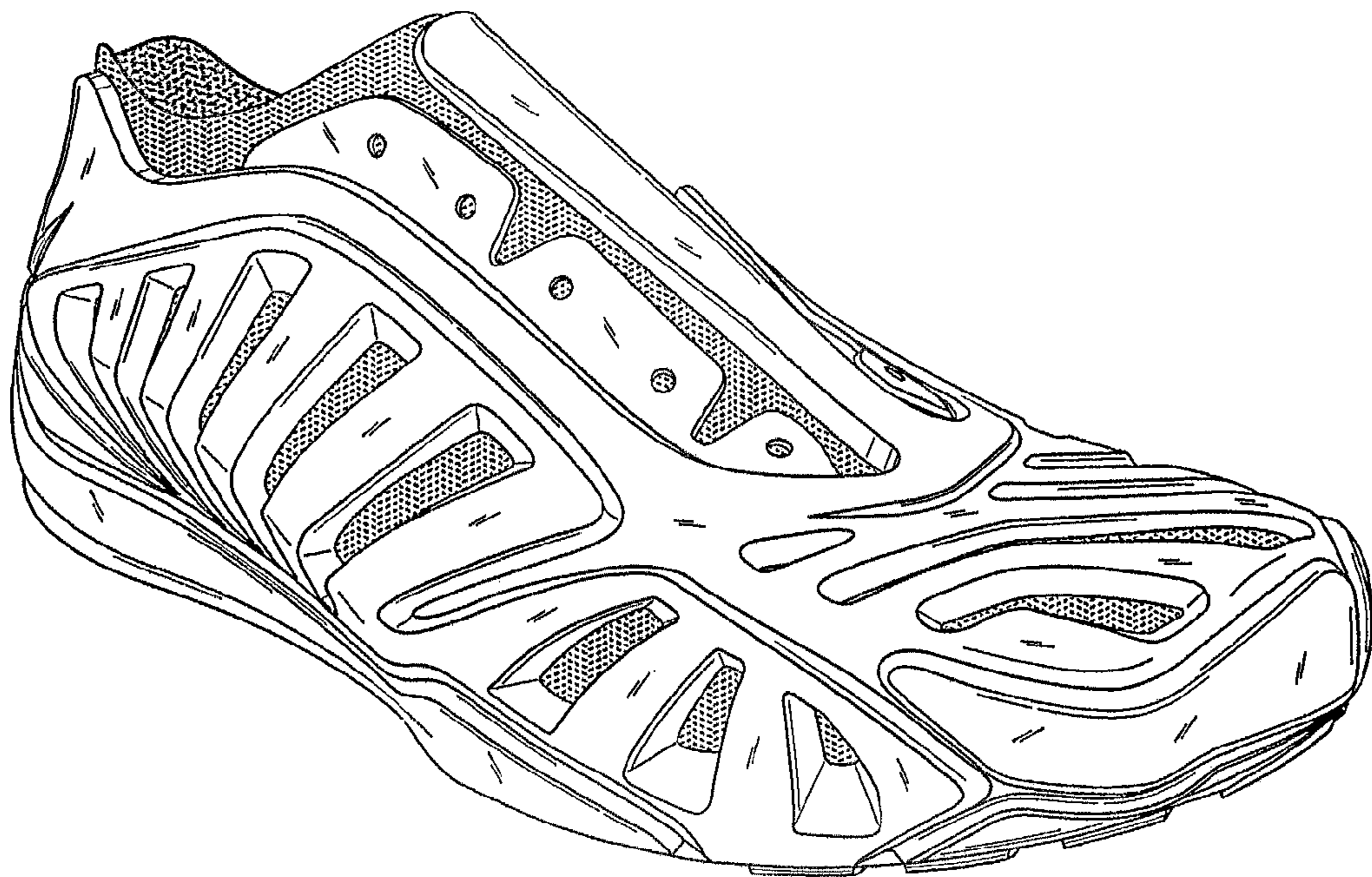


FIG. 1

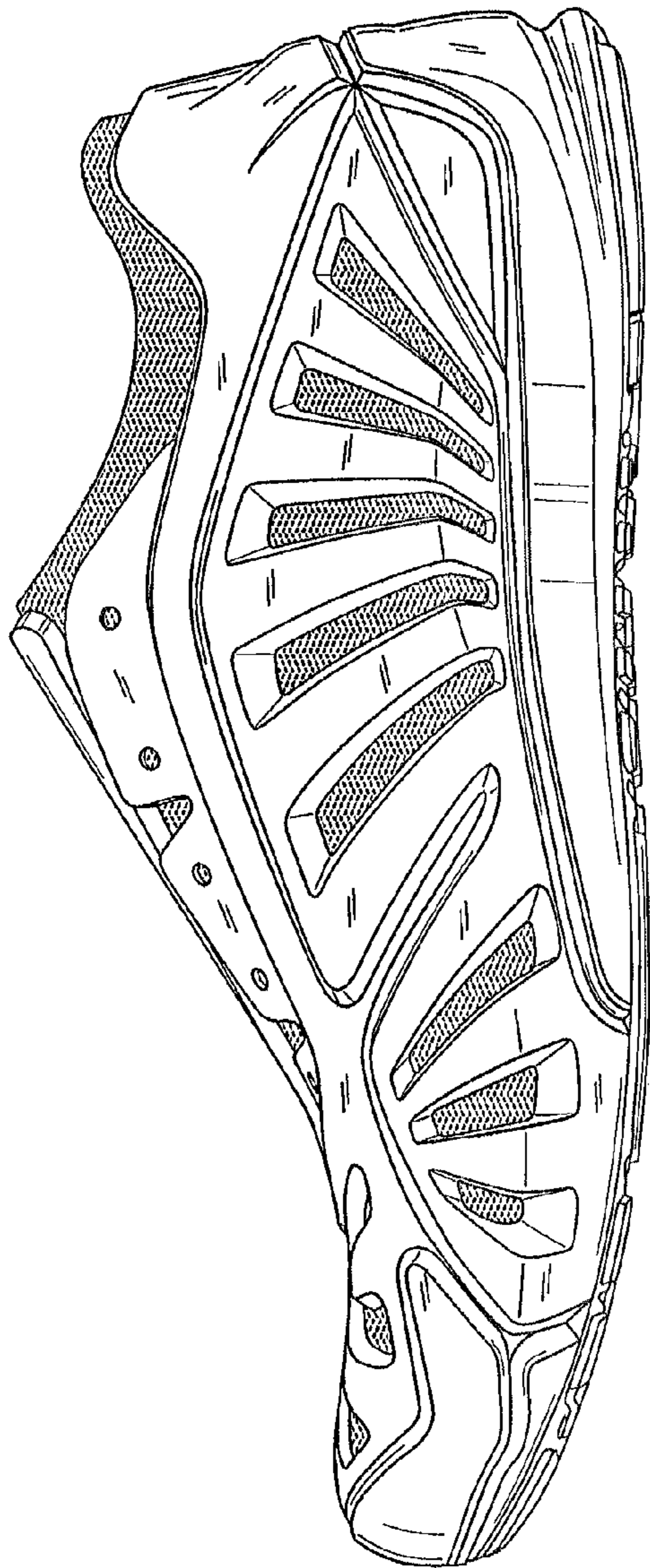


FIG. 2

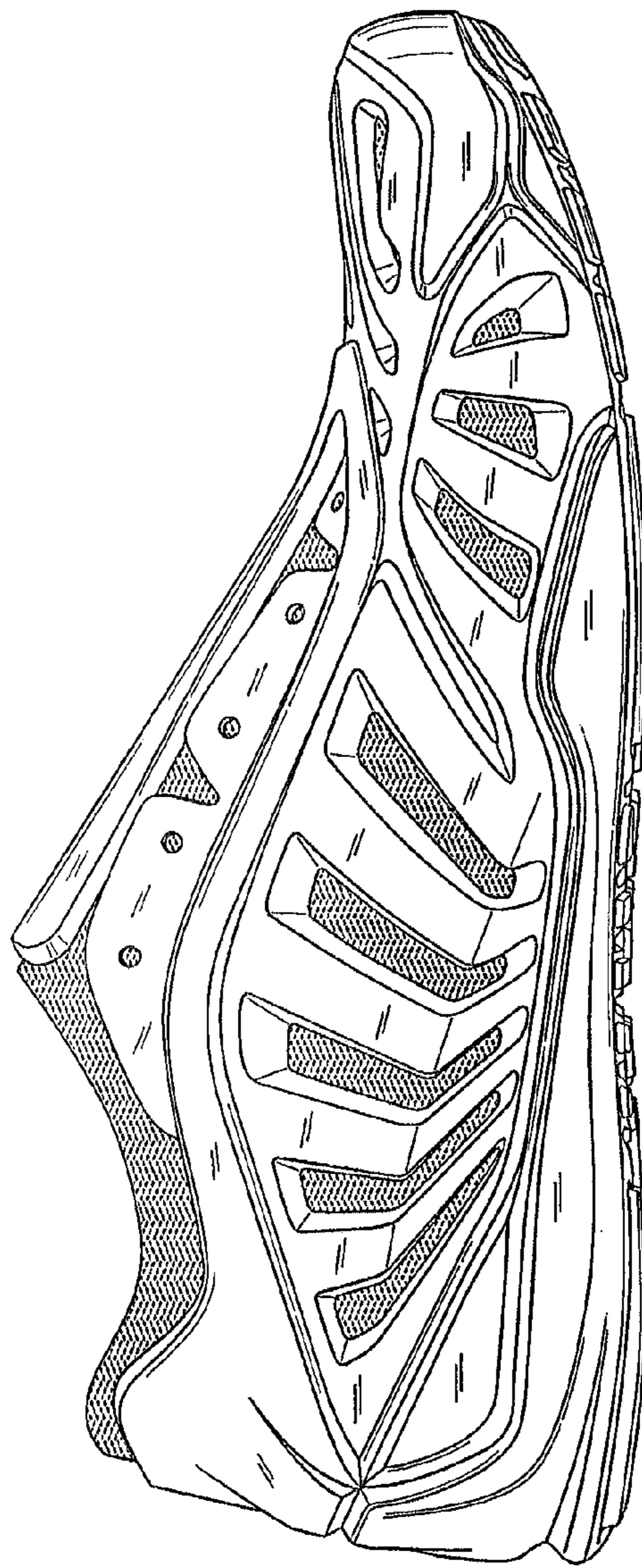


FIG. 3

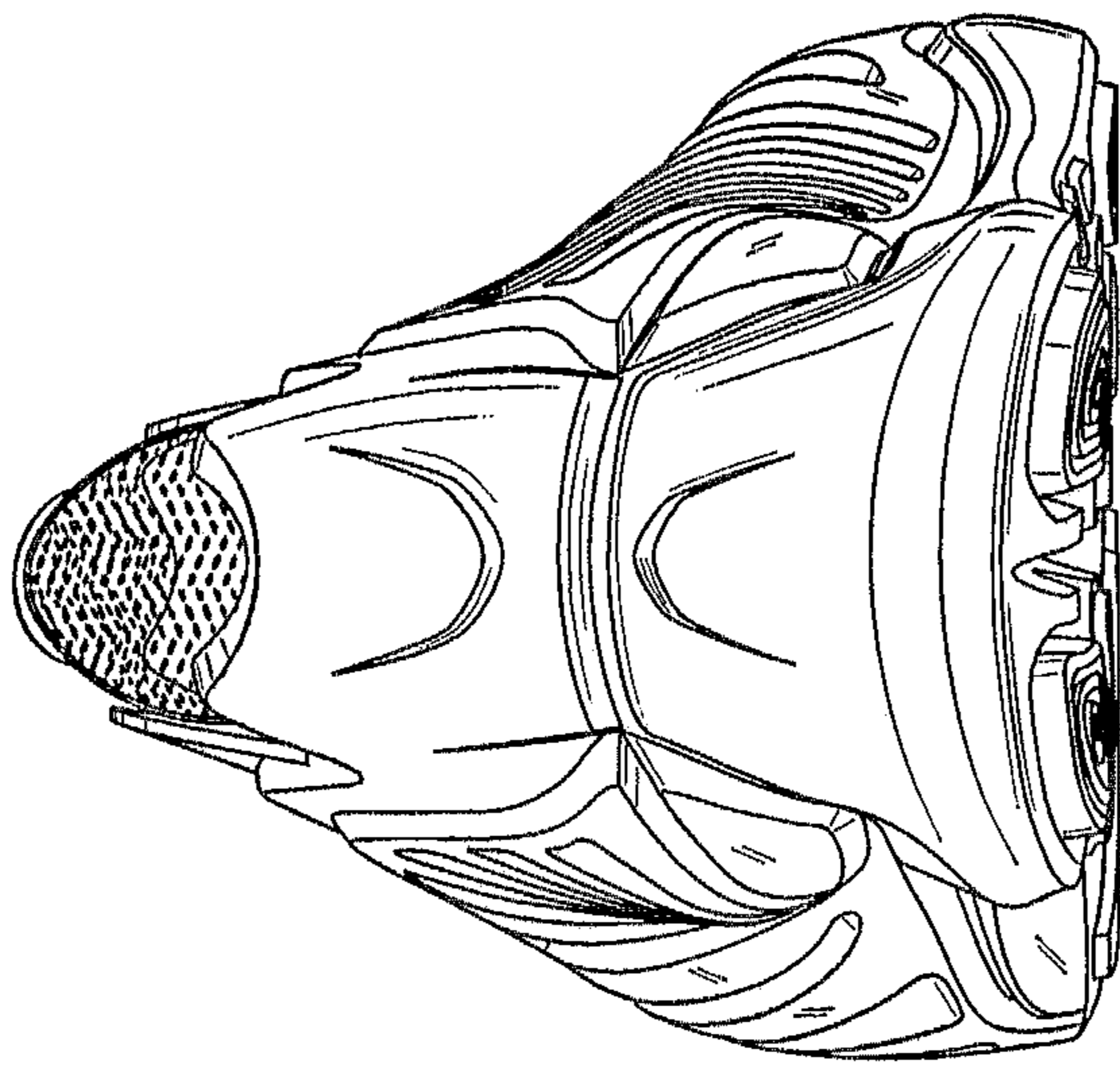


FIG. 5

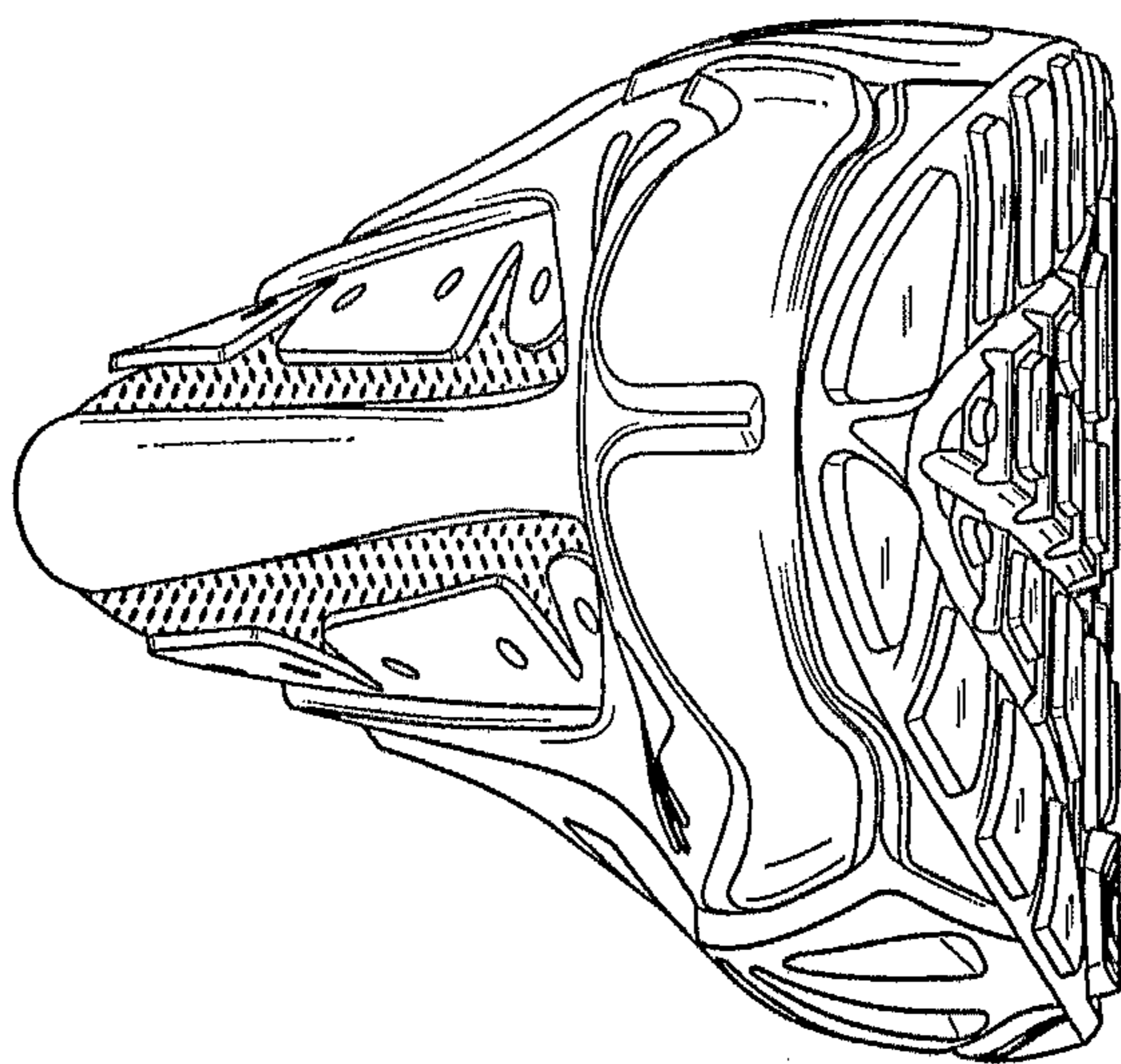


FIG. 4

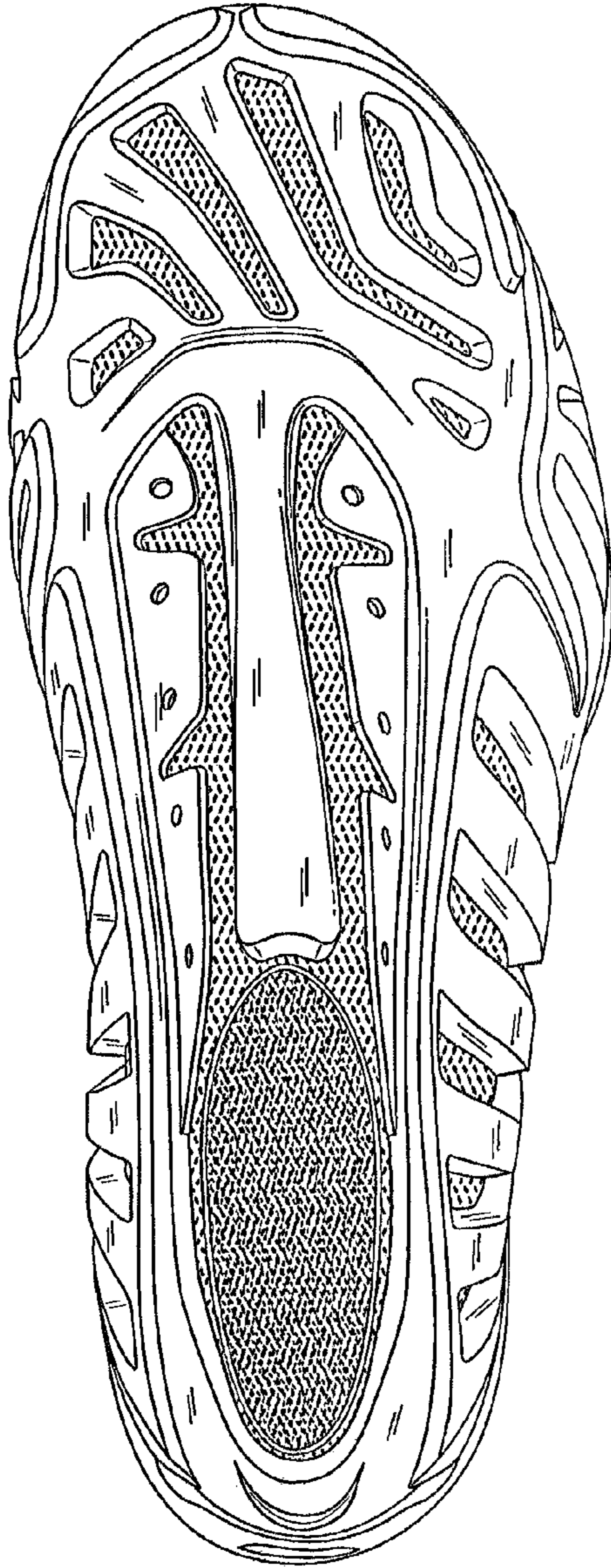


FIG. 6

FIG. 7

