



US00D744716S

(12) **United States Design Patent**
Rogers et al.

(10) **Patent No.:** **US D744,716 S**

(45) **Date of Patent:** **** Dec. 8, 2015**

(54) **ROOT VEGETABLE PRODUCT**

(71) Applicant: **McCain Foods Limited**,
Florenceville-Bristol (CA)

(72) Inventors: **David M. Rogers**, Woodstock (CA);
John Aikens, New Maryland (CA)

(73) Assignee: **MCCAIN FOODS LIMITED**,
Florenceville-Bristol (CA)

(**) Term: **14 Years**

(21) Appl. No.: **29/489,737**

(22) Filed: **May 2, 2014**

(51) **LOC (10) Cl.** **01-01**

(52) **U.S. Cl.**
USPC **D1/125**

(58) **Field of Classification Search**
USPC D1/100–130, 199; D7/504, 509, 510,
D7/523, 524, 555, 566, 568, 584–587, 602,
D7/672, 300.1; D21/386, 672, 803, 821;
D19/91; 426/92, 94, 95, 99, 101,
426/138–139, 143, 279, 282, 283, 391,
426/514; D11/146, 151, 154, 78, 131, 141,
D11/152; D14/480.5, 484.1; D25/119, 121,
D25/126; D30/160; 220/566; D34/28, 29
CPC A21D 13/0029; A21D 13/0074; A21D
13/0022; A21D 13/0006; A23L 1/1641;
A23L 1/005

See application file for complete search history.

(56) **References Cited**

U.S. PATENT DOCUMENTS

2,874,048	A *	2/1959	Walldov	426/1
4,219,575	A *	8/1980	Saunders et al.	426/242
4,235,941	A *	11/1980	Coats	426/646
D272,009	S *	1/1984	Zonnenberg	D1/199
D293,040	S *	12/1987	Gagliardi, Jr.	D1/125
D563,468	S *	3/2008	Mattson et al.	D8/318
7,811,615	B2 *	10/2010	Fein et al.	426/144
D640,036	S *	6/2011	Walker et al.	D1/125
D679,476	S *	4/2013	Barber et al.	D1/125
D688,437	S *	8/2013	Walker et al.	D1/125
D714,517	S *	10/2014	Rogers et al.	D1/125
D720,916	S *	1/2015	Rogers et al.	D1/125
2008/0038412	A1 *	2/2008	Guilloteau et al.	426/104

* cited by examiner

Primary Examiner — Deanna L Pratt

Assistant Examiner — Katie Mroczka

(74) *Attorney, Agent, or Firm* — Bereskin & Parr LLP/
S.E.N.C.R.L., s.r.l.

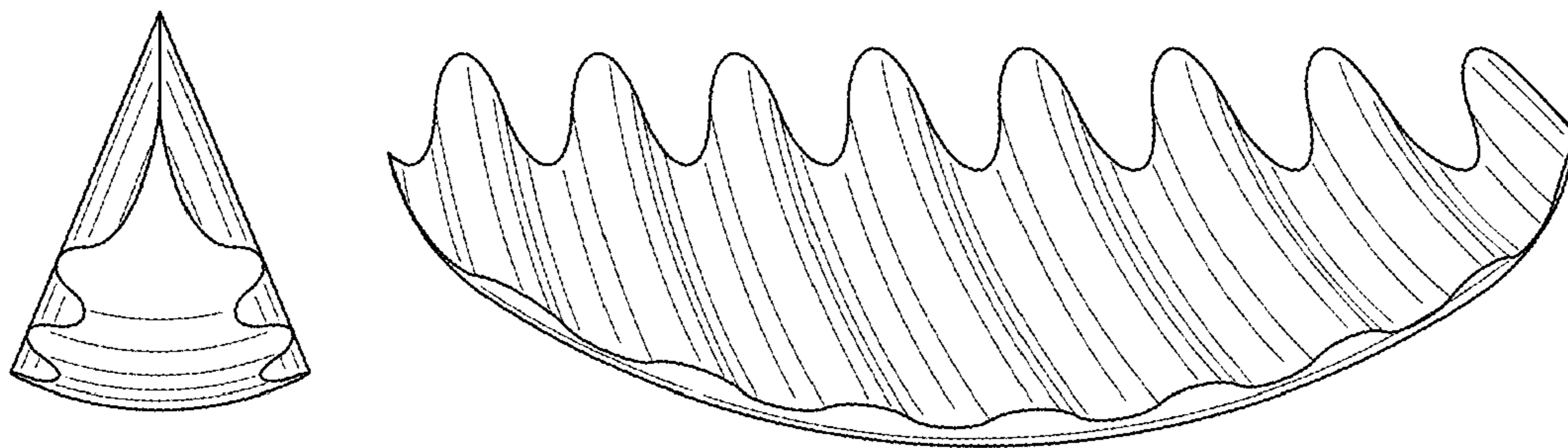
(57) **CLAIM**

We claim the ornamental design for a root vegetable product,
as shown and described.

DESCRIPTION

FIG. 1 is a front perspective view of the root vegetable prod-
uct in accordance with our new design;
FIG. 2 is a left side view thereof;
FIG. 3 is a front view thereof;
FIG. 4 is a right side view thereof;
FIG. 5 is a rear view thereof;
FIG. 6 is a top plan view thereof; and,
FIG. 7 is a bottom view thereof.

1 Claim, 2 Drawing Sheets



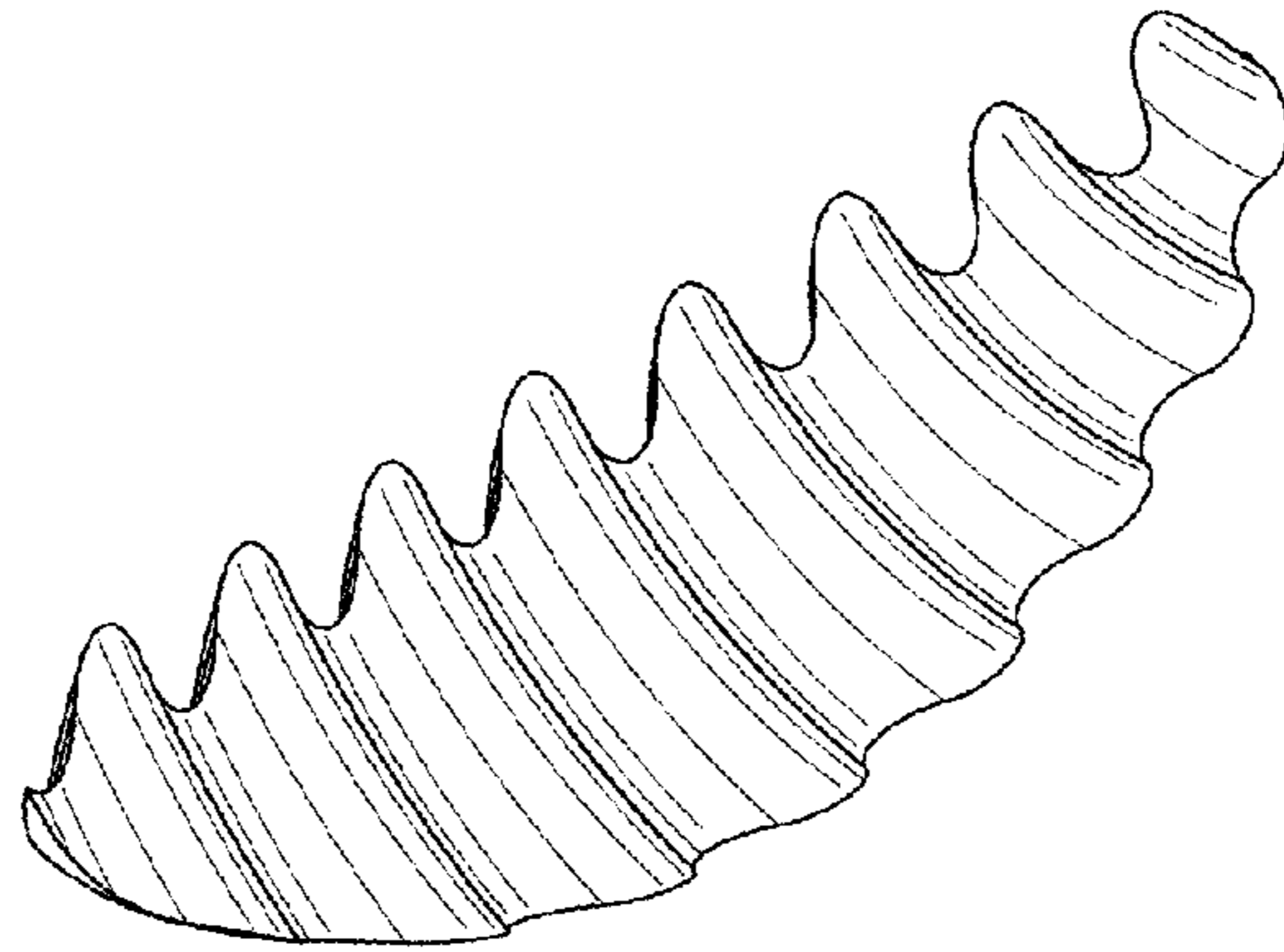


FIG. 1

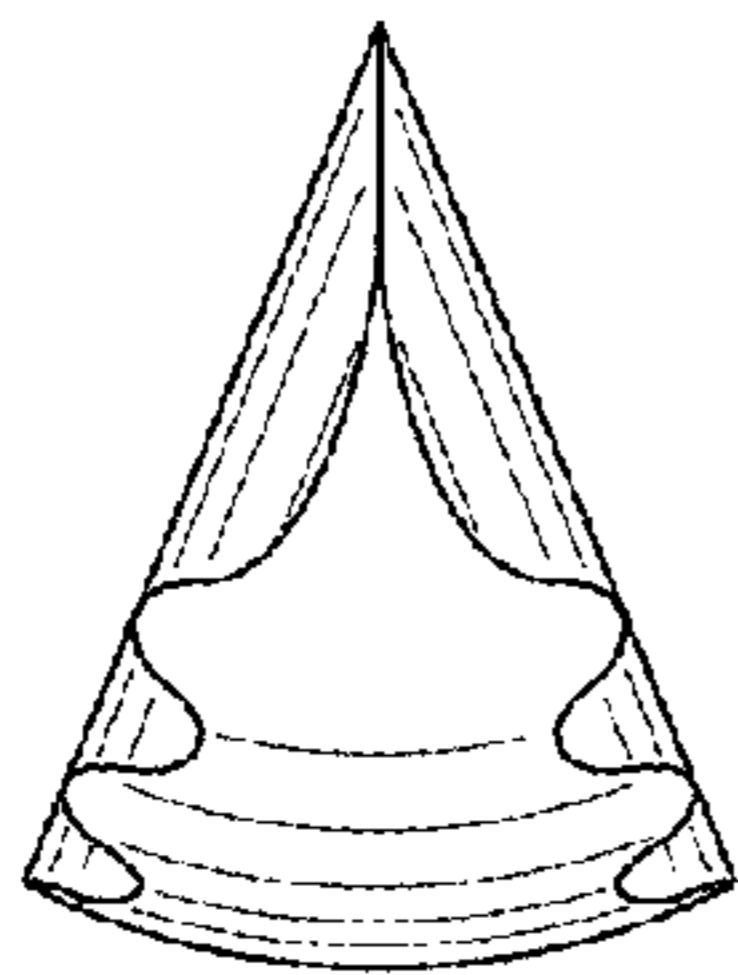


FIG. 2

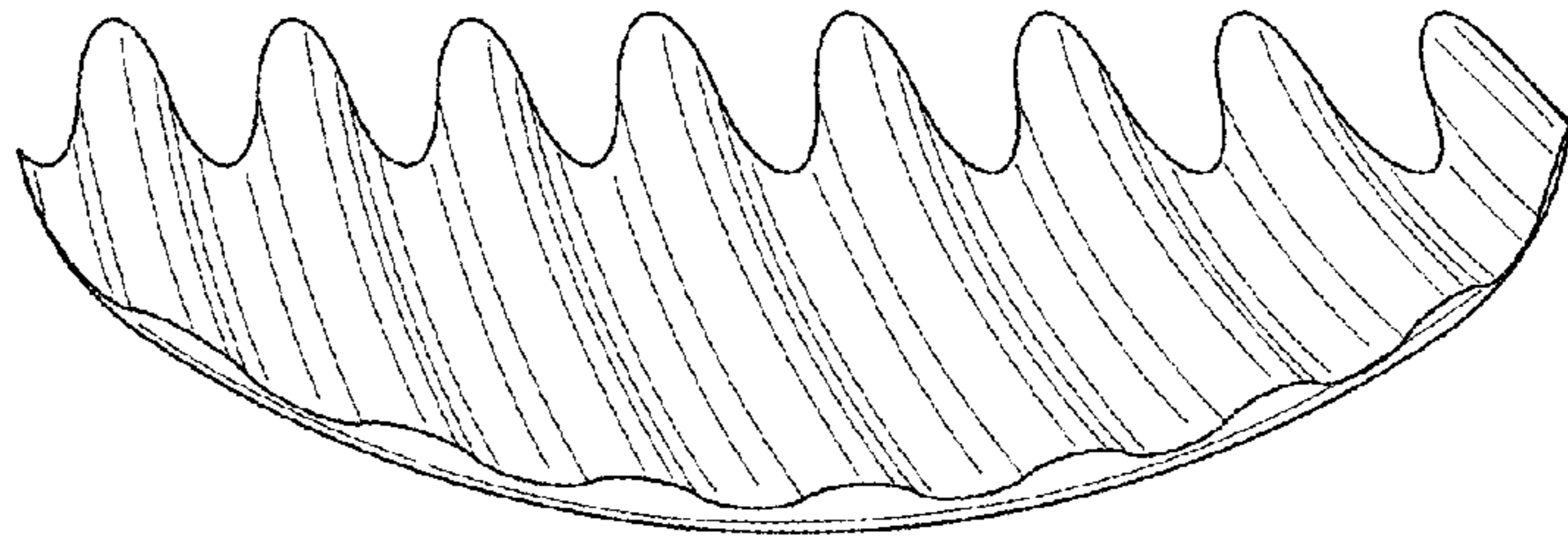


FIG. 3

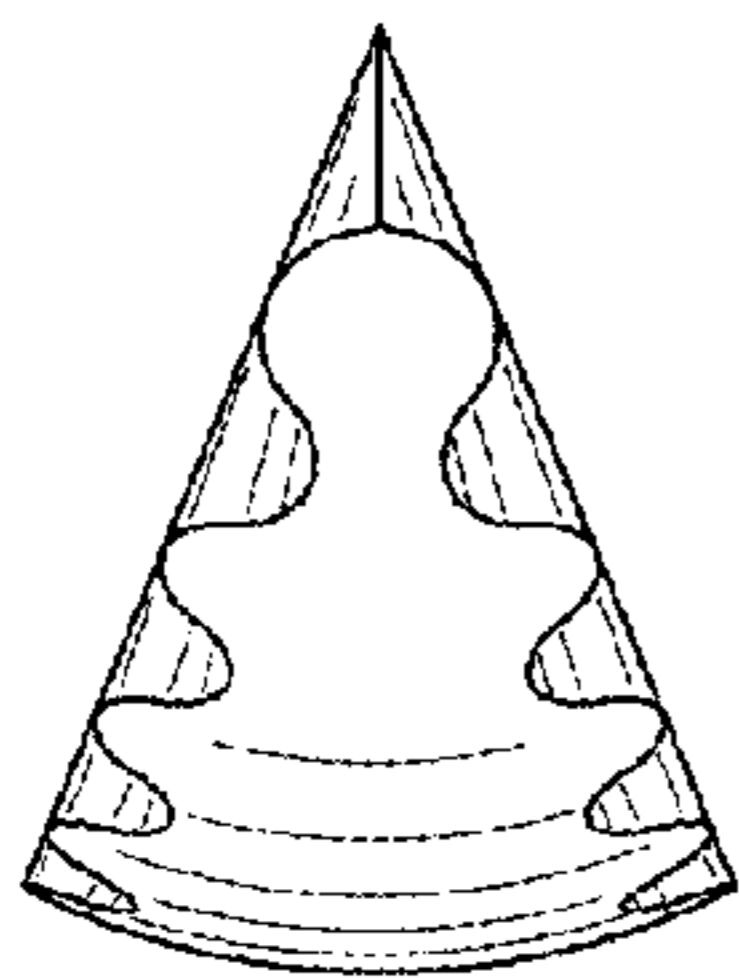


FIG. 4

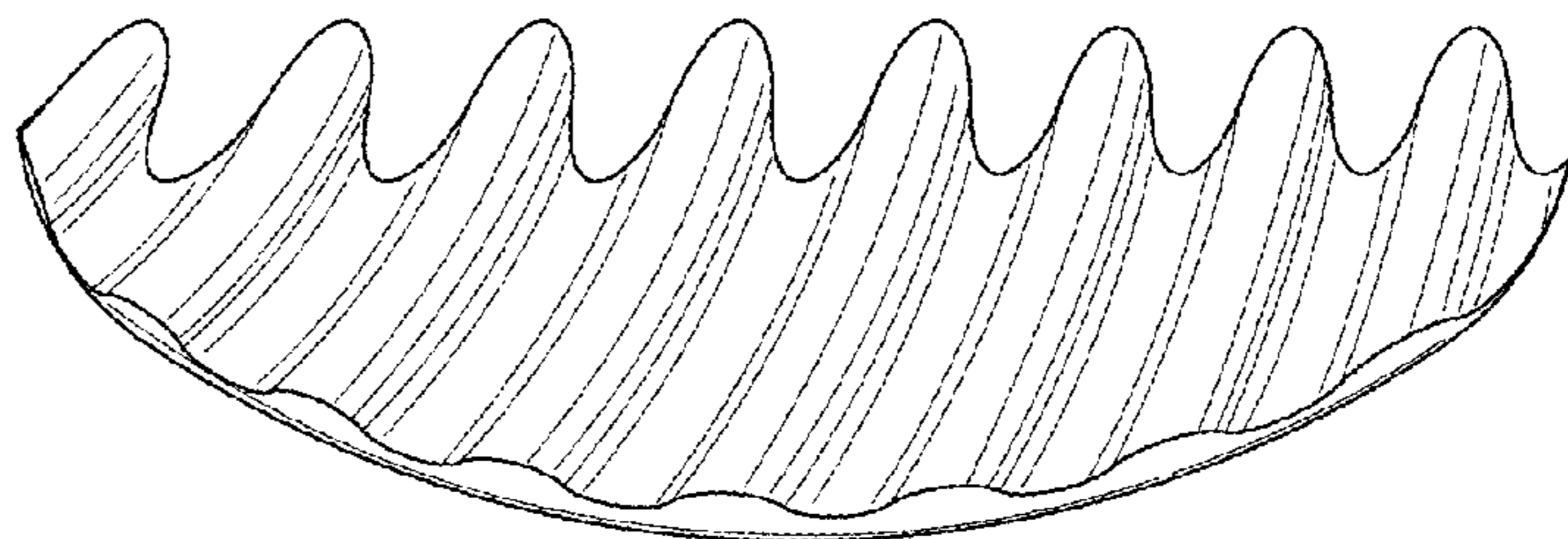


FIG. 5

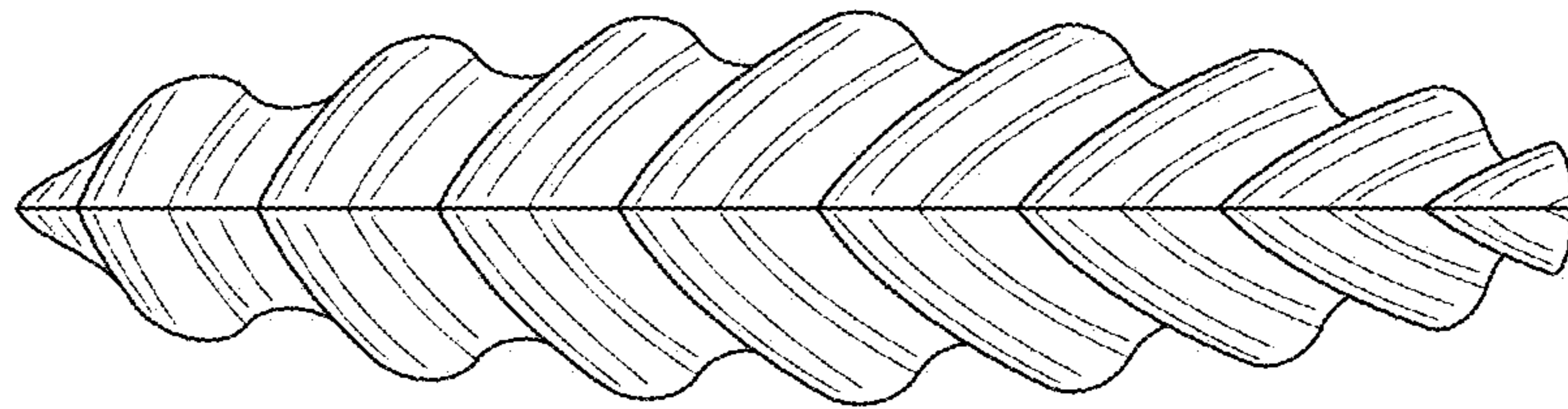


FIG. 6

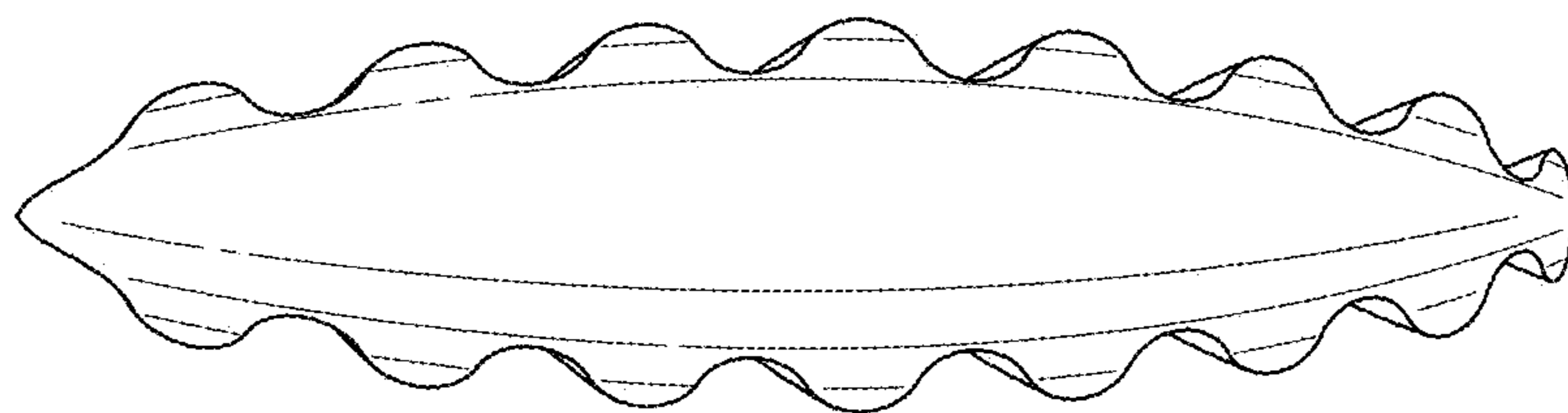


FIG. 7