



US00D744668S

(12) **United States Design Patent**  
**Meyers**

(10) **Patent No.:** **US D744,668 S**  
(45) **Date of Patent:** **\*\* Dec. 1, 2015**

- (54) **SIDEWALK TILE**
- (71) Applicant: **TUF-TITE, INC.**, Lake Zurich, IL (US)
- (72) Inventor: **Theodore W. Meyers**, Barrington, IL (US)
- (73) Assignee: **TUF-TITE, INC.**, Lake Zurich, IL (US)
- (\*\*) Term: **14 Years**
- (21) Appl. No.: **29/479,189**
- (22) Filed: **Jan. 13, 2014**

D532,122	S	11/2006	Shuman et al.
7,142,095	B1	11/2006	Grayson
7,182,548	B1	2/2007	Womack
7,223,048	B1	5/2007	Greer et al.
7,249,911	B2	7/2007	Hyams
D556,921	S	12/2007	Arden
7,674,066	B2	3/2010	Wehmeyer
7,779,581	B2	8/2010	Flaherty et al.
8,028,491	B2	10/2011	Flaherty et al.
D679,031	S *	3/2013	Amend ..... D25/163
2003/0084523	A1	5/2003	Szekely
2006/0039752	A1	2/2006	Hyams
2006/0210766	A1	9/2006	Press et al.
2006/0245827	A1	11/2006	Rydin et al.
2007/0092335	A1	4/2007	Wehmeyer
2007/0196169	A1	8/2007	Logan et al.
2007/0201949	A1	8/2007	Veldboom et al.
2008/0008526	A1	1/2008	Boghossian
2010/0313502	A1	12/2010	Flaherty et al.
2012/0017823	A1	1/2012	Flaherty et al.
2012/0124936	A1	5/2012	Flaherty et al.

**Related U.S. Application Data**

- (60) Division of application No. 29/459,722, filed on Jul. 2, 2013, now Pat. No. Des. 700,369, which is a division of application No. 29/439,118, filed on Dec. 6, 2012, now Pat. No. Des. 691,743, which is a continuation of application No. 13/349,309, filed on Jan. 12, 2012, now Pat. No. 8,920,066.

- (51) **LOC (10) Cl.** ..... **25-01**
- (52) **U.S. Cl.**  
USPC ..... **D25/163**
- (58) **Field of Classification Search**  
USPC ..... D25/163  
CPC ..... E01C 15/00; E01C 5/22; E01C 5/18;  
E01C 5/20; E01C 7/35  
See application file for complete search history.

(56) **References Cited**

**U.S. PATENT DOCUMENTS**

4,080,087	A	3/1978	Phillips
5,281,459	A	1/1994	Van Eijck
5,303,669	A	4/1994	Szekely
5,328,293	A	7/1994	Keefe
5,499,888	A *	3/1996	Hawkes ..... 404/19
5,775,835	A	7/1998	Szekely
6,074,127	A *	6/2000	Suetsugu ..... 404/36
D462,791	S	9/2002	Sweeting-McCombs et al.
6,951,435	B1	10/2005	Fennessy, Sr.
6,971,818	B1	12/2005	Schabacker
7,001,103	B2	2/2006	Sippola

**FOREIGN PATENT DOCUMENTS**

CA	2032532	A1	12/1991
CA	2070984	A1	6/1992
CA	2092367	A1	9/1994

**OTHER PUBLICATIONS**

Engineered Plastics, Inc.'s Drawing No. ADA-C-1212 published on Engineered Plastics' website at least as early as May 2001.  
Engineered Plastics, Inc.'s Drawing No. ADA-P044-BA4-24M published on Engineered Plastics' website at least as early as May 2001.

\* cited by examiner

*Primary Examiner* — Doris Clark

(74) *Attorney, Agent, or Firm* — Marshall, Gerstein & Borun LLP

(57) **CLAIM**

The ornamental design for a portion of a sidewalk tile, as shown and described.

**DESCRIPTION**

FIG. 1 is a front view of a portion of a sidewalk tile;  
FIG. 2 is a side view of the portion of a sidewalk tile shown in FIG. 1;

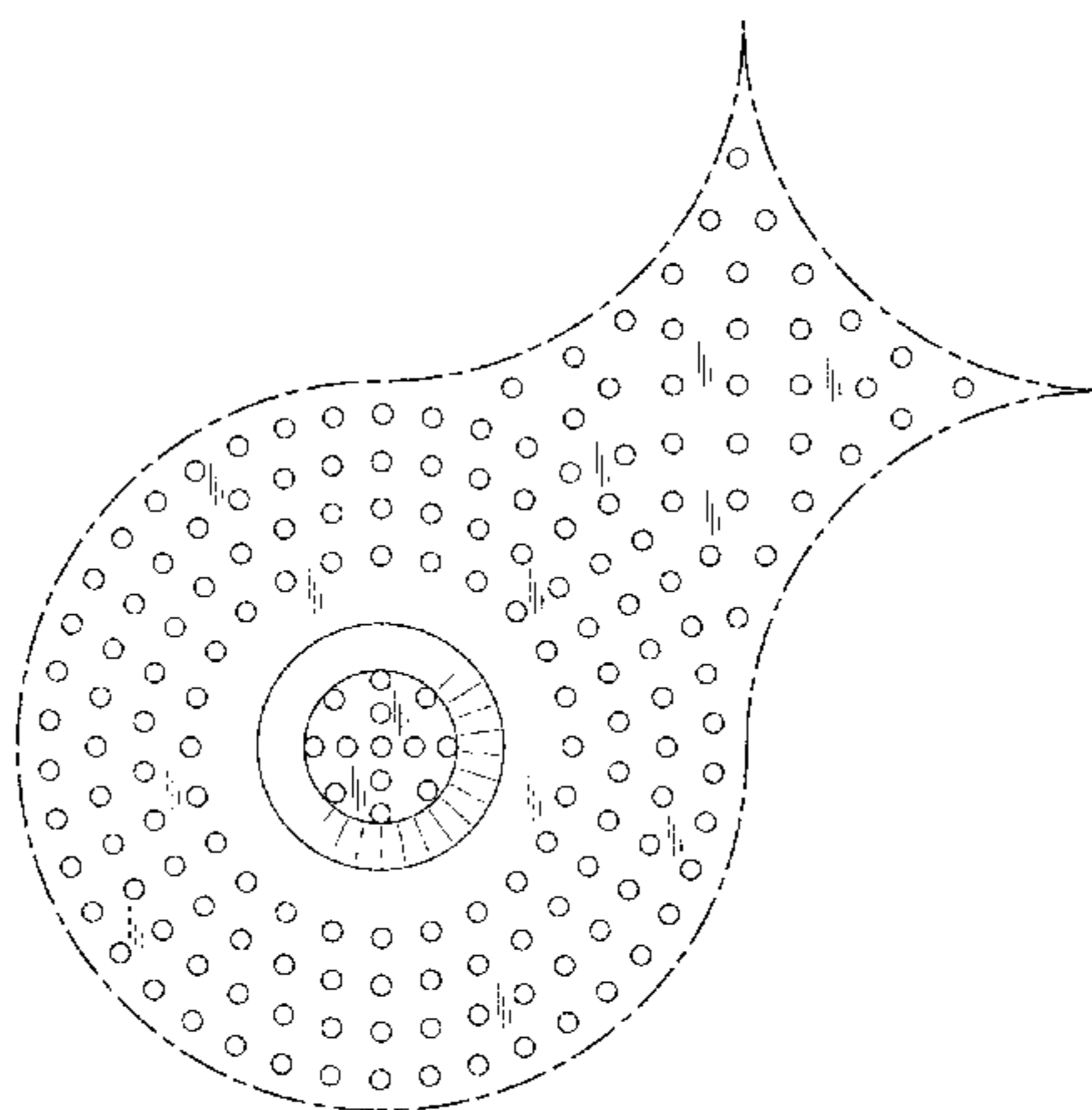


FIG. 3 is a front perspective view of the portion of a sidewalk tile of FIG. 1;

FIG. 4 is a rear view of the portion of a sidewalk tile of FIG. 1;

FIG. 5 is a front view of a portion of a sidewalk tile, the illustrated portion of a sidewalk tile being a second embodiment of my new design;

FIG. 6 is a bottom view of the portion of a sidewalk tile of FIG. 5;

FIG. 7 is a front view of a portion of a sidewalk tile, the illustrated portion of a sidewalk tile being a third embodiment of my new design;

FIG. 8 is a bottom view of the portion of a sidewalk tile shown in FIG. 7;

FIG. 9 is a front view of a portion of a sidewalk tile, the illustrated portion of a sidewalk tile being a fourth embodiment of my new design;

FIG. 10 is a bottom view of a portion of a sidewalk tile shown in FIG. 9;

FIG. 11 is an enlarged bottom view of a portion of a sidewalk tile shown in FIG. 7;

FIG. 12 is a front view showing a fifth embodiment of my new design for a portion of a sidewalk tile, which differs from the first embodiment in that elements on a top surface of each truncated dome of the sidewalk tile is illustrated in broken lines;

FIG. 13 is a bottom view of the portion of a sidewalk tile of FIG. 12;

FIG. 14 is a front perspective view of the portion of a sidewalk tile of FIG. 12;

FIG. 15 is a rear view of the portion of a sidewalk tile of FIG. 12;

FIG. 16 is a front view of a portion of a sidewalk tile, the illustrated portion of a sidewalk tile being a sixth embodiment of my new design;

FIG. 17 is a bottom view of the portion of a sidewalk tile of FIG. 16;

FIG. 18 is a front view of a portion of a sidewalk tile, the illustrated portion of a sidewalk tile being a seventh embodiment of my new design;

FIG. 19 is a bottom view of a portion of a sidewalk tile of FIG. 18;

FIG. 20 is a front view of a portion of a sidewalk tile, the illustrated portion of a sidewalk tile being an eighth embodiment of my new design;

FIG. 21 is a bottom view of a portion of a sidewalk tile of FIG. 20;

FIG. 22 is a front view of a portion of a sidewalk tile, the illustrated portion of a sidewalk tile being a ninth embodiment of my new design; and,

FIG. 23 is a bottom view of a portion of a sidewalk tile of FIG. 22.

The broken lines in the FIGURES form no part of the claimed design.

**1 Claim, 15 Drawing Sheets**

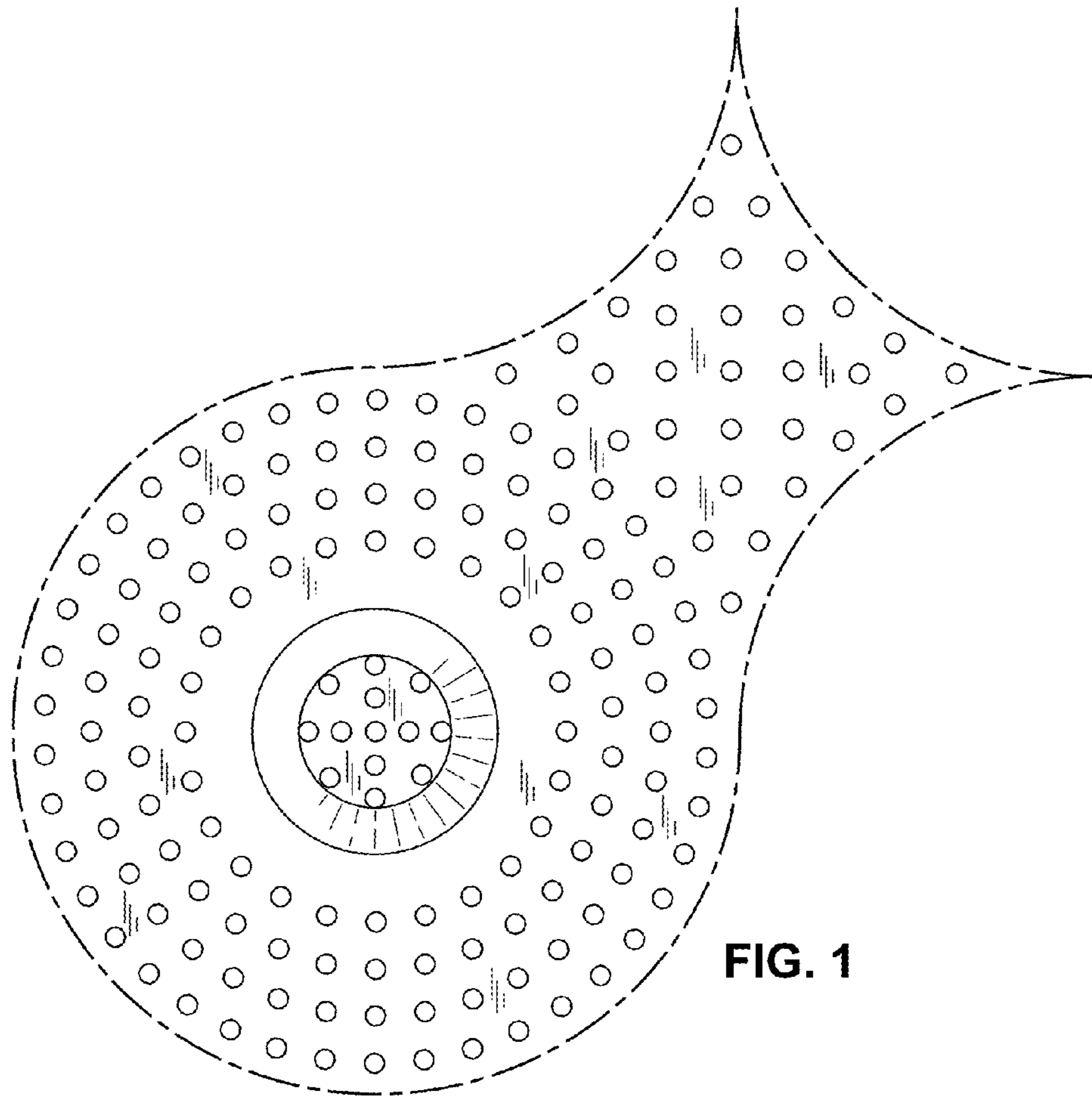


FIG. 1




FIG. 2



FIG. 3




FIG. 4




FIG. 5

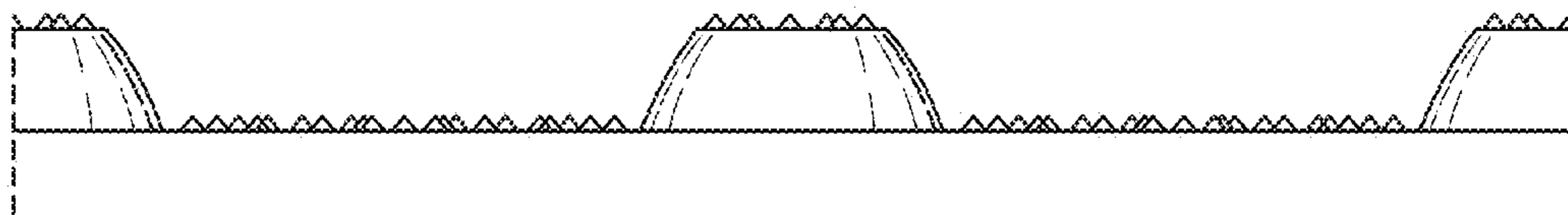


FIG. 6

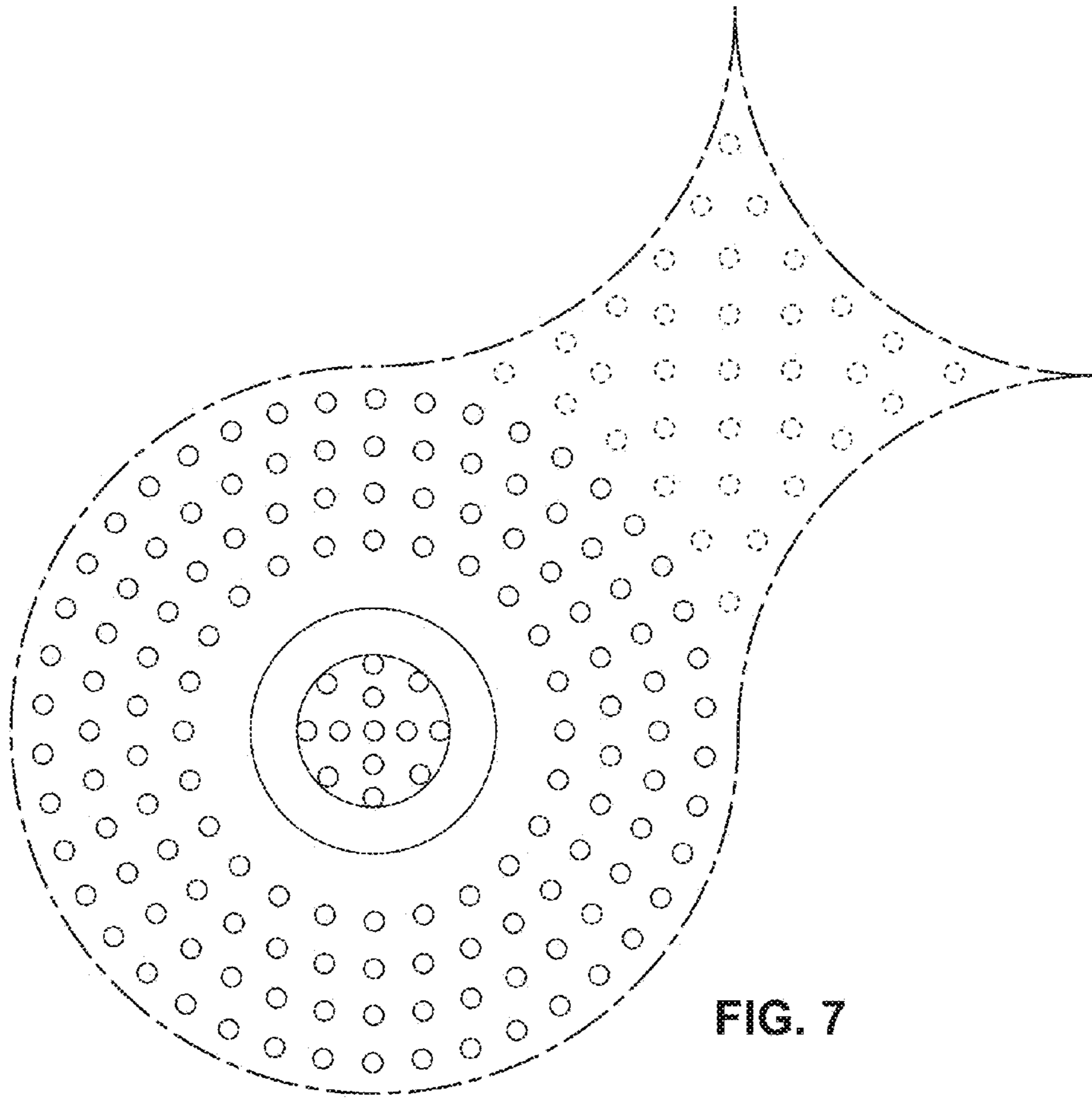


FIG. 7

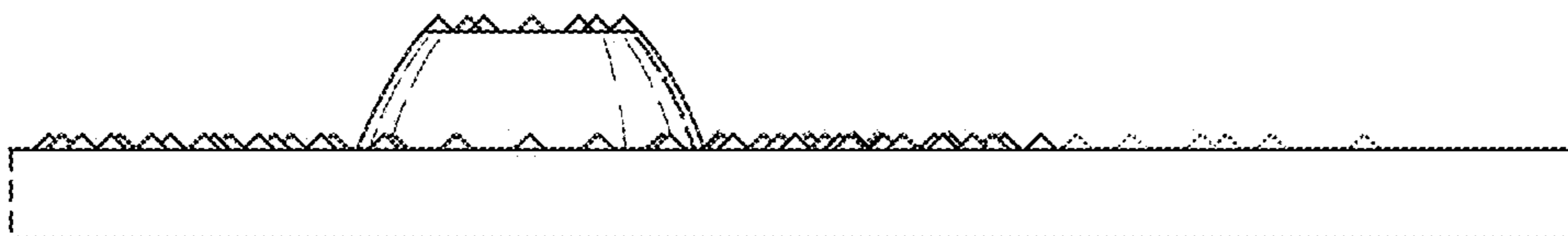


FIG. 8

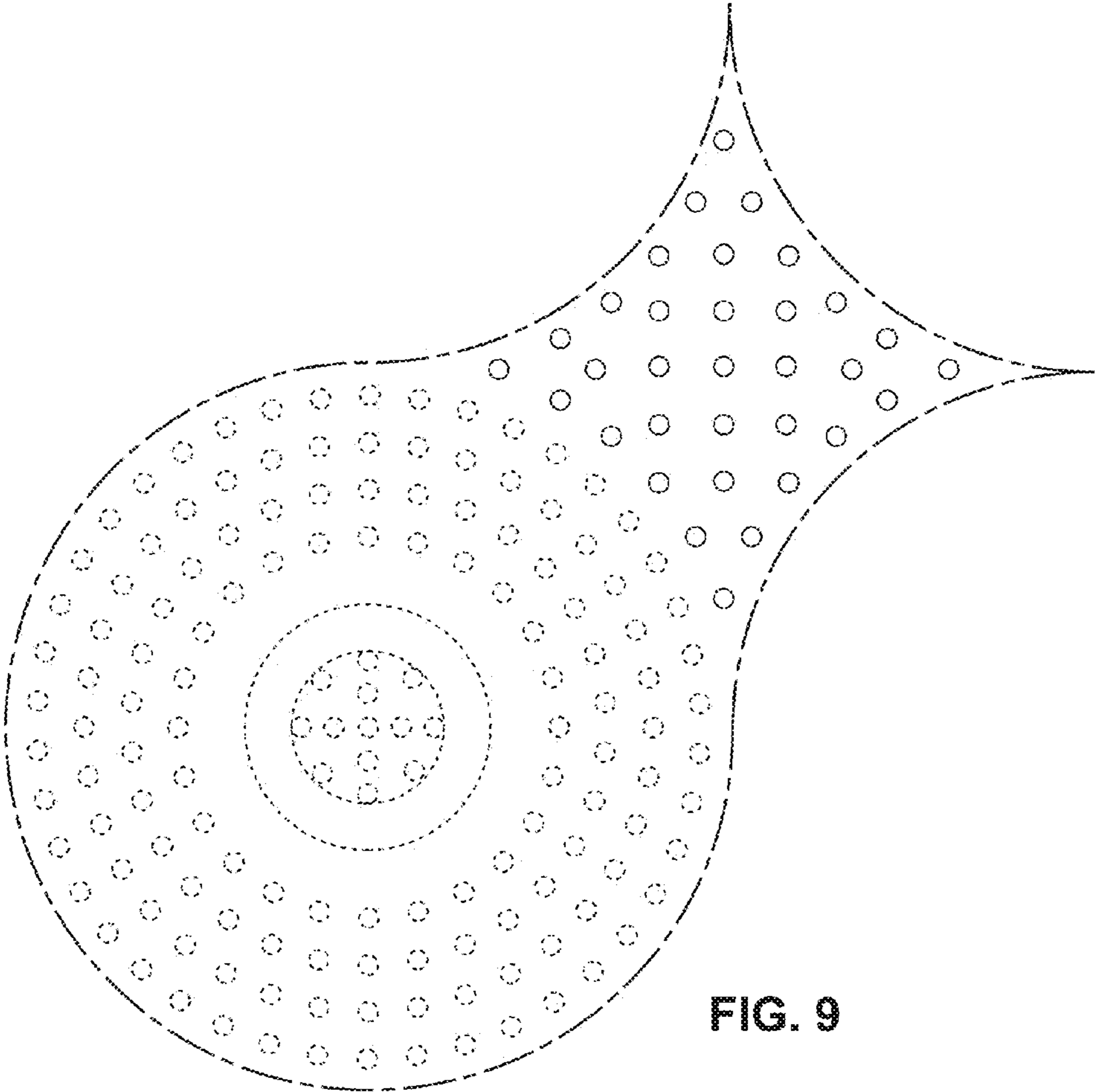


FIG. 9



FIG. 10



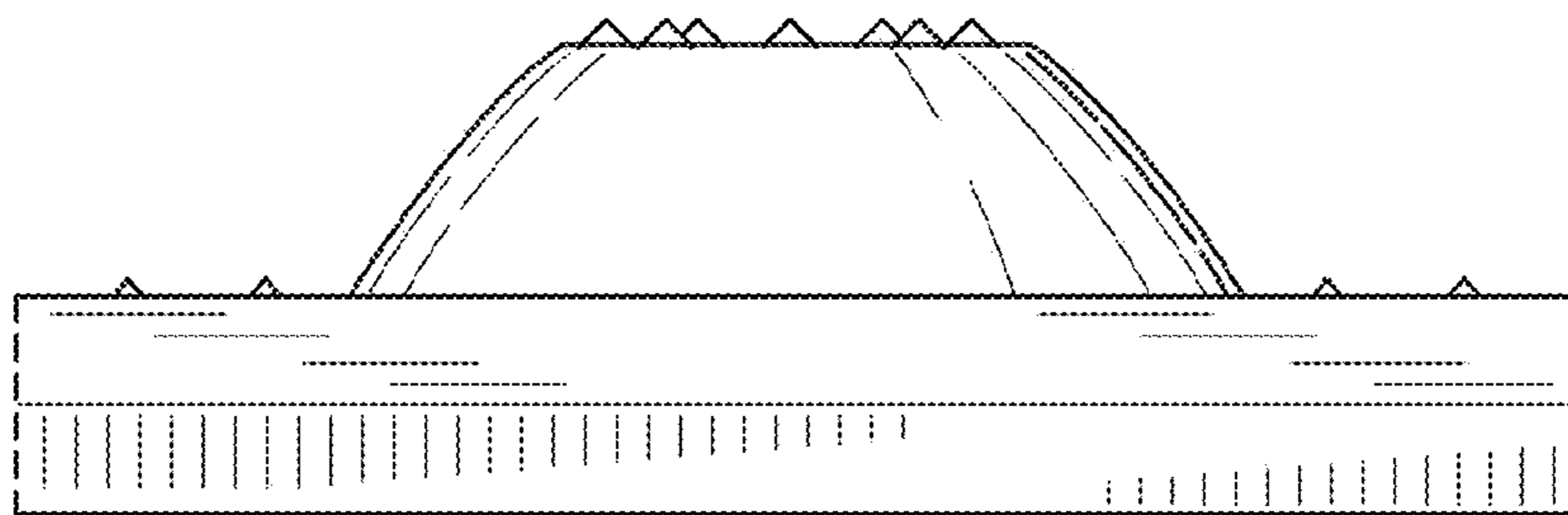


FIG. 11




FIG. 12

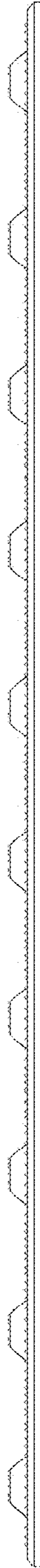


FIG. 13



FIG. 14




FIG. 15




FIG. 16

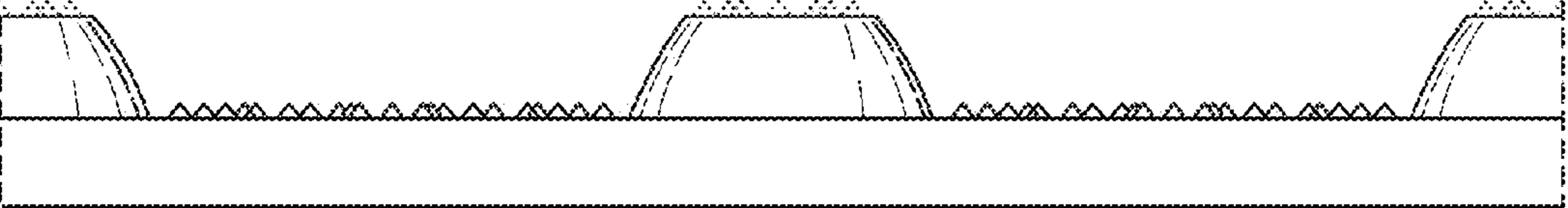


FIG. 17

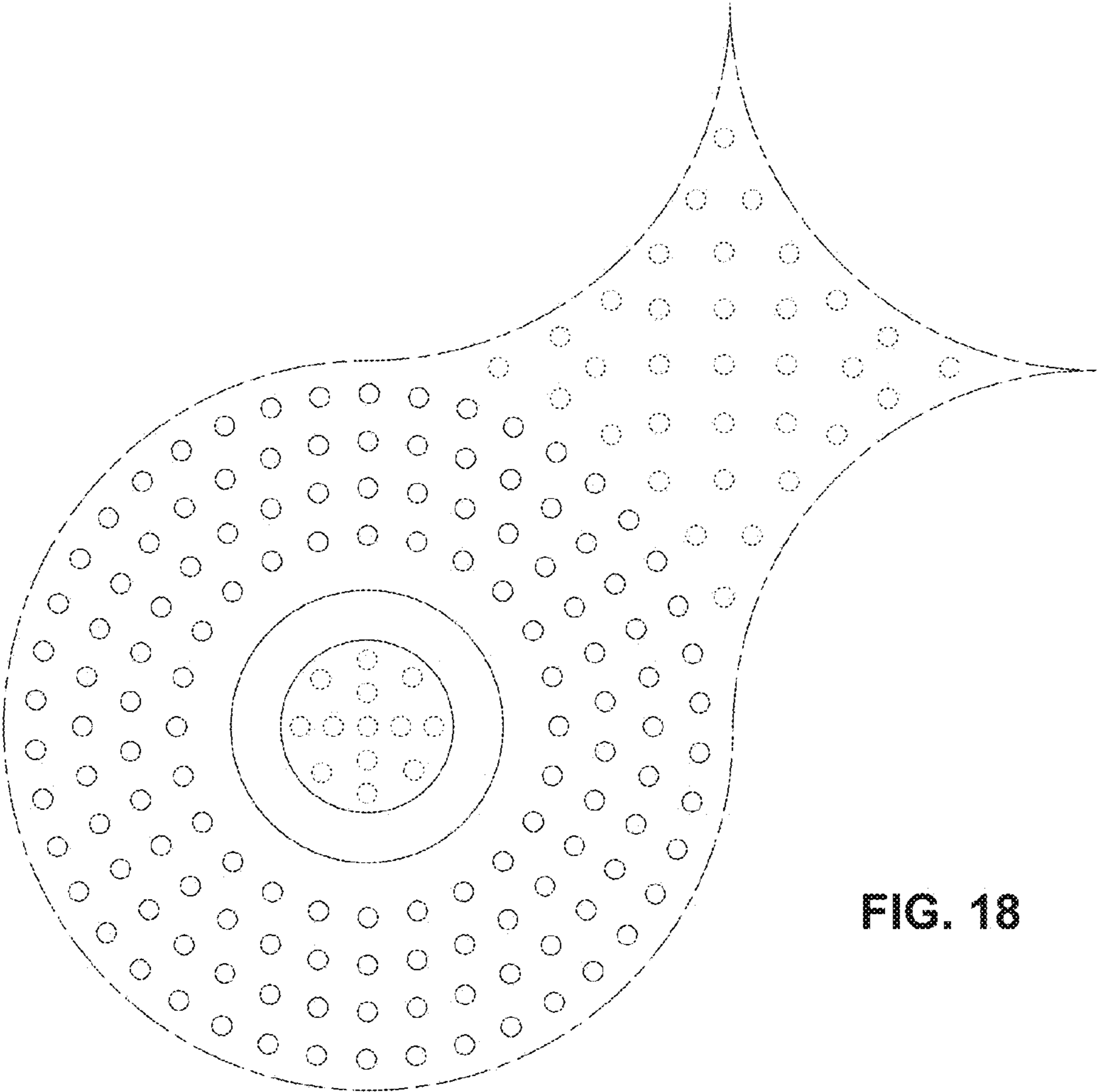


FIG. 18



FIG. 19

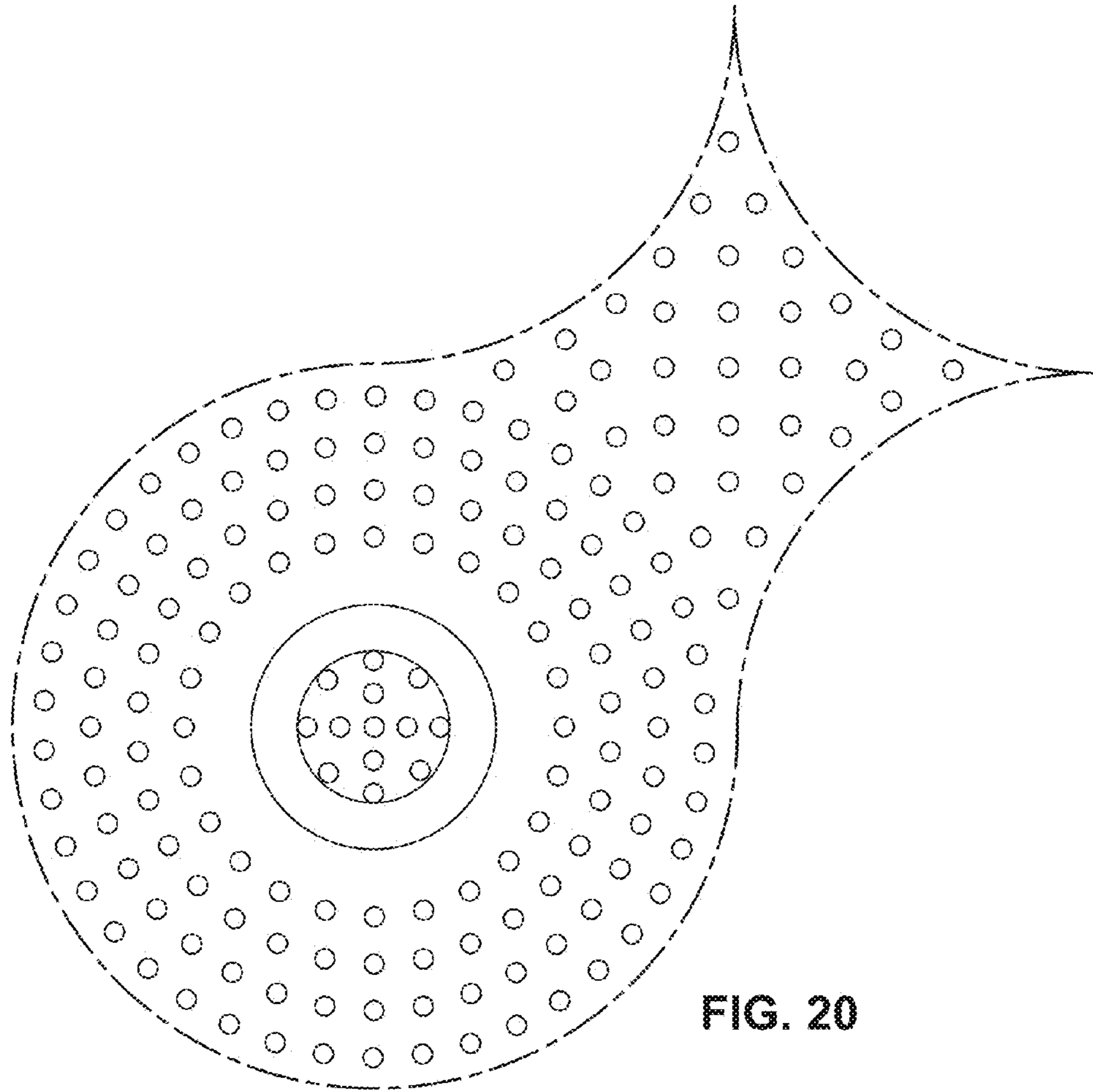


FIG. 20




FIG. 21



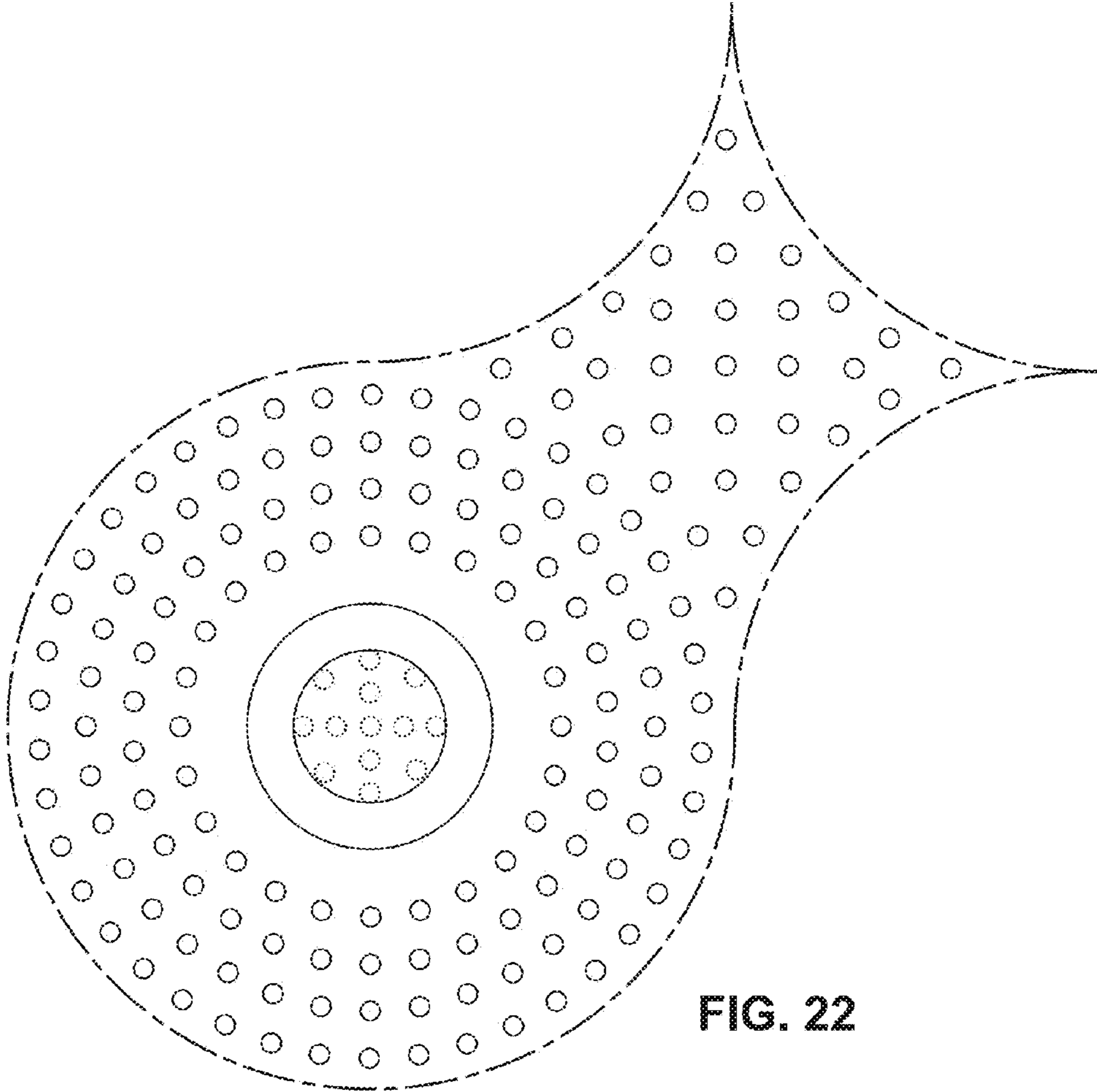


FIG. 22




FIG. 23

UNITED STATES PATENT AND TRADEMARK OFFICE  
**CERTIFICATE OF CORRECTION**

PATENT NO. : D744,668 S  
APPLICATION NO. : 29/479189  
DATED : December 1, 2015  
INVENTOR(S) : Meyers

Page 1 of 3

It is certified that error appears in the above-identified patent and that said Letters Patent is hereby corrected as shown below:

Delete the title page and substitute therefore with the attached title page consisting of the corrected number of drawing sheets and description of drawings.

Delete Drawing Sheets 1-15 and substitute therefore with the attached Drawing Sheet 1. FIGS. 3-23 have been deleted.

Signed and Sealed this  
Twenty-eighth Day of June, 2016



Michelle K. Lee  
*Director of the United States Patent and Trademark Office*

(12) **United States Design Patent**  
Meyers

(10) **Patent No.:** **US D744,668 S**  
(45) **Date of Patent:** **\*\* Dec. 1, 2015**

(54) **PORTION OF A SIDEWALK TILE**  
(71) Applicant: **TUF-TITE, INC.**, Lake Zurich, IL (US)  
(72) Inventor: **Theodore W. Meyers**, Barrington, IL (US)  
(73) Assignee: **TUF-TITE, INC.**, Lake Zurich, IL (US)  
(\*\*) Term: **14 Years**  
(21) Appl. No.: **29/479,189**  
(22) Filed: **Jan. 13, 2014**

D532,122	S	11/2006	Shuman et al.
7,142,095	B1	11/2006	Grayson
7,182,548	B1	2/2007	Womack
7,223,048	B1	5/2007	Greer et al.
7,249,911	B2	7/2007	Hyams
D556,921	S	12/2007	Ardern
7,674,066	B2	3/2010	Wehmeyer
7,779,581	B2	8/2010	Flaherty et al.
8,028,491	B2	10/2011	Flaherty et al.
D679,031	S *	3/2013	Amend ..... D25/163
2003/0084523	A1	5/2003	Szekely
2006/0039752	A1	2/2006	Hyams
2006/0210766	A1	9/2006	Press et al.
2006/0245827	A1	11/2006	Rydin et al.
2007/0092335	A1	4/2007	Wehmeyer
2007/0196169	A1	8/2007	Logan et al.
2007/0201949	A1	8/2007	Veldboom et al.
2008/0008526	A1	1/2008	Boghossian
2010/0313502	A1	12/2010	Flaherty et al.
2012/0017823	A1	1/2012	Flaherty et al.
2012/0124936	A1	5/2012	Flaherty et al.

**Related U.S. Application Data**

(60) Division of application No. 29/459,722, filed on Jul. 2, 2013, now Pat. No. Des. 700,369, which is a division of application No. 29/439,118, filed on Dec. 6, 2012, now Pat. No. Des. 691,743, which is a continuation of application No. 13/349,309, filed on Jan. 12, 2012, now Pat. No. 8,920,066.

(51) **LOC (10) Cl.** ..... **25-01**  
(52) **U.S. Cl.**  
USPC ..... **D25/163**  
(58) **Field of Classification Search**  
USPC ..... D25/163  
CPC ..... E01C 15/00; E01C 5/22; E01C 5/18;  
E01C 5/20; E01C 7/35  
See application file for complete search history.

(56) **References Cited**

U.S. PATENT DOCUMENTS

4,080,087	A	3/1978	Phillips
5,281,459	A	1/1994	Van Eijck
5,303,669	A	4/1994	Szekely
5,328,293	A	7/1994	Keefe
5,499,888	A *	3/1996	Hawkes ..... 404/19
5,775,835	A	7/1998	Szekely
6,074,127	A *	6/2000	Suetsugu ..... 404/36
D462,791	S	9/2002	Sweeting-McCombs et al.
6,951,435	B1	10/2005	Fennessy, Sr.
6,971,818	B1	12/2005	Schabacker
7,001,103	B2	2/2006	Sippola

FOREIGN PATENT DOCUMENTS

CA	2032532	A1	12/1991
CA	2070984	A1	6/1992
CA	2092367	A1	9/1994

OTHER PUBLICATIONS

Engineered Plastics, Inc.'s Drawing No. ADA-C-1212 published on Engineered Plastics' website at least as early as May 2001.  
Engineered Plastics, Inc.'s Drawing No. ADA-P044-BA4-24M published on Engineered Plastics' website at least as early as May 2001.

\* cited by examiner

Primary Examiner — Doris Clark

(74) *Attorney, Agent, or Firm* Marshall, Gerstein & Borun LLP

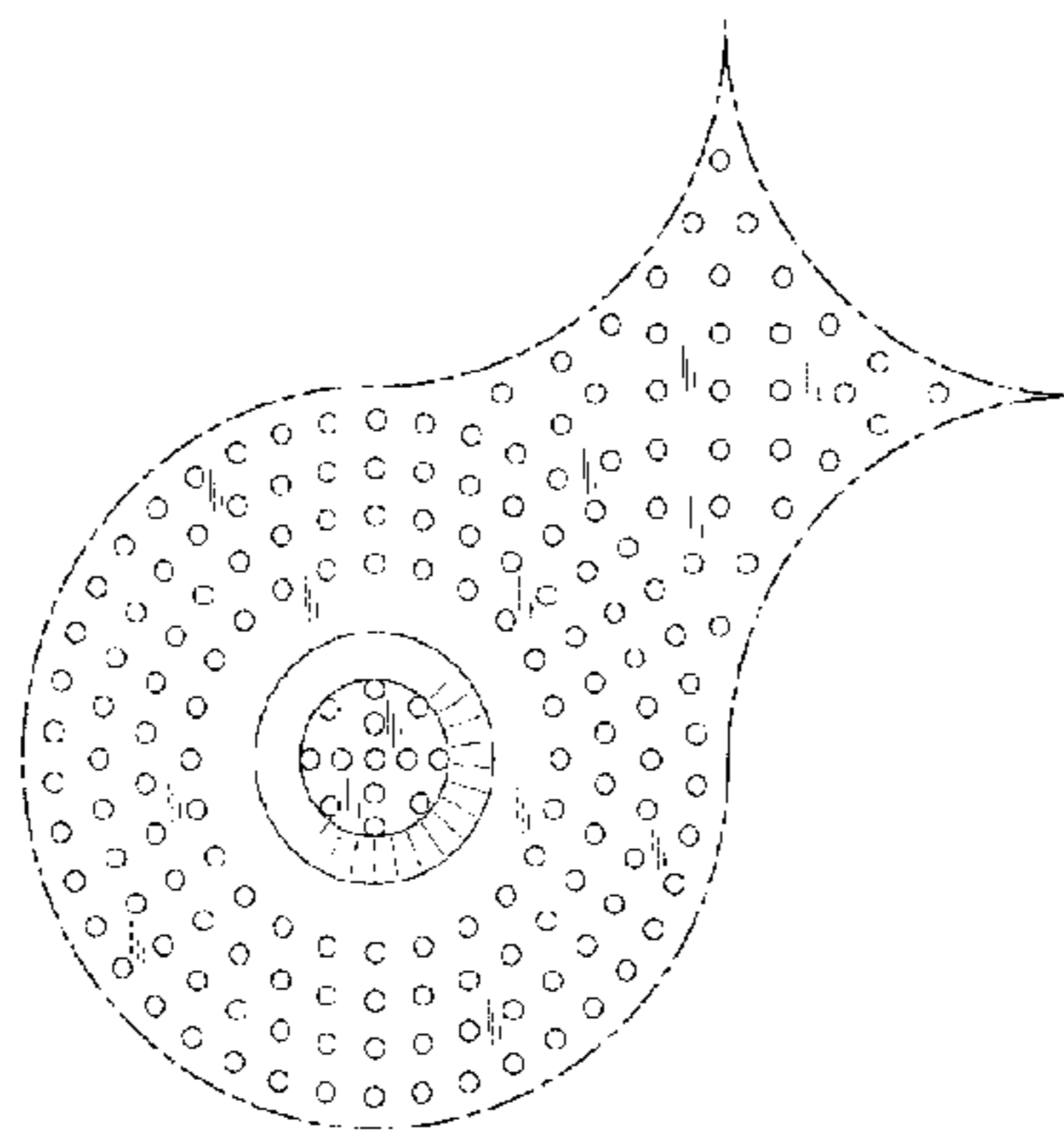
(57) **CLAIM**

The ornamental design for a portion of a sidewalk tile, as shown and described.

**DESCRIPTION**

FIG. 1 is a front view of a portion of a sidewalk tile; and FIG. 2 is a side view of the portion of a sidewalk tile shown in FIG. 1.

1 Claim, 1 Drawing Sheet



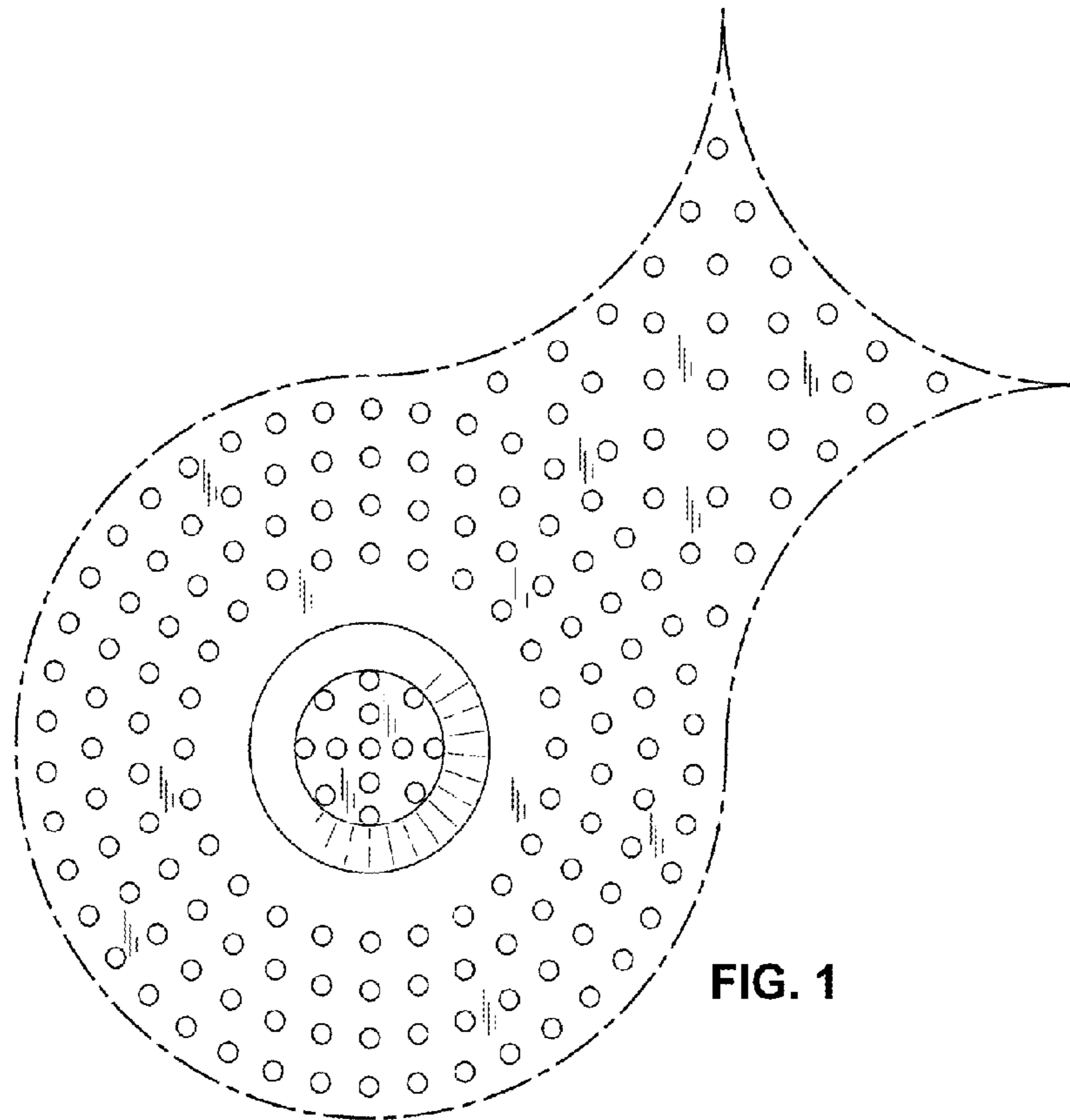


FIG. 1




FIG. 2