



US00D744653S

(12) **United States Design Patent**  
**Chamberlain et al.**

(10) **Patent No.:** **US D744,653 S**  
(45) **Date of Patent:** **\*\* Dec. 1, 2015**

(54) **ULTRASOUND DEVICE**

(71) Applicant: **FUJIFILM Sonosite, Inc.**, Bothell, WA (US)

(72) Inventors: **Craig Chamberlain**, Seattle, WA (US);  
**Evan McCormack**, Kenmore, WA (US);  
**Joshua M. Hansen**, Everett, WA (US)

(73) Assignee: **FUJIFILM SonoSite, Inc.**, Bothell, WA (US)

(\*\*) Term: **14 Years**

(21) Appl. No.: **29/470,184**

(22) Filed: **Oct. 17, 2013**

(51) **LOC (10) Cl.** ..... **24-01**

(52) **U.S. Cl.**  
USPC ..... **D24/160**

(58) **Field of Classification Search**  
USPC ..... D24/158-161, 185, 186; 606/32-34;  
600/437, 443; 248/282.1; D14/315,  
D14/318, 328; D3/281, 282  
See application file for complete search history.

(56) **References Cited**

**U.S. PATENT DOCUMENTS**

D314,669 S \* 2/1991 Kunimune ..... D3/282  
D509,900 S \* 9/2005 Barnes et al. .... D24/160  
D550,366 S \* 9/2007 Zhou ..... D24/186  
D681,830 S \* 5/2013 Chung et al. .... D24/186  
D683,033 S \* 5/2013 Yoshida et al. .... D24/186

D695,409 S \* 12/2013 Drysdale et al. .... D24/185  
D695,898 S \* 12/2013 Chung et al. .... D24/158  
D699,354 S \* 2/2014 Chung et al. .... D24/158  
2009/0326380 A1 \* 12/2009 Shin et al. .... 600/459  
2010/0004535 A1 \* 1/2010 Song et al. .... 600/437  
2010/0121195 A1 \* 5/2010 Kang ..... 600/459  
2013/0261447 A1 \* 10/2013 Tashiro ..... 600/437

\* cited by examiner

*Primary Examiner* — Anhdao Doan

(74) *Attorney, Agent, or Firm* — Perkins Coie LLP

(57) **CLAIM**

The ornamental design for an ultrasound device, as shown and described.

**DESCRIPTION**

FIG. 1 is top view of an ultrasound device;  
FIG. 2 is a bottom view thereof;  
FIG. 3 is a first side view thereof;  
FIG. 4 is a second side view thereof;  
FIG. 5 is a rear view thereof;  
FIG. 6 is a front view thereof;  
FIG. 7 is a first perspective view thereof;  
FIG. 8 is an additional first perspective view thereof, with the ultrasound device display shown in an open position; and,  
FIG. 9 is a front perspective view thereof, with the ultrasound device display shown in an open position.  
The broken lines are directed to environment and are for illustrative purposes only. The broken lines form no part of the claimed design. The solid black portions indicate the color black.

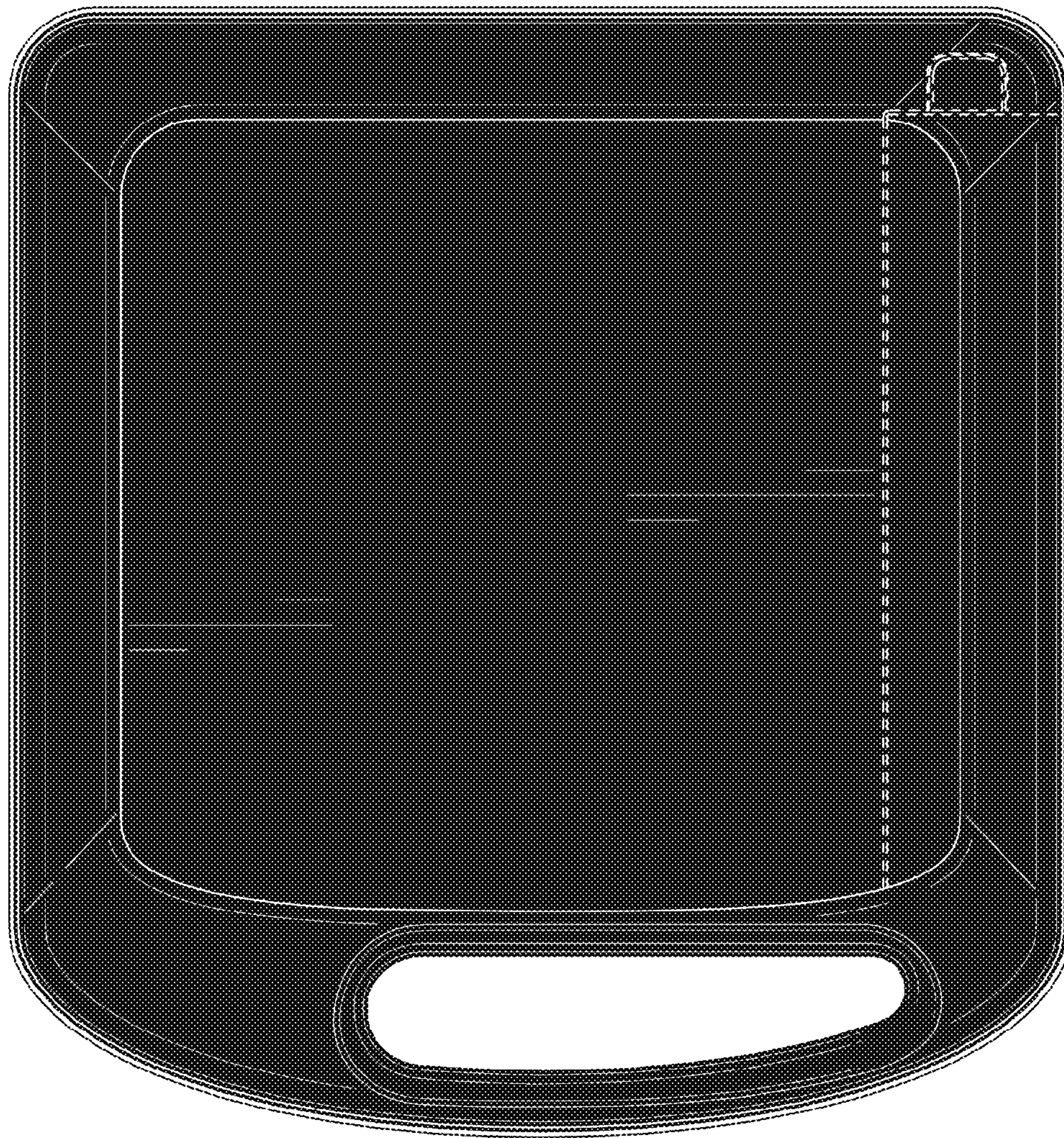
**1 Claim, 9 Drawing Sheets**






*Fig. 1*

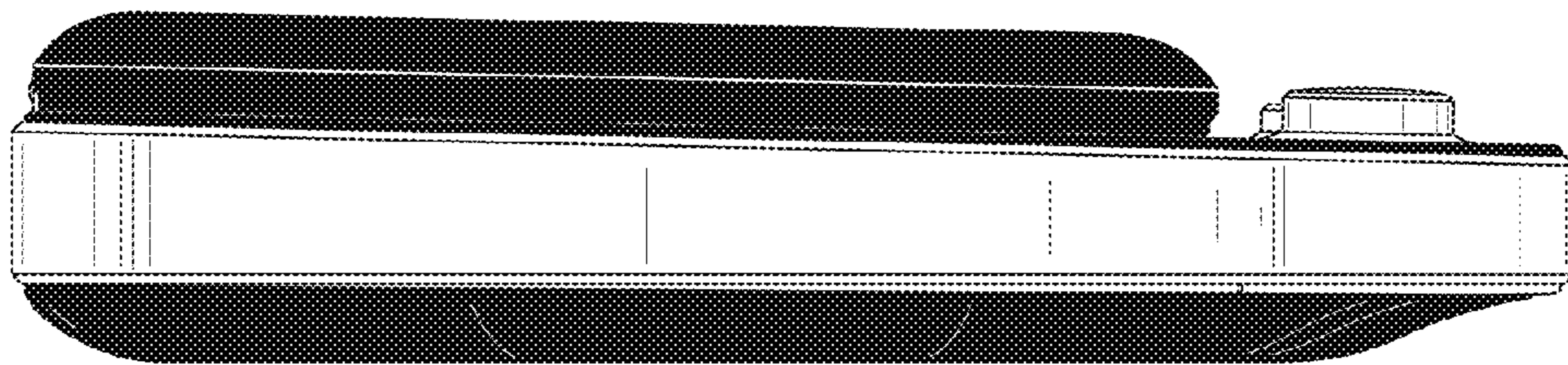




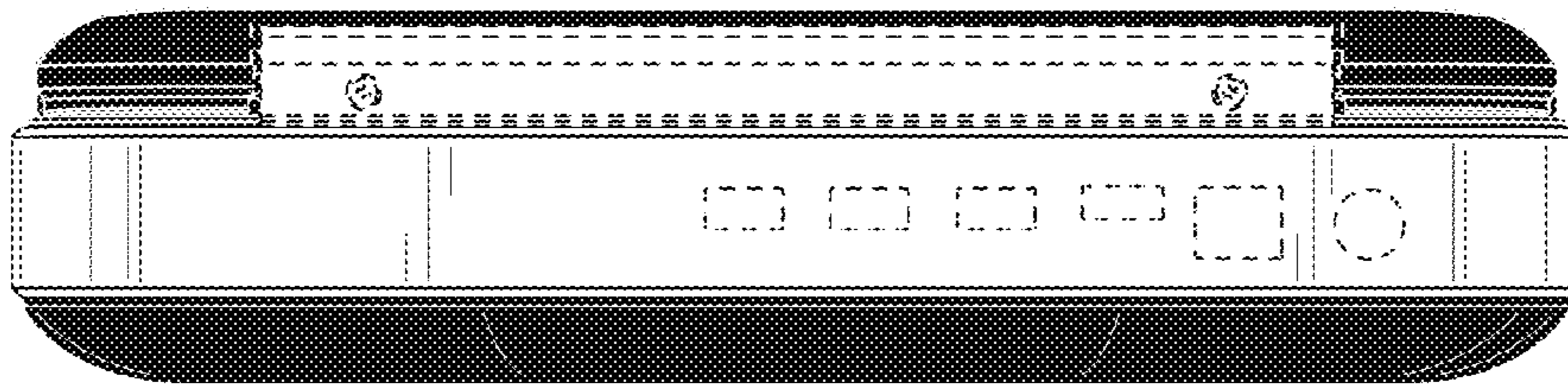
*Fig. 2*



*Fig. 3*



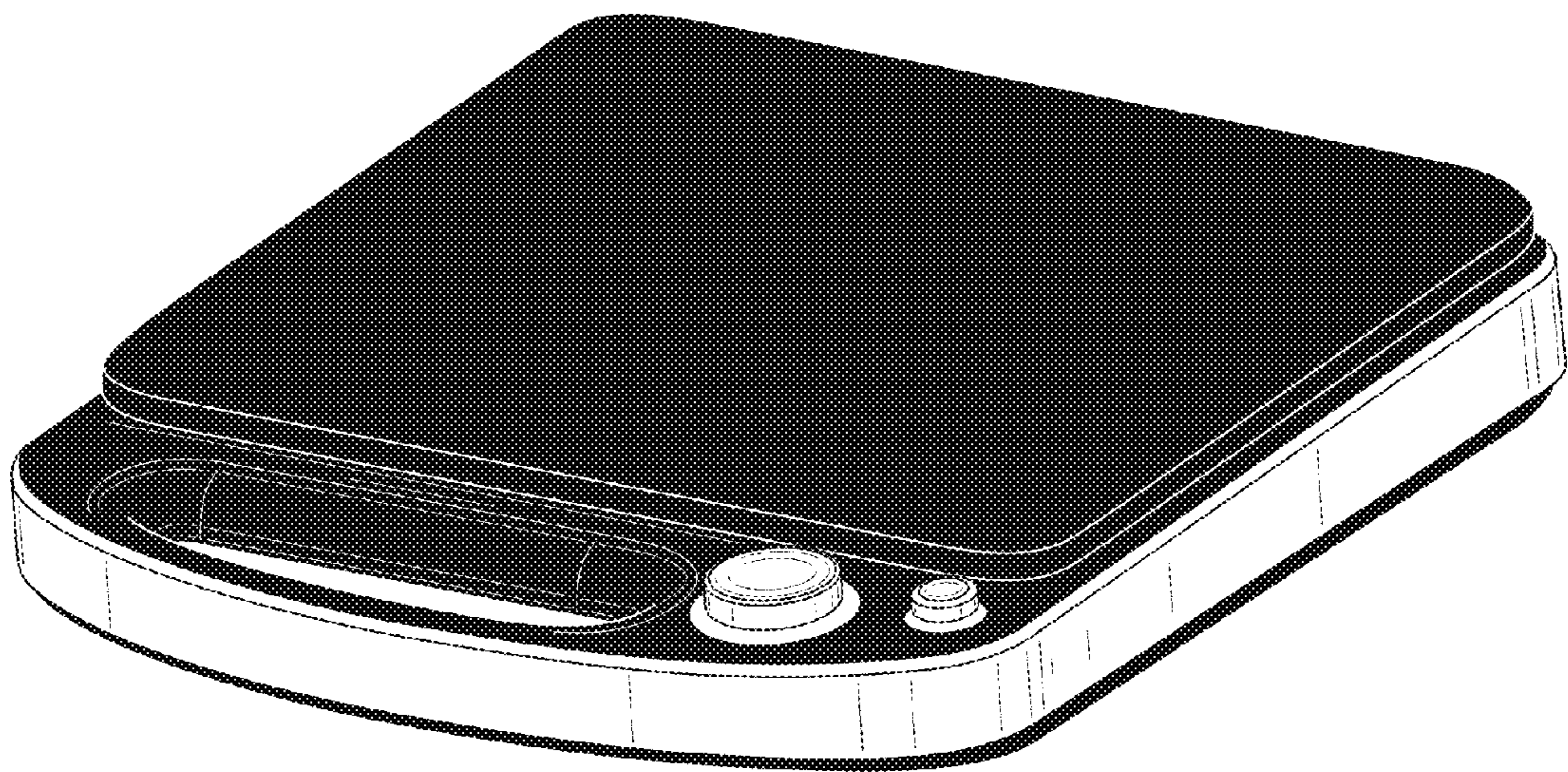
*Fig. 4*



*Fig. 5*



*Fig. 6*




*Fig. 7*





*Fig. 8*



*Fig. 9*