



US00D744652S

(12) **United States Design Patent**  
**Bennett**

(10) **Patent No.:** **US D744,652 S**  
(45) **Date of Patent:** **\*\* Dec. 1, 2015**

(54) **TONSIL CLEANER**

(71) Applicant: **John R. Bennett**, Salt Lake City, UT  
(US)

(72) Inventor: **John R. Bennett**, Salt Lake City, UT  
(US)

(\*\*) Term: **14 Years**

(21) Appl. No.: **29/460,979**

(22) Filed: **Jul. 17, 2013**

(51) **LOC (10) Cl.** ..... **24-02**

(52) **U.S. Cl.**  
USPC ..... **D24/147**

(58) **Field of Classification Search**  
USPC ..... D24/127, 133, 136.146–136.152, 172,  
D24/176; 600/569, 590, 237; D8/89, 98;  
606/161  
CPC .. A61B 2010/0216; A61B 1/24; A61B 5/228;  
A61B 17/244  
See application file for complete search history.

(56) **References Cited**

**U.S. PATENT DOCUMENTS**

D249,799 S	10/1978	Zoltner	
D318,118 S *	7/1991	Michelson	D24/147
5,092,314 A *	3/1992	Zeitels	600/194
5,352,219 A	10/1994	Reddy	
5,374,276 A	12/1994	Lay	
D413,382 S *	8/1999	Maissami	D24/152
6,475,172 B1	11/2002	Hall	
D518,178 S *	3/2006	Christiansen	D24/147
7,074,230 B2	7/2006	Olson	

D553,738 S *	10/2007	Simonson	D24/133
D581,534 S *	11/2008	Dong et al.	D24/147
D585,547 S *	1/2009	Bisleri	D24/135
D607,103 S *	12/2009	Ulrich	D24/146
D622,843 S *	8/2010	Horton	D24/133
D627,460 S *	11/2010	Horton	D24/133
D710,113 S *	8/2014	Cho	D4/127
D714,441 S *	9/2014	Lowsky	D24/152
D722,164 S *	2/2015	Graham et al.	D24/152
2007/0255290 A1	11/2007	Pan	
2008/0155771 A1	7/2008	Agbaje	
2008/0255536 A1	10/2008	Morelock	
2011/0202021 A1	8/2011	Ho	

\* cited by examiner

*Primary Examiner* — Robert M Spear

*Assistant Examiner* — Marissa J Cash

(74) *Attorney, Agent, or Firm* — Maschoff Brennan

(57) **CLAIM**

The ornamental design for a tonsil cleaner, as shown and described.

**DESCRIPTION**

FIG. 1 is a perspective view of a tonsil cleaner showing my new design;

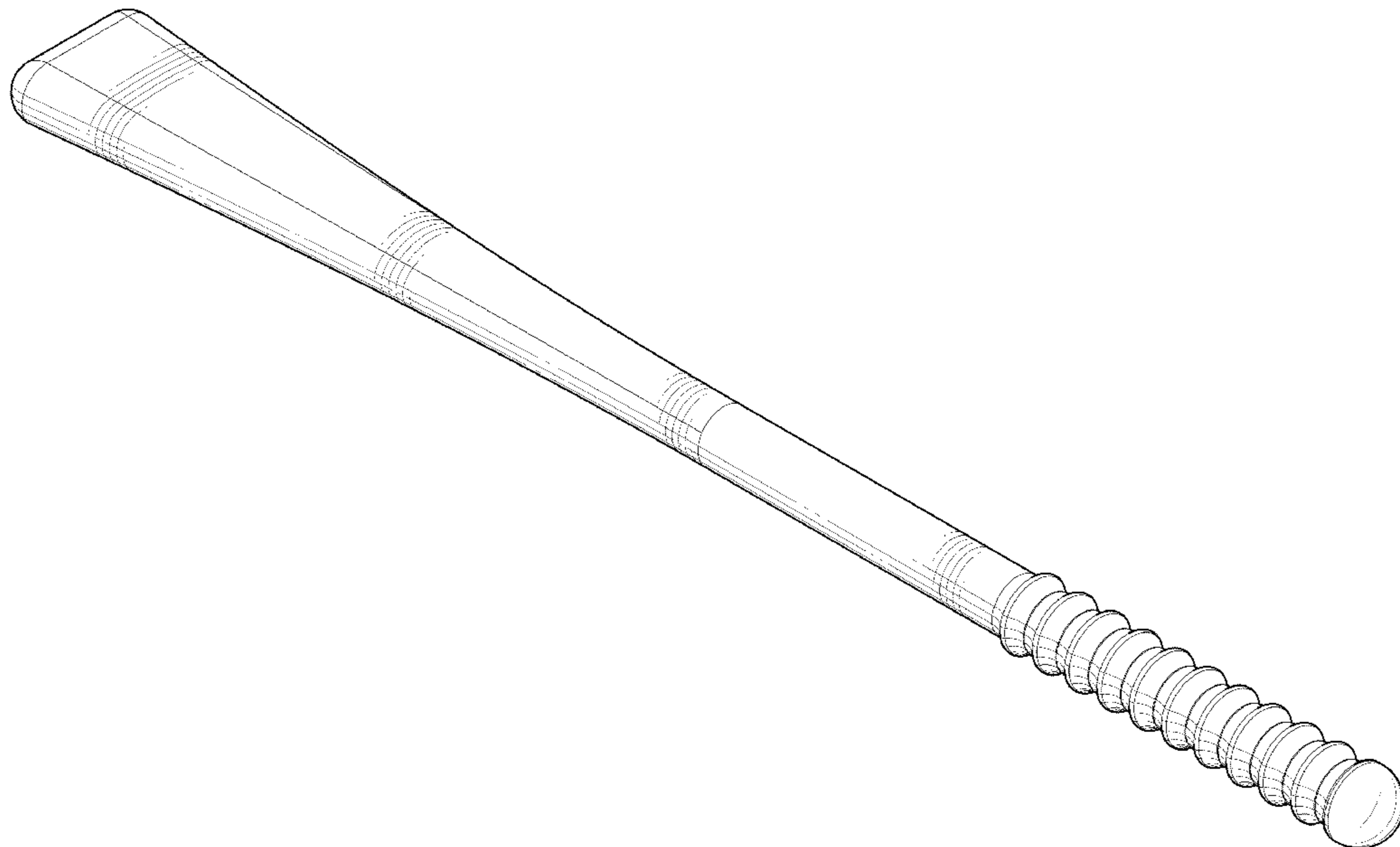
FIG. 2 is a first side view of the tonsil cleaner shown in FIG. 1;

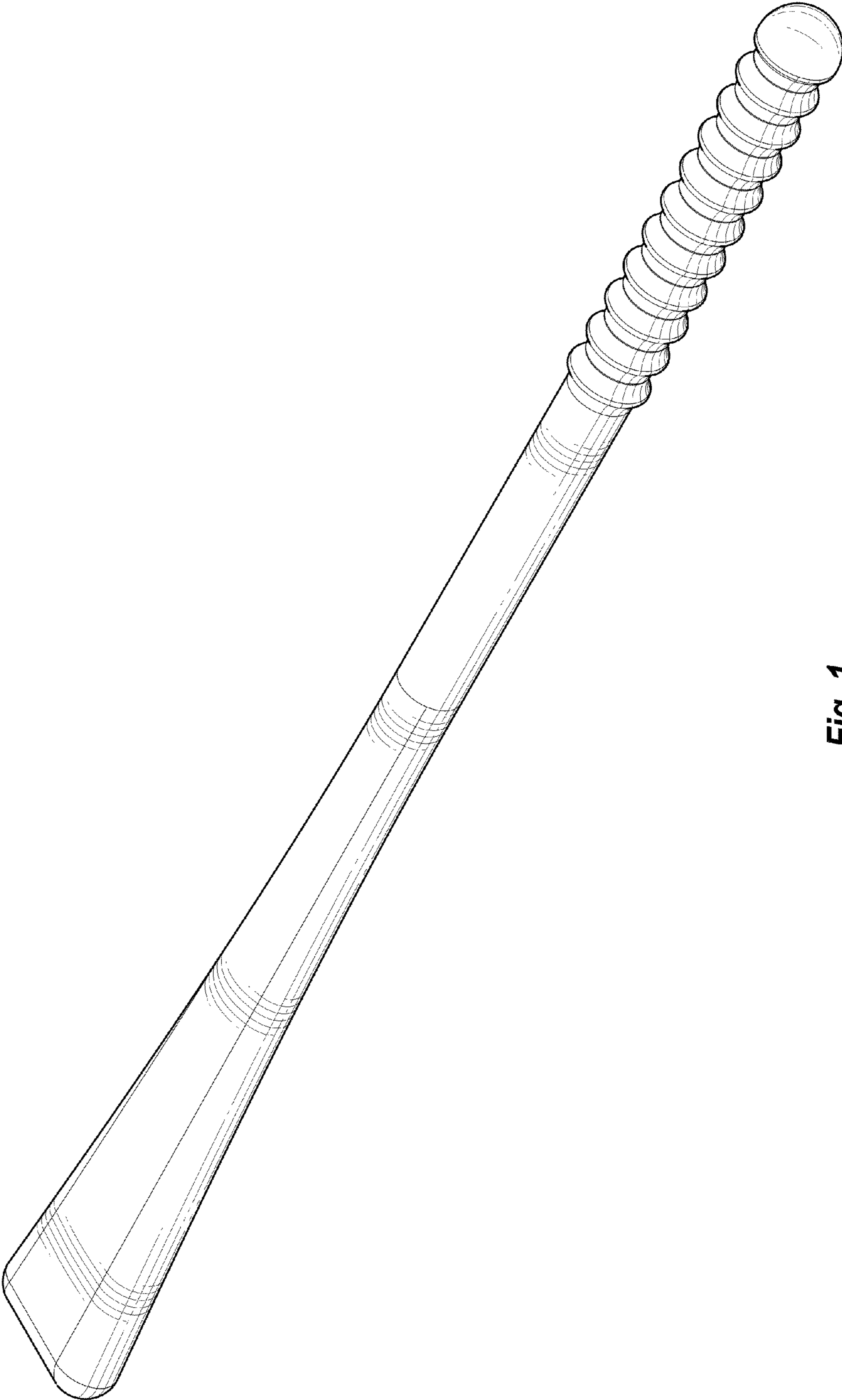
FIG. 3 is a second side view of the tonsil cleaner shown in FIG. 1;

FIG. 4 is a third side view of the tonsil cleaner shown in FIG. 1; and,

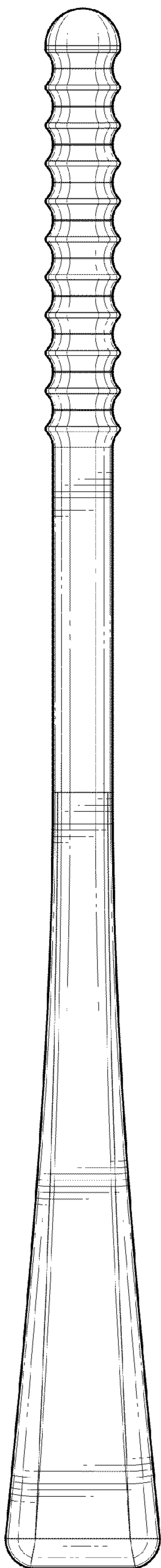
FIG. 5 is a fourth side view of the tonsil cleaner shown in FIG. 1.

**1 Claim, 2 Drawing Sheets**

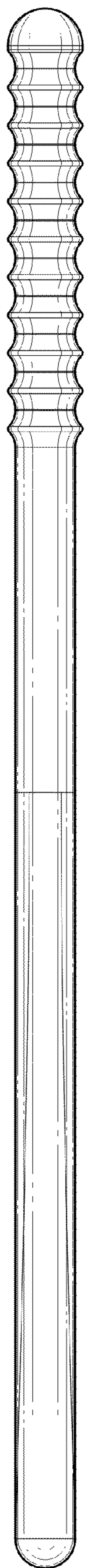




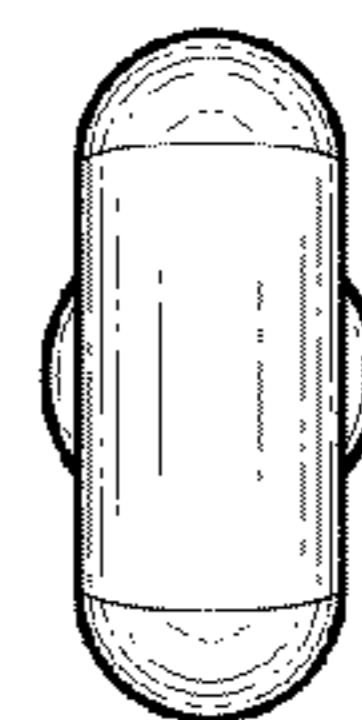
*Fig. 1*



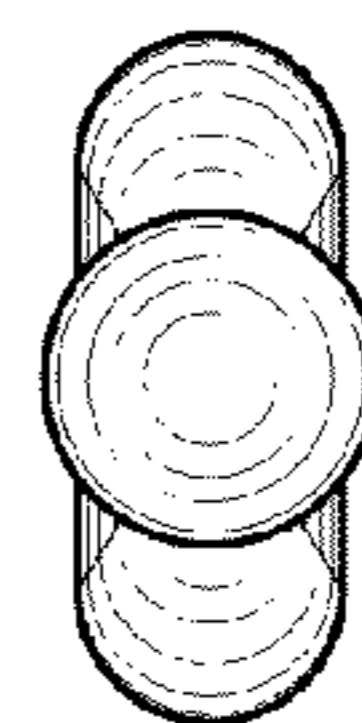
*Fig. 2*



*Fig. 3*



*Fig. 4*



*Fig. 5*