



US00D744651S

(12) **United States Design Patent**
Lualdi

(10) **Patent No.:** **US D744,651 S**

(45) **Date of Patent:** ** **Dec. 1, 2015**

(54) **COMBINED MILLING TOOL AND
ATTACHMENT FOR A SURGERY
INSTRUMENT FOR PROSTHETIC SURGERY
OPERATIONS**

(71) Applicant: **HPF SPA**, Forgaria nel Friuli (Ud) (IT)

(72) Inventor: **Tommaso Lualdi**, Fagagna (IT)

(73) Assignee: **HPF SPA**, Forgaria Nel Friuli (UD) (IT)

(**) Term: **14 Years**

(21) Appl. No.: **29/525,673**

(22) Filed: **May 1, 2015**

Related U.S. Application Data

(62) Division of application No. 29/472,358, filed on Nov. 12, 2013.

(30) **Foreign Application Priority Data**

May 20, 2013 (EM) 2240341-0002

May 20, 2013 (EM) 2240341-0004

(51) **LOC (10) Cl.** **24-02**

(52) **U.S. Cl.**
USPC **D24/146**

(58) **Field of Classification Search**

USPC D7/649; D8/6-8, 80, 90, 98, 300, 397;
D19/110; D24/127, 133, 145, 146,
D24/147, 171; 30/151, 162, 338, 339;
606/79, 80, 81, 82, 88, 167, 168, 169,
606/171, 176, 297

CPC A61B 17/1671; A61B 17/14; A61B
17/3211; A61B 17/320758; A61B 17/320092;
A61B 17/141; A61F 9/00763

See application file for complete search history.

(56) **References Cited**

U.S. PATENT DOCUMENTS

4,023,572	A *	5/1977	Weigand et al.	606/81
5,358,532	A *	10/1994	Evans et al.	623/22.23
5,462,548	A *	10/1995	Pappas et al.	606/80
5,658,290	A *	8/1997	Lehot	606/80
5,919,195	A *	7/1999	Wilson et al.	606/80
5,976,144	A *	11/1999	Fishbein et al.	606/80
6,129,732	A *	10/2000	Lehot	606/80
6,250,858	B1 *	6/2001	Salyer	408/239 R
6,283,971	B1 *	9/2001	Temeles	606/81
6,730,094	B2 *	5/2004	Salyer et al.	606/80
7,749,227	B2 *	7/2010	Lehot et al.	606/80
7,922,721	B2 *	4/2011	Lehot et al.	606/81
8,512,340	B2 *	8/2013	Easley et al.	606/79
2003/0163135	A1 *	8/2003	Hathaway	606/80
2004/0225294	A1 *	11/2004	Frederick et al.	606/81
2005/0203525	A1 *	9/2005	White et al.	606/80
2005/0216020	A1 *	9/2005	Orton	606/80

(Continued)

FOREIGN PATENT DOCUMENTS

DE 102014106373 A1 * 11/2014

Primary Examiner — Robert M Spear

Assistant Examiner — Marissa J Cash

(74) *Attorney, Agent, or Firm* — Rankin, Hill & Clark LLP

(57) **CLAIM**

The ornamental design for a combined milling tool and attachment for a surgery instrument for prosthetic surgery operations, as shown and described.

DESCRIPTION

FIG. 1 is a perspective view of a combined milling tool and attachment for a surgery instrument for prosthetic surgery operations;

FIG. 2 is a right side view thereof;

FIG. 3 is a front view thereof;


FIG. 4 is a rear view thereof;

FIG. 5 is a top view thereof;

FIG. 6 is a bottom view thereof; and,

FIG. 7 is a perspective exploded view thereof.

1 Claim, 7 Drawing Sheets



(56)

References Cited

U.S. PATENT DOCUMENTS

2006/0095041	A1 *	5/2006	Fehlbaum et al.	606/81	2010/0069908	A1 *	3/2010	Sidebotham et al.	606/81
2007/0173847	A1 *	7/2007	Guelat et al.	606/80	2010/0168749	A1 *	7/2010	Sidebotham et al.	606/79
2008/0009874	A1 *	1/2008	Meridew et al.	606/81	2010/0292699	A1 *	11/2010	Favre	606/80
2008/0009952	A1 *	1/2008	Hodge	623/22.21	2011/0196374	A1 *	8/2011	Porte et al.	606/80
2008/0161813	A1 *	7/2008	Sherry et al.	606/81	2011/0202060	A1 *	8/2011	White et al.	606/80
2008/0195106	A1 *	8/2008	Sidebotham et al.	606/80	2011/0313424	A1 *	12/2011	Bono et al.	606/91
2008/0300600	A1 *	12/2008	Guelat et al.	606/80	2012/0010619	A1 *	1/2012	Barsoum	606/79
2008/0306482	A1 *	12/2008	Muller	606/79	2012/0022539	A1 *	1/2012	Lualdi	606/81
					2013/0006267	A1 *	1/2013	Odermatt et al.	606/130
					2013/0218161	A1 *	8/2013	Bryan et al.	606/80

* cited by examiner




FIG. 1




FIG. 2




FIG. 3




FIG. 4




FIG. 5




FIG. 6



FIG. 7