



US00D744647S

(12) **United States Design Patent**  
**Menn**

(10) **Patent No.:** **US D744,647 S**  
(45) **Date of Patent:** **\*\* Dec. 1, 2015**

- (54) **SURGICAL CLIP**
- (71) Applicant: **EndoDynamix, Inc.**, Salem, MA (US)
- (72) Inventor: **Pavel Menn**, Marblehead, MA (US)
- (73) Assignee: **CONMED Corporation**, Utica, NY (US)
- (\*\*) Term: **14 Years**
- (21) Appl. No.: **29/485,290**
- (22) Filed: **Mar. 18, 2014**

**Related U.S. Application Data**

- (63) Continuation of application No. 13/045,519, filed on Mar. 10, 2011.
- (51) **LOC (10) Cl.** ..... **24-02**
- (52) **U.S. Cl.**  
USPC ..... **D24/145**
- (58) **Field of Classification Search**  
USPC ..... D24/143, 145; 24/115 A, 20 CW;  
227/902; 606/142-143, 151, 154-155,  
606/157, 158, 213, 221  
CPC ..... A61B 17/0401; A61B 2017/0409;  
A61B 17/0642; A61B 17/0469; A61B  
2017/00296; A61B 17/0487; A61B 17/122;  
A61B 17/083; A61B 17/08; A61B 2017/00862  
See application file for complete search history.

(56) **References Cited**

**U.S. PATENT DOCUMENTS**

4,844,066	A *	7/1989	Stein	606/158
4,976,722	A *	12/1990	Failla	606/157
5,201,746	A *	4/1993	Shichman	606/151
5,366,458	A	11/1994	Korthoff et al.	
5,501,693	A	3/1996	Gravener	
5,509,920	A	4/1996	Phillips et al.	
5,571,121	A	11/1996	Heifetz	

5,620,452	A	4/1997	Yoon	
5,626,592	A	5/1997	Phillips et al.	
5,713,911	A	2/1998	Racenet et al.	
6,210,419	B1	4/2001	Mayenberger et al.	
6,226,843	B1	5/2001	Crainich	
6,261,303	B1	7/2001	Mayenberger et al.	
6,537,289	B1	3/2003	Kayan et al.	
6,673,083	B1	1/2004	Kayan et al.	
6,695,854	B1	2/2004	Kayan et al.	
7,207,997	B2	4/2007	Shipp et al.	
7,316,693	B2	1/2008	Viola	
7,316,696	B2	1/2008	Wilson, Jr. et al.	
7,326,223	B2	2/2008	Wilson, Jr.	
D572,363	S *	7/2008	Menn	D24/145
7,582,095	B2	9/2009	Shipp et al.	
7,678,125	B2	3/2010	Shipp	
7,699,860	B2	4/2010	Huitema et al.	
7,713,276	B2	5/2010	Dennis	
7,727,248	B2	6/2010	Smith et al.	
7,896,869	B2	3/2011	DiSilvestro et al.	

(Continued)

Primary Examiner — Wan Laymon



(57) **CLAIM**

The ornamental design for a surgical clip, as shown and described.

**DESCRIPTION**

FIG. 1 is a perspective view of a surgical clip;  
 FIG. 2 is a right side view thereof;  
 FIG. 3 is a left side view thereof;  
 FIG. 4 is a front view thereof;  
 FIG. 5 is a top view thereof;  
 FIG. 6 is a perspective view of a second embodiment;  
 FIG. 7 is a right side view thereof;  
 FIG. 8 is a left side view thereof;  
 FIG. 9 is a front view thereof; and,  
 FIG. 10 is a top view thereof.  
 The broken lines immediately adjacent the shaded areas represent the bounds of the claimed design; the broken lines form no part of the claimed design.

**1 Claim, 8 Drawing Sheets**



(56)

**References Cited**

U.S. PATENT DOCUMENTS

8,137,368	B2	3/2012	Kayan et al.						
8,287,559	B2	10/2012	Barker et al.						
8,372,095	B2	2/2013	Viola						
8,556,920	B2	10/2013	Huitema et al.						
8,998,935	B2 *	4/2015	Hart .....	606/157					
2005/0273122	A1 *	12/2005	Theroux et al. ....	606/157					
2007/0162060	A1	7/2007	Wild						
					2011/0230900	A1	9/2011	Sarradon	
					2011/0295290	A1 *	12/2011	Whitfield .....	606/158
					2012/0083803	A1	4/2012	Patel et al.	
					2012/0226291	A1	9/2012	Malizia et al.	
					2013/0172914	A1	7/2013	Weisshaupt	
					2013/0178880	A1	7/2013	Keller	
					2013/0184726	A1	7/2013	Weisshaupt et al.	
					2013/0245651	A1	9/2013	Schmidt et al.	
					2013/0245653	A1	9/2013	Litherland	
					2014/0171986	A1 *	6/2014	Shelton, IV .....	606/157

\* cited by examiner

FIG.1




FIG. 2

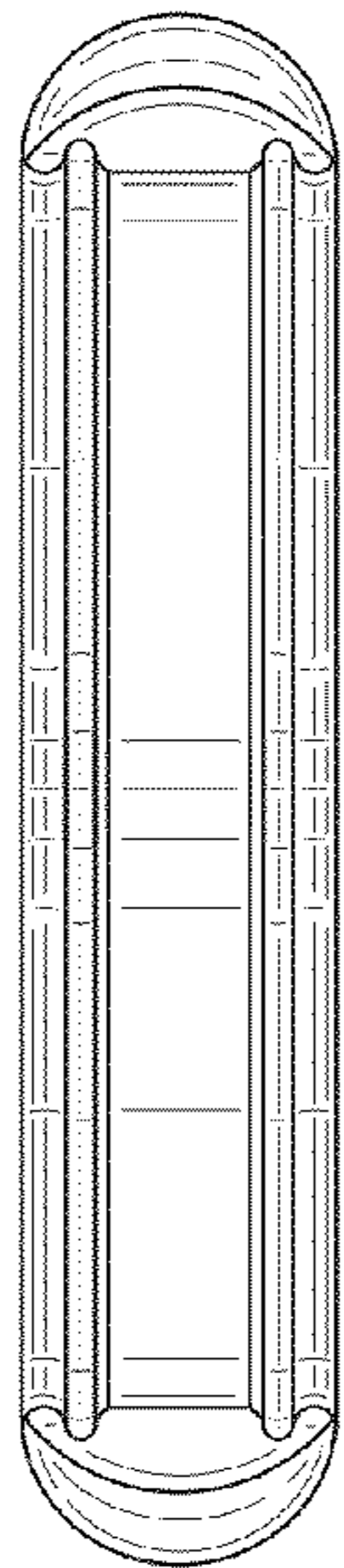


FIG. 3

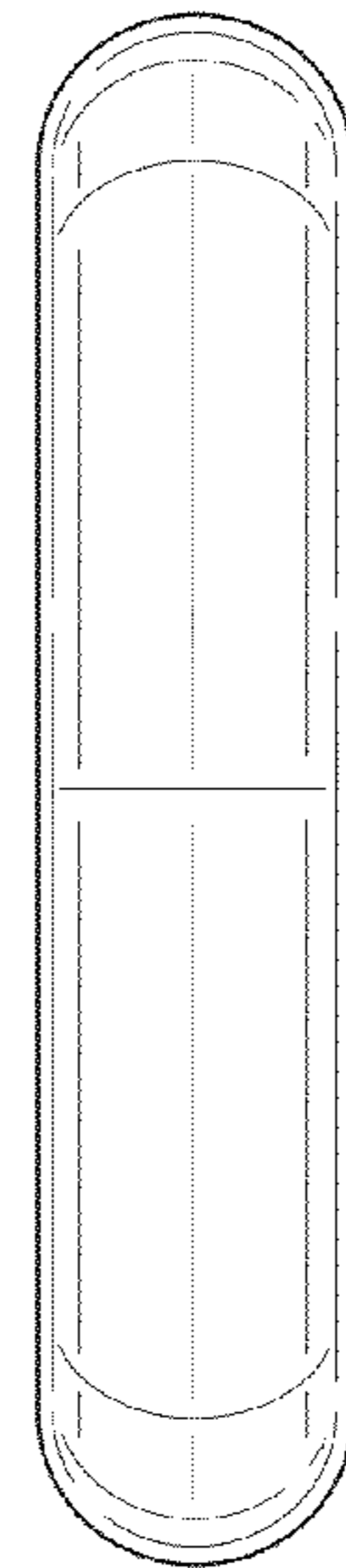


FIG. 4

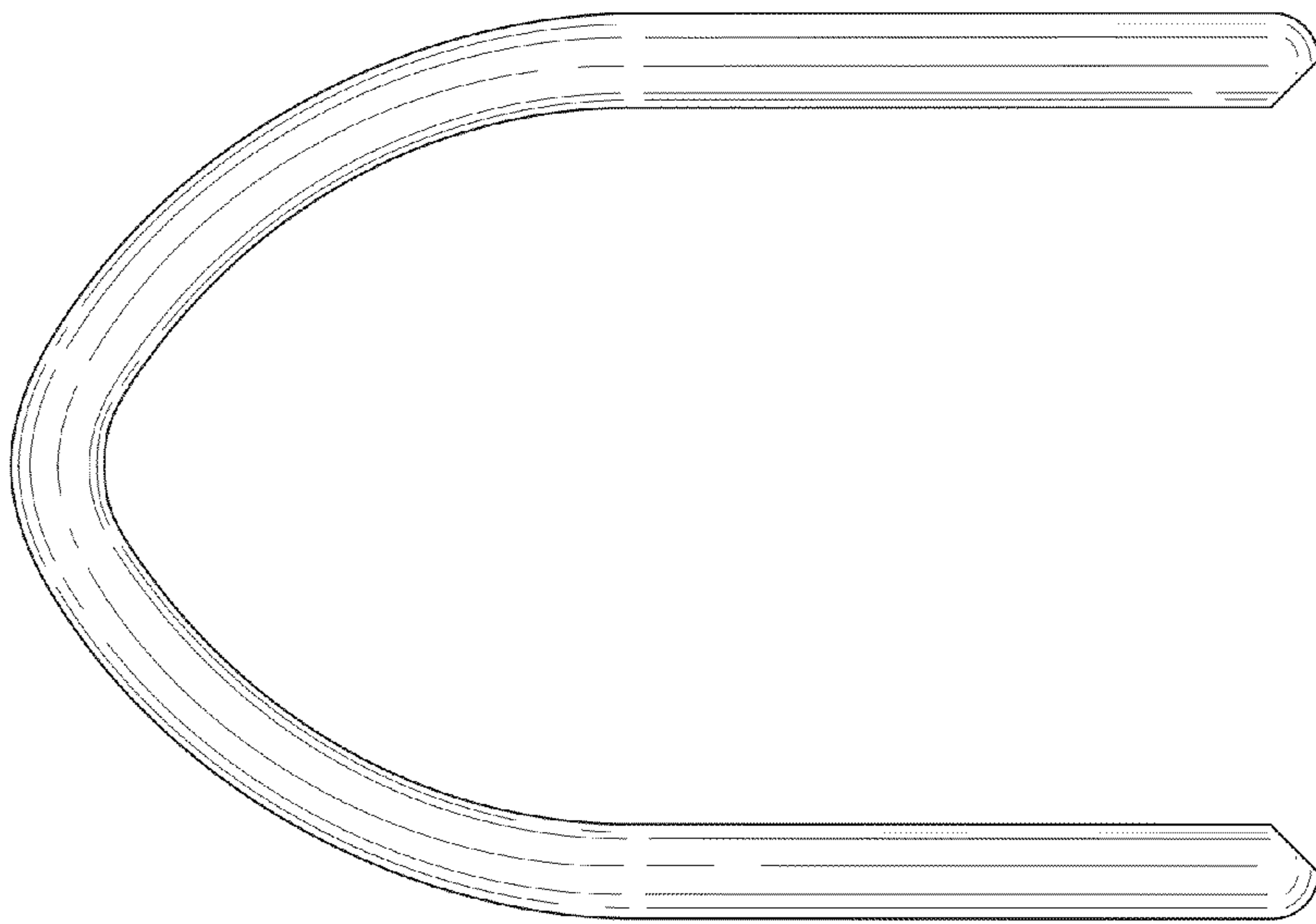


FIG. 5

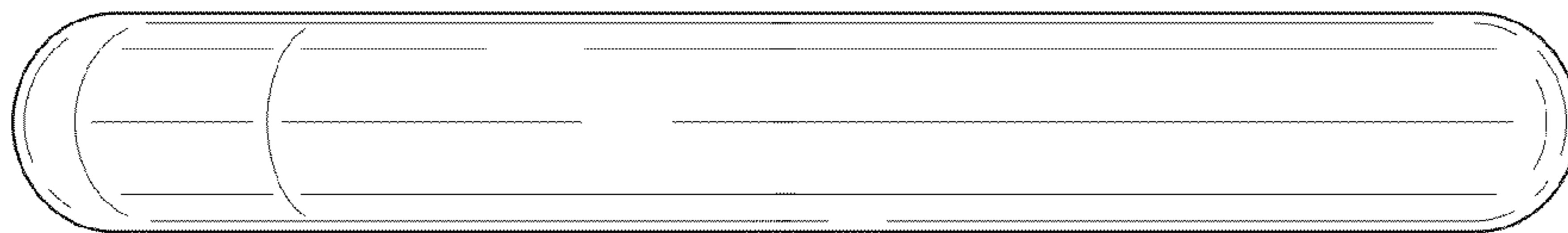


FIG. 6




FIG. 7

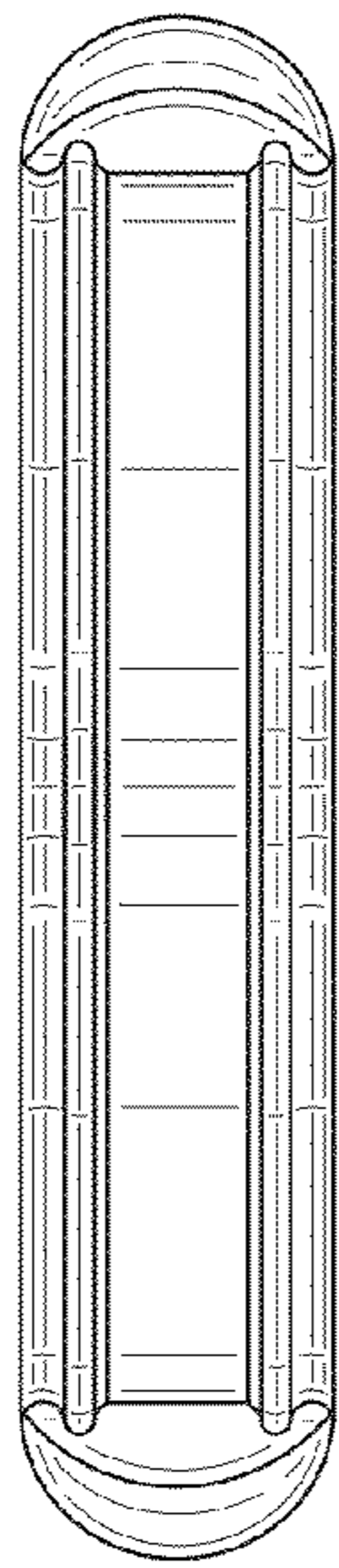


FIG. 8

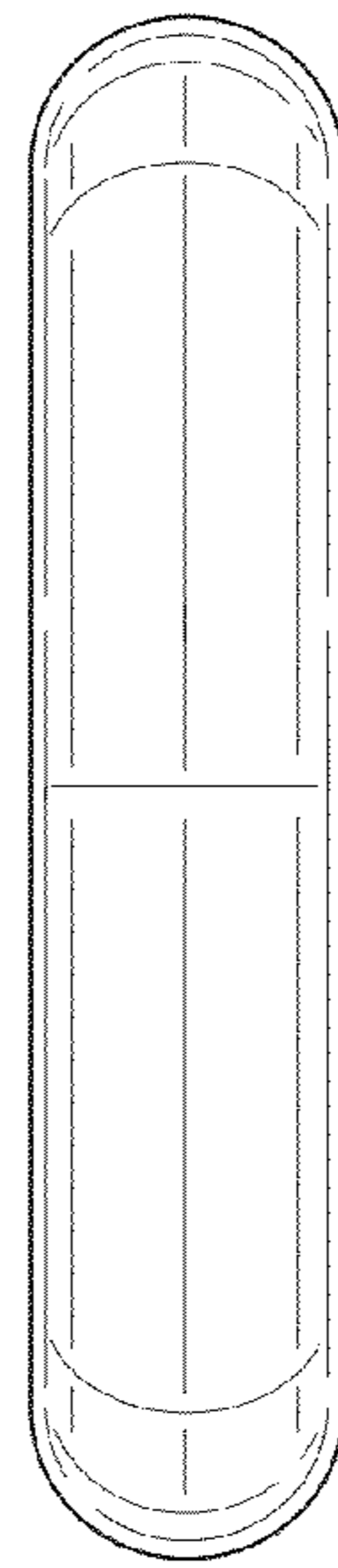




FIG. 9

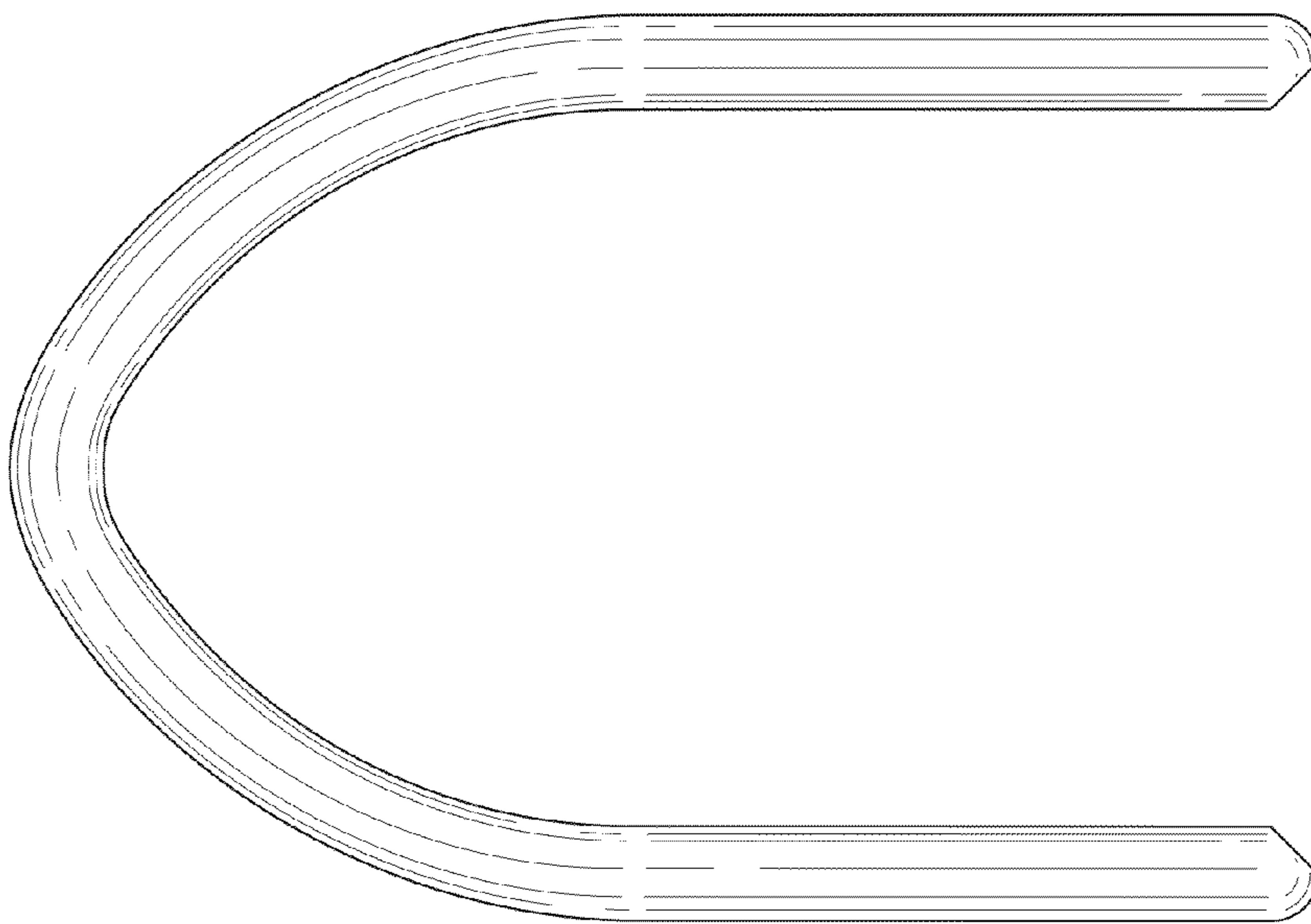


FIG. 10

