



US00D744645S

(12) **United States Design Patent**
Smith

(10) **Patent No.:** **US D744,645 S**

(45) **Date of Patent:** **** Dec. 1, 2015**

(54) **TATTOO NEEDLE HOLDER**

(71) Applicant: **Walter Smith**, St. Peterburg, FL (US)

(72) Inventor: **Walter Smith**, St. Peterburg, FL (US)

(73) Assignee: **KINGPIN TATTOO SUPPLY, INC.**,
Saint Petersburg, FL (US)

(**) Term: **14 Years**

(21) Appl. No.: **29/488,968**

(22) Filed: **Apr. 25, 2014**

(51) **LOC (10) Cl.** **24-02**

(52) **U.S. Cl.**
USPC **D24/140; D24/133**

(58) **Field of Classification Search**
USPC D24/108, 133, 140, 146, 147; 606/9,
606/116, 167, 186; 81/9.22
See application file for complete search history.

(56) **References Cited**

U.S. PATENT DOCUMENTS

7,207,242	B1 *	4/2007	Daigle	81/9.22
D609,339	S *	2/2010	Myers	D24/133
D631,960	S *	2/2011	Myers	D24/133
D677,790	S *	3/2013	Little et al.	D24/133
8,393,249	B2 *	3/2013	Godoy et al.	81/9.22
8,522,647	B1 *	9/2013	Dixon	81/9.22

D723,685	S *	3/2015	Myers	D24/144
2005/0090851	A1 *	4/2005	Devlin	606/186
2009/0090218	A1 *	4/2009	Jarboe et al.	81/9.22
2010/0192730	A1 *	8/2010	Dubin	81/9.22
2010/0292725	A1 *	11/2010	Crockett	606/186
2012/0179186	A1 *	7/2012	Abbott	606/185

* cited by examiner

Primary Examiner — Ian Simmons

Assistant Examiner — Samantha Q Lawrence

(74) *Attorney, Agent, or Firm* — Larson & Larson, P.A.;
Frank Liebenow; Patrick Reid

(57) **CLAIM**

The ornamental design for a tattoo needle holder, as shown and described.

DESCRIPTION

FIG. 1 is a front elevation view of a tattoo needle holder showing my new design;
FIG. 2 is a rear elevation view thereof;
FIG. 3 is a left side elevation view thereof;
FIG. 4 is a right side elevation view thereof;
FIG. 5 is a top plan view thereof;
FIG. 6 is a bottom plan view thereof; and,
FIG. 7 is a perspective view thereof.
The broken lines shown in FIG. 3 illustrate portions of the tattoo needle that form no part of the claimed design. The broken lines shown in FIG. 7 illustrates environmental subject matter and forms no part of the claimed design.

1 Claim, 4 Drawing Sheets

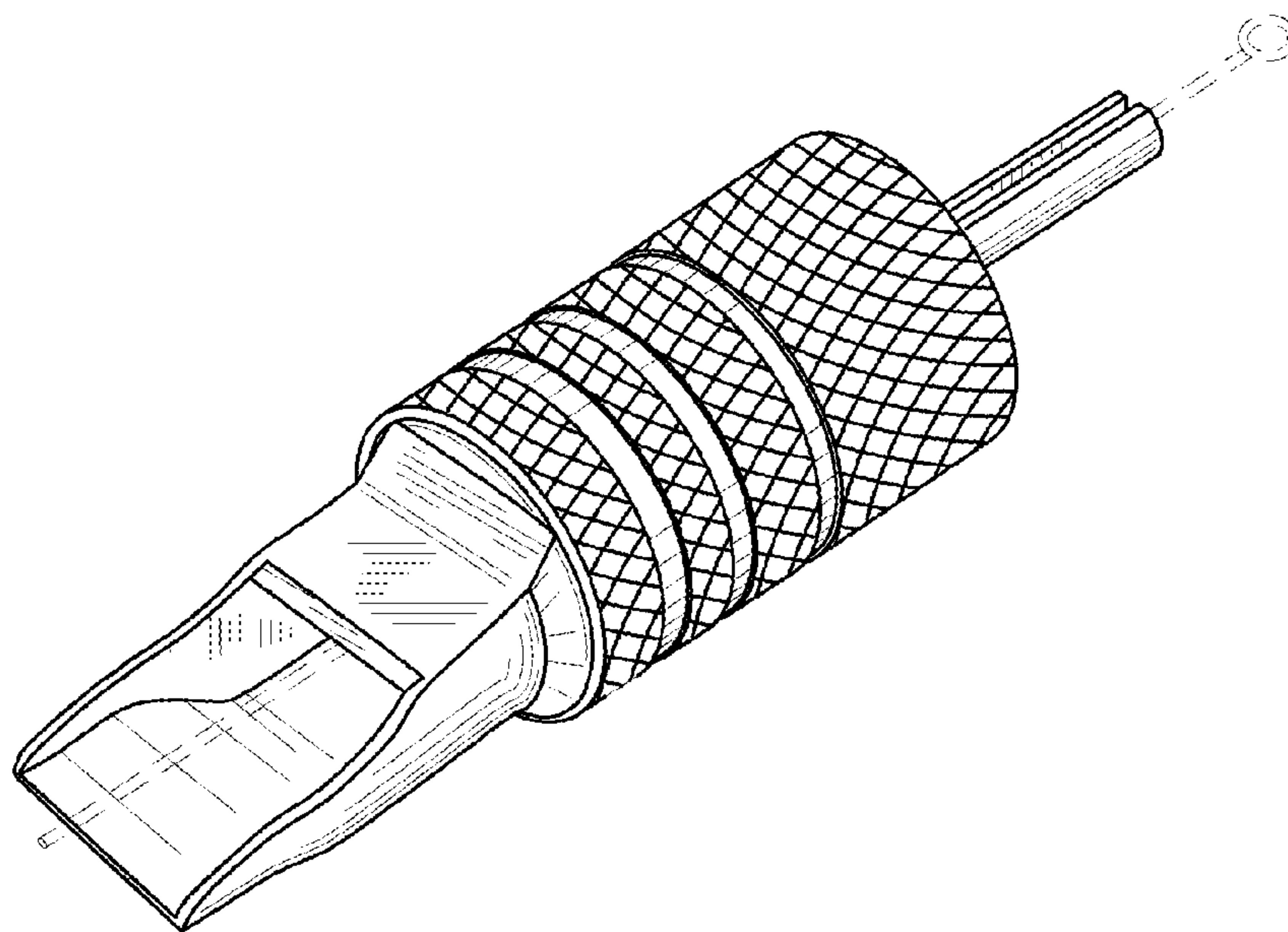


FIG. 1

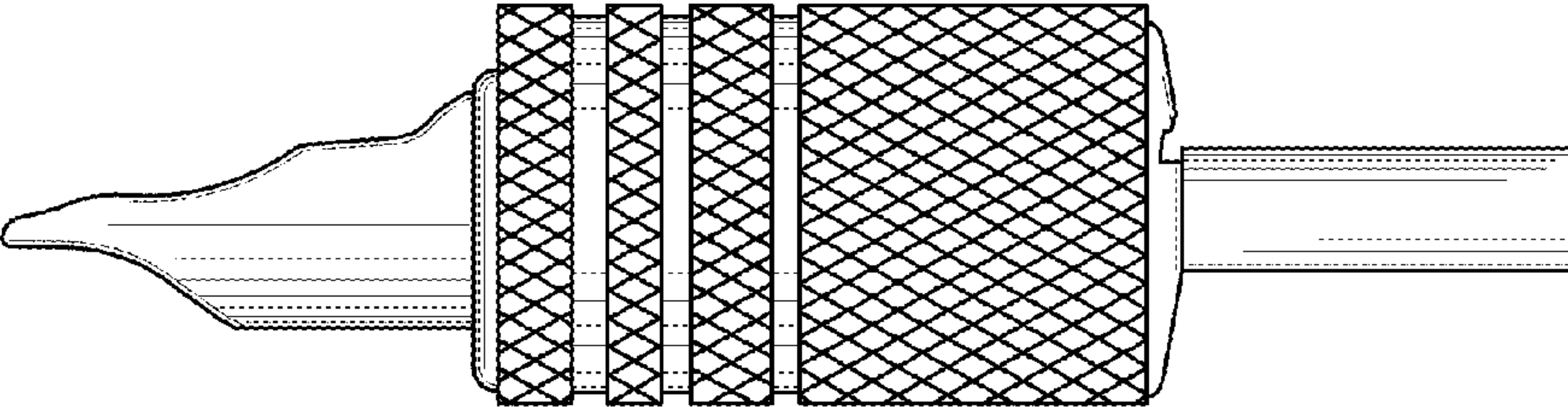


FIG. 2




FIG. 3

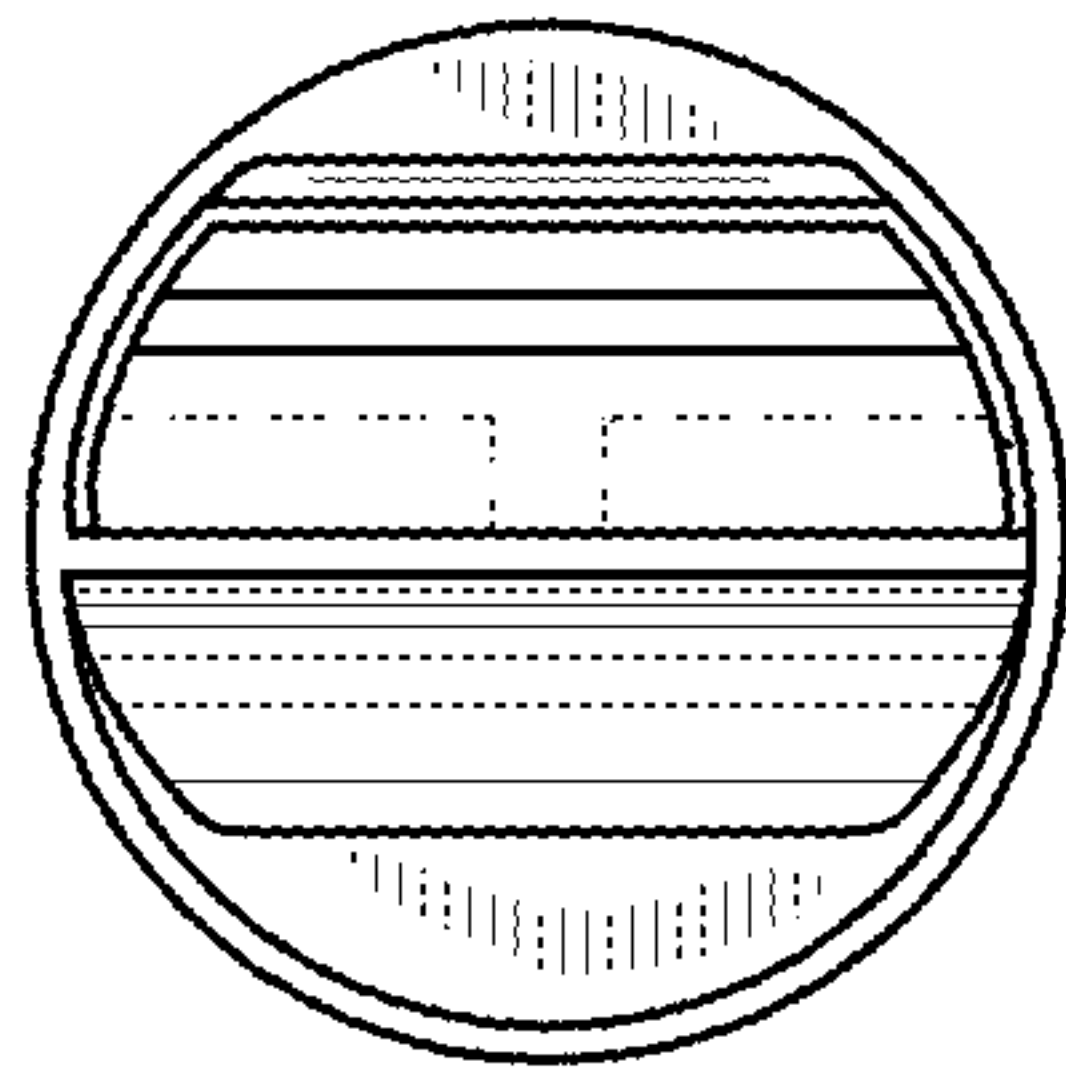


FIG. 4

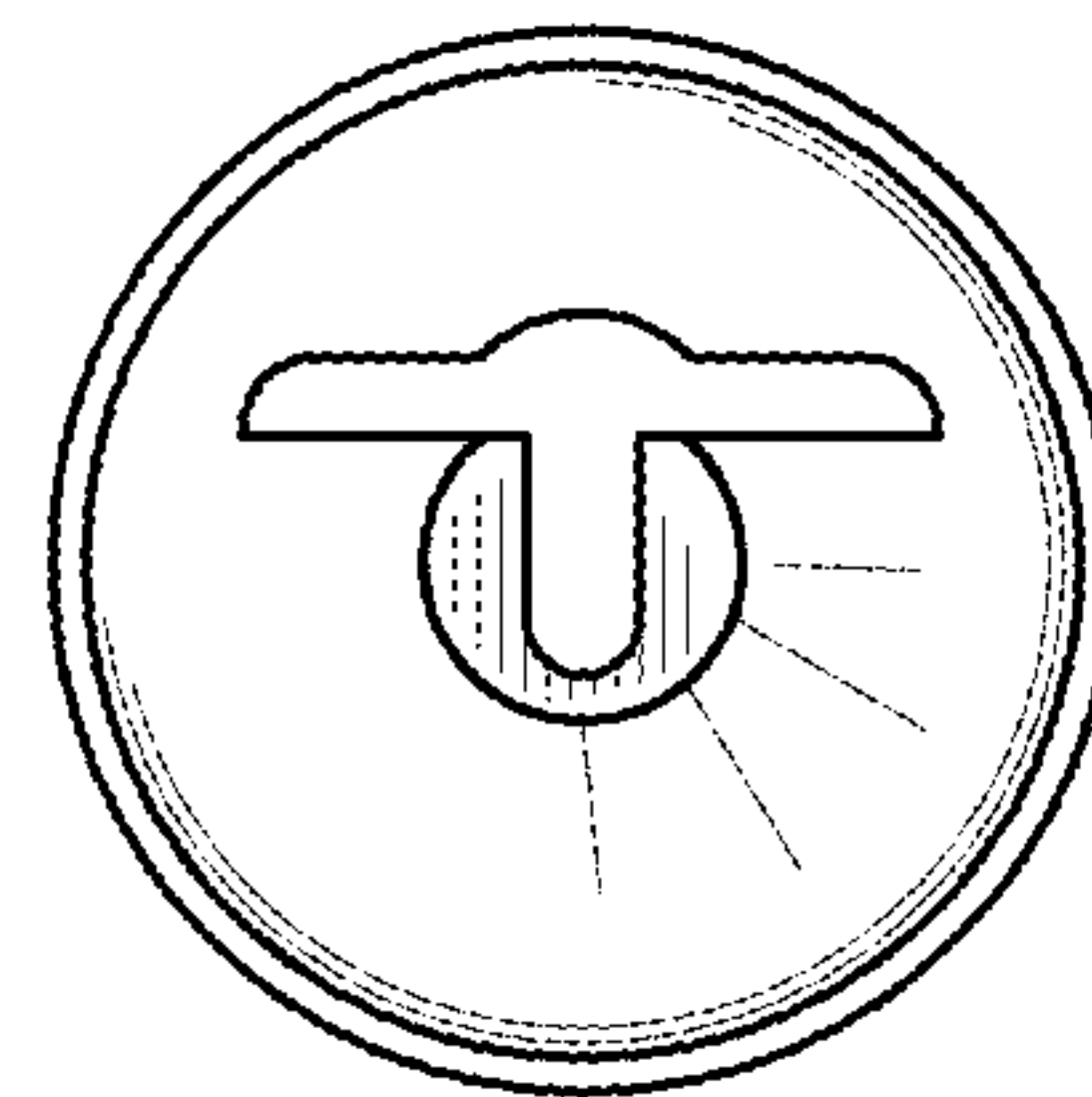


FIG. 5

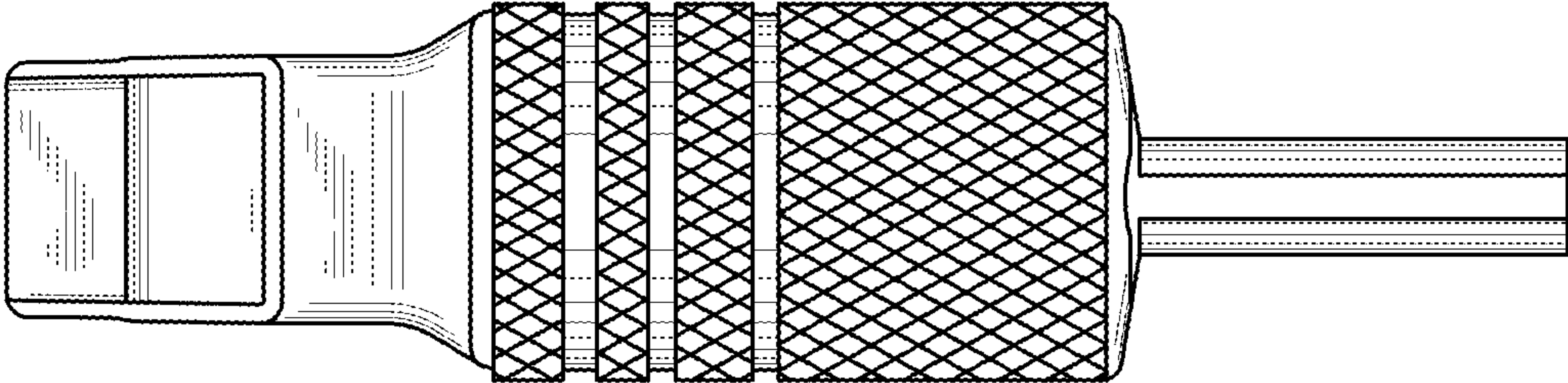


FIG. 6




FIG. 7

