



US00D744642S

(12) **United States Design Patent**
Bergstedt et al.

(10) **Patent No.:** **US D744,642 S**
(45) **Date of Patent:** **** Dec. 1, 2015**

(54) **ABSORBENT ARTICLE WITH A PATTERN**

(71) Applicant: **SCA Hygiene Products AB**, Göteborg (SE)

(72) Inventors: **Sigun Bergstedt**, Göteborg (SE); **Sofia Hermansson**, Västra Frölunda (SE)

(73) Assignee: **SCA HYGIENE PRODUCTS AB**, Göteborg (SE)

(**) Term: **14 Years**

(21) Appl. No.: **29/483,882**

(22) Filed: **Mar. 4, 2014**

(51) **LOC (10) Cl.** **24-04**

(52) **U.S. Cl.**
USPC **D24/126**

(58) **Field of Classification Search**
USPC D24/125–126; D5/6, 37, 39, 48, 53, 55, D5/56, 57, 58, 60, 61, 62, 63, 66
CPC A61F 13/47218; A61F 13/4704; A61F 13/476; A61F 13/15203; A61F 13/4756; A61F 13/5616; A61F 13/4758; A61F 2013/4706
See application file for complete search history.

(56) **References Cited**

U.S. PATENT DOCUMENTS

D466,608 S *	12/2002	Magee	D24/126
D579,560 S *	10/2008	Rinaldi	D24/126
D584,404 S *	1/2009	Johnson	D24/126
7,520,873 B2 *	4/2009	Sosalla	A61F 13/42 604/364
D601,246 S *	9/2009	Stonebraker	D24/126
7,682,350 B2 *	3/2010	Langdon	A61F 13/49011 604/385.27
D633,197 S *	2/2011	Boyd	D24/126
D633,198 S *	2/2011	Boyd	D24/126
7,896,858 B2 *	3/2011	Trennepohl	A61F 13/15699 604/385.01
D636,486 S *	4/2011	Mason	D24/124

D638,119 S *	5/2011	Mateo	D24/126
D638,535 S *	5/2011	Stonebraker	D24/126
D639,423 S *	6/2011	Boyd	D24/126
D640,371 S *	6/2011	Mason	D24/124
D645,144 S *	9/2011	Mason	D24/126
D647,200 S *	10/2011	Slaughter	D24/126
D648,943 S *	11/2011	Mason	D5/63
D657,455 S *	4/2012	Gehrke	D24/126
D657,456 S *	4/2012	Gehrke	D24/126
D657,457 S *	4/2012	Gehrke	D24/126
D657,458 S *	4/2012	Gehrke	D24/126

(Continued)

Primary Examiner — T. Chase Nelson

Assistant Examiner — Michelle E Wilson

(74) *Attorney, Agent, or Firm* — Buchanan Ingersoll & Rooney PC

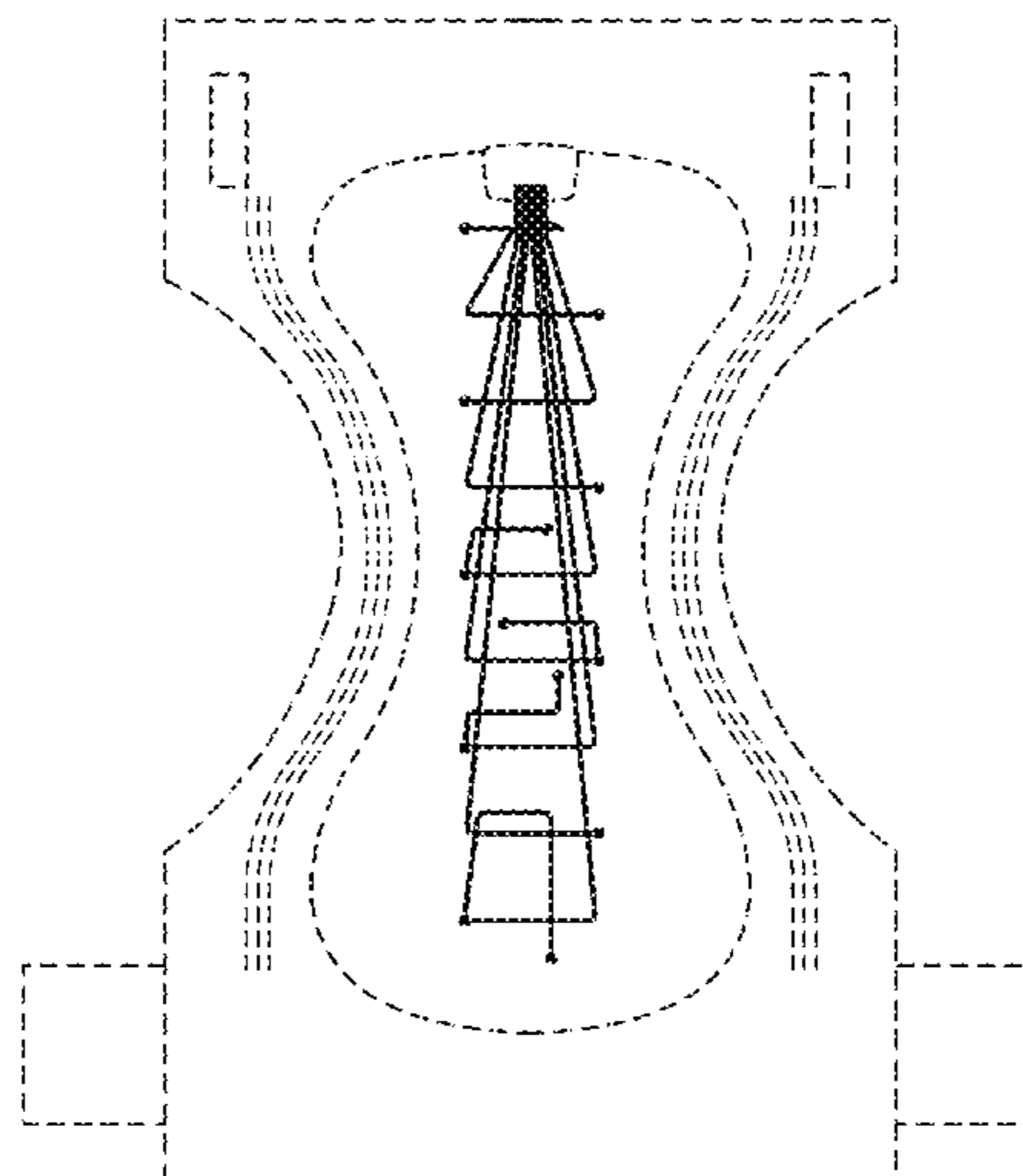
(57) **CLAIM**

The ornamental design for an absorbent article with a pattern, as shown and described.

DESCRIPTION

FIG. 1 is a top view of an absorbent article with a pattern showing my new design.
 FIG. 2 is a left side view thereof.
 FIG. 3 is a right view thereof.
 FIG. 4 is a top view thereof.
 FIG. 5 is a bottom view thereof.
 FIG. 6 is a top perspective view thereof.
 FIG. 7 is a bottom view thereof.
 FIG. 8 is a perspective view of an absorbent article with a pattern showing a second embodiment of my new design.
 FIG. 9 is a left side view thereof.
 FIG. 10 is a right view thereof.
 FIG. 11 is a top view thereof.
 FIG. 12 is a bottom view thereof.
 FIG. 13 is a top perspective view thereof; and,
 FIG. 14 is a bottom view thereof.
 The portions of the drawings shown in broken lines illustrate environmental structure or boundaries and form no part of the claimed design.

1 Claim, 8 Drawing Sheets



US D744,642 S

Page 2

(56)

References Cited

U.S. PATENT DOCUMENTS

D657,459 S *	4/2012	Gehrke	D24/126	D676,132 S *	2/2013	Cutshaw	D24/126
D657,868 S *	4/2012	Gehrke	D24/126	D681,198 S *	4/2013	Norman	D24/126
				D699,346 S *	2/2014	McElroy	D24/126

* cited by examiner

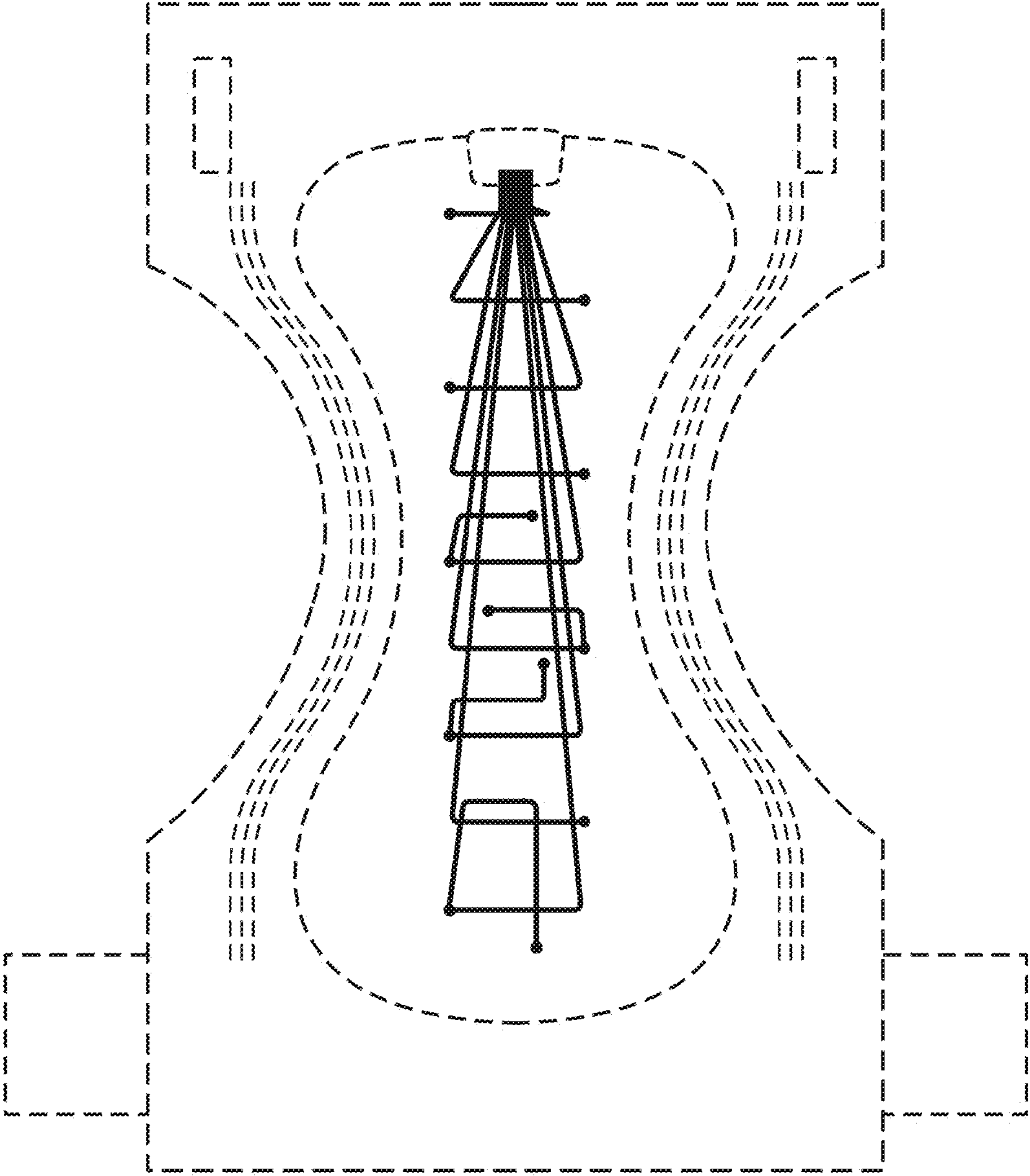


FIG. 1

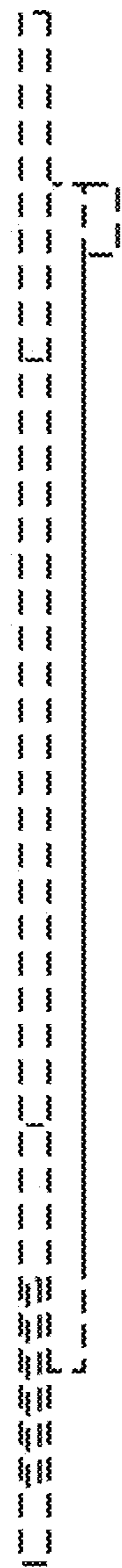


FIG. 2




FIG. 3



FIG. 4



FIG. 5

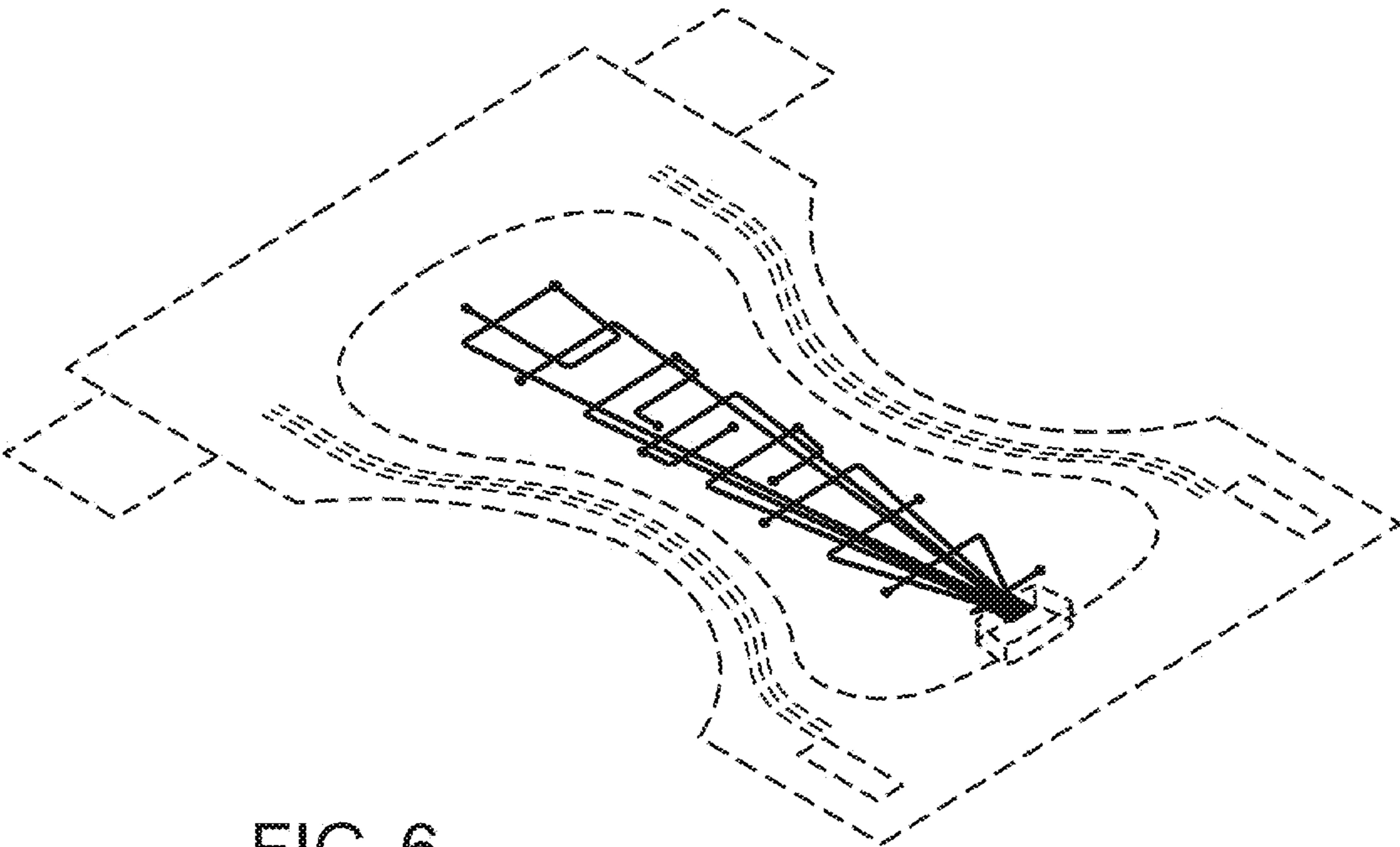


FIG. 6

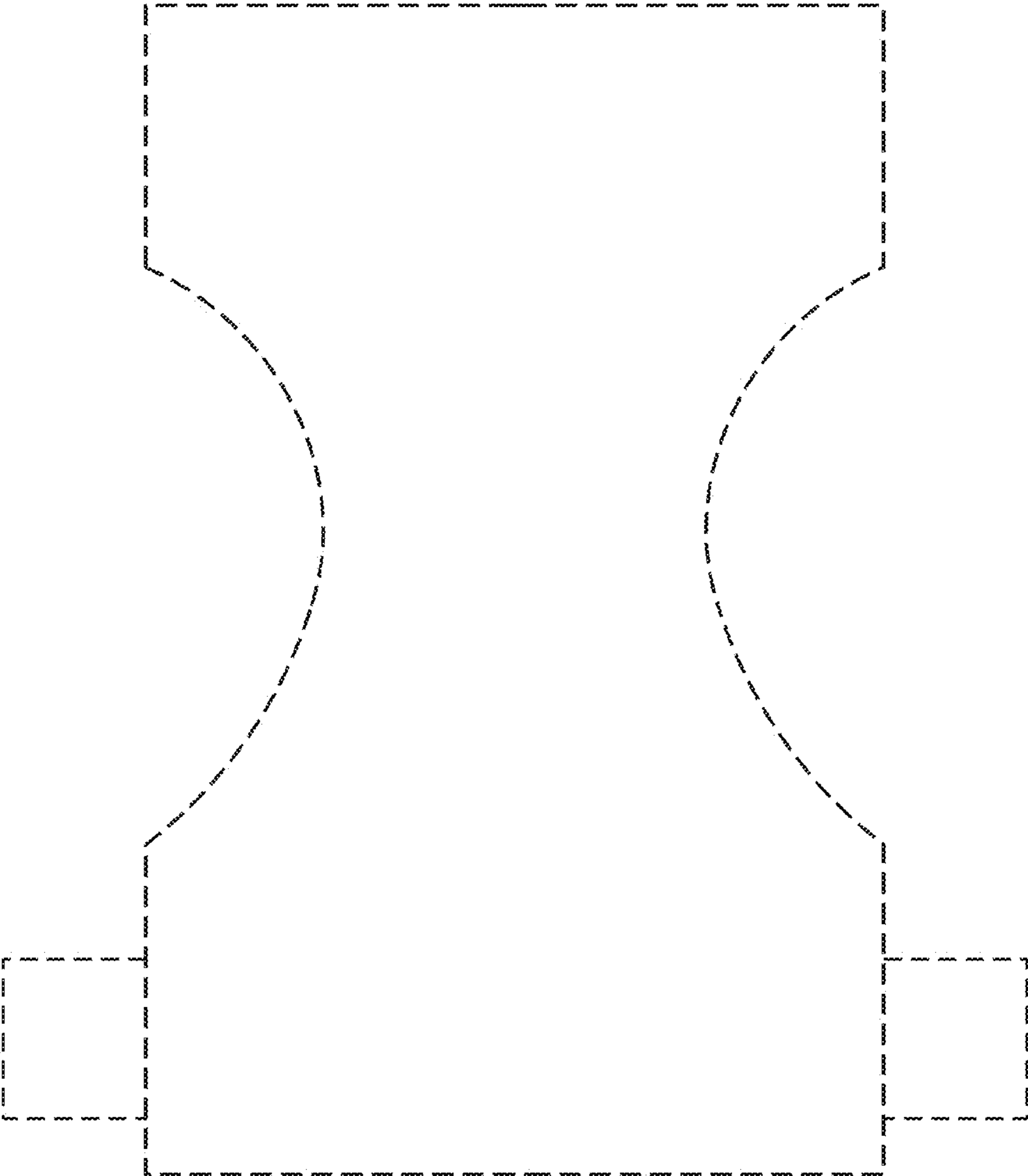


FIG. 7

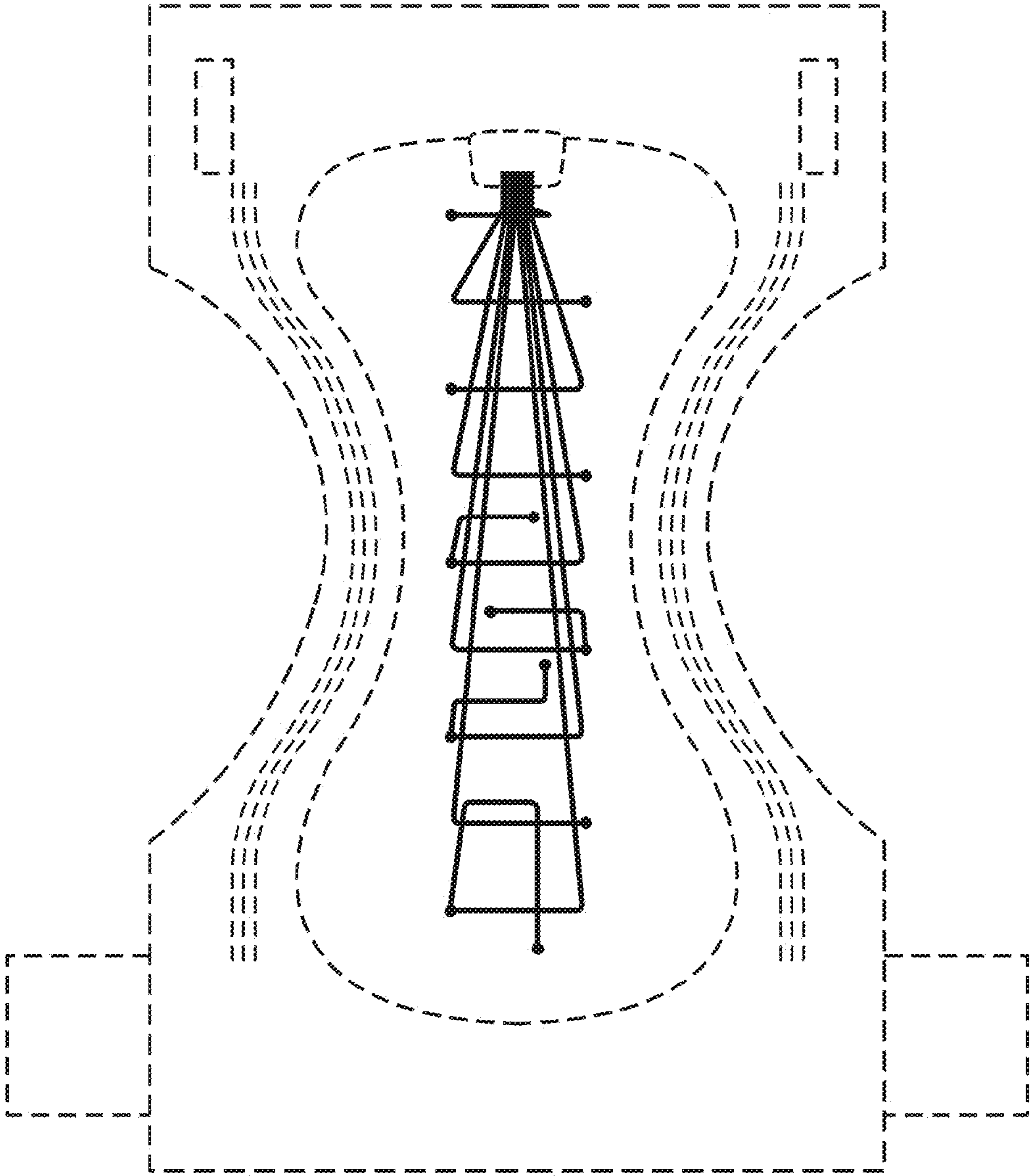


FIG. 8

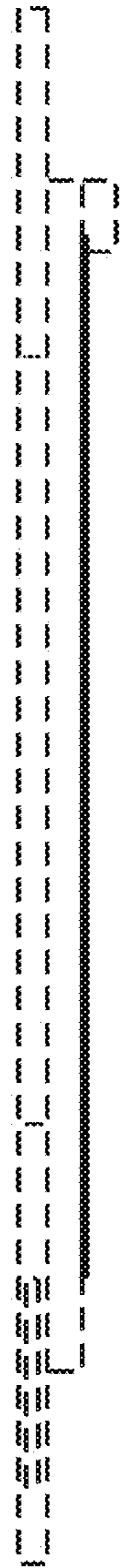


FIG. 9




FIG. 10



FIG. 11

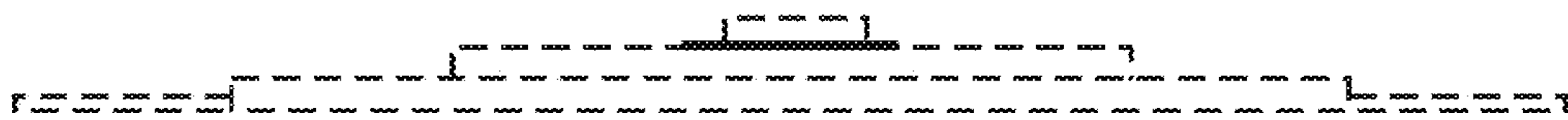


FIG. 12

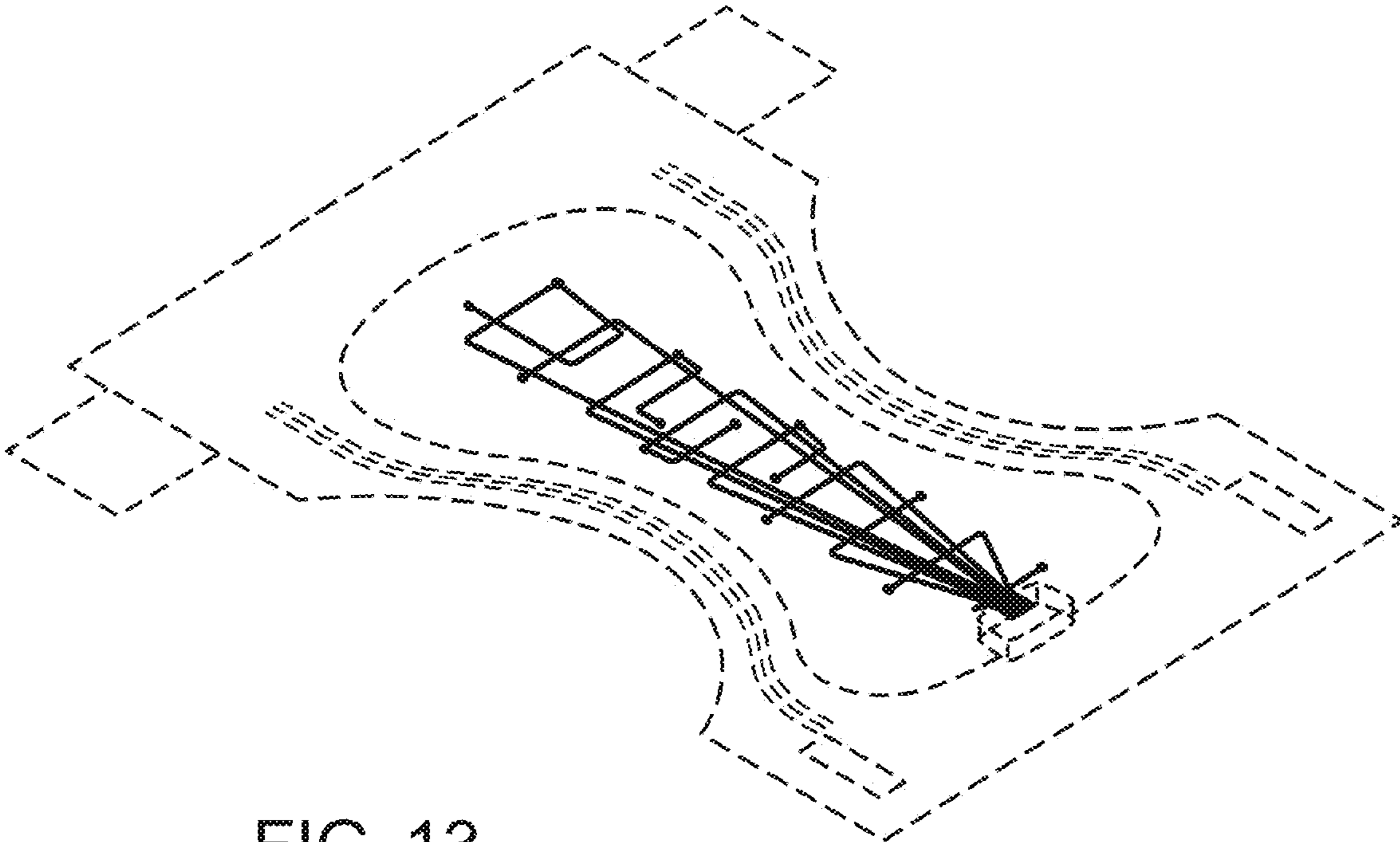


FIG. 13

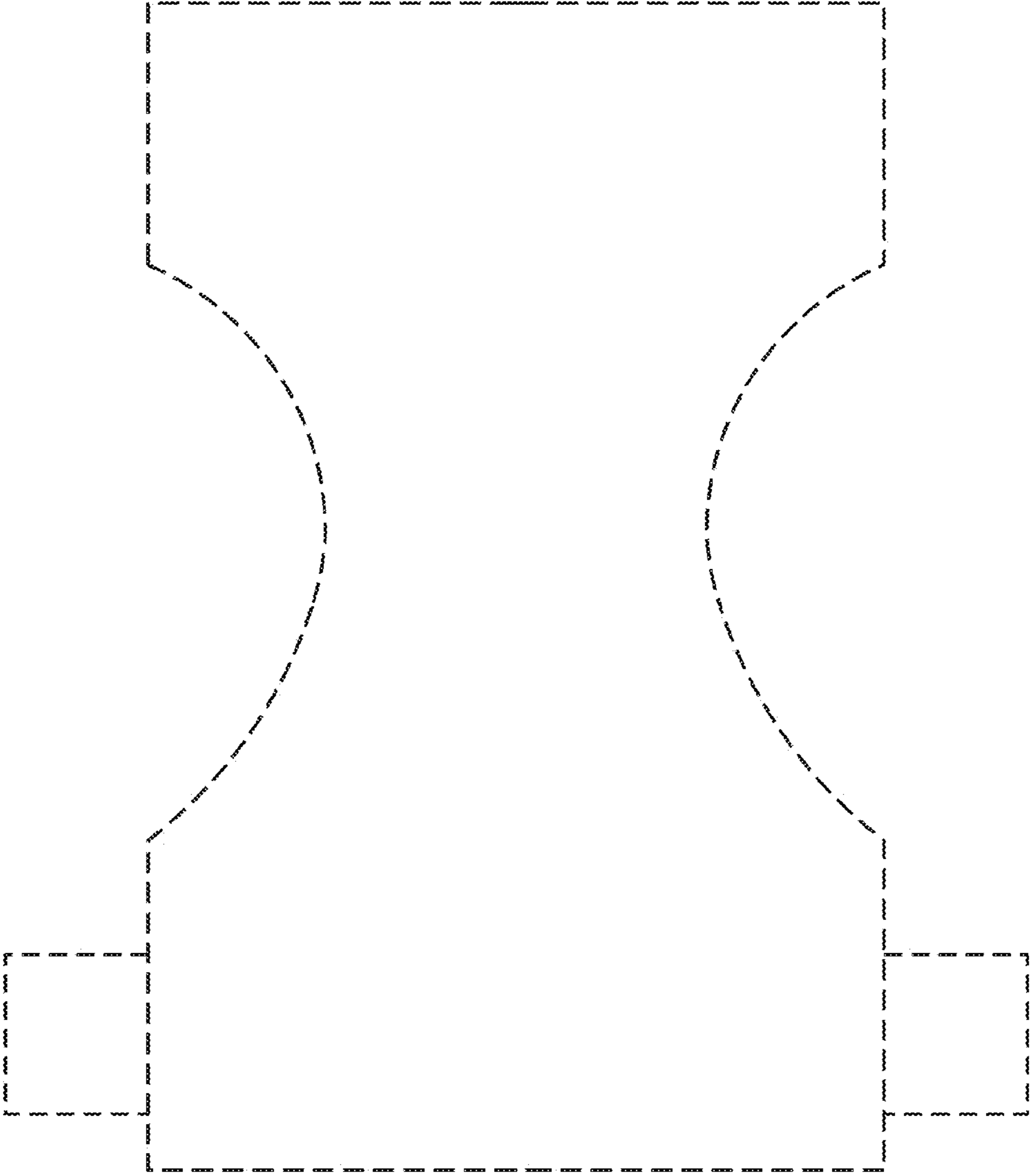


FIG. 14